

MINI FACT BOOK

2015 EDITION





Mini Fact Book Fall 2015

Department of Institutional
Research, Planning, and Assessment
Jackson State University
P. O. Box 17147 • Jackson, MS 39217
(P) 601.979.2484 • (F) 601.979.4054
www.jsu.edu/institutionalresearch

Jackson State University is an
Equal Opportunity Employer. The
University does not discriminate on
the basis of race, sex, religion, national
origin, disability status or protected
veteran status.

In addition, Jackson State University
recruits, admits and provides services,
financial aid and instruction to all
students without regard to race, sex,
religion, national origin, age, disability
status, veteran status or any other
characteristic protected by law.

Editors:

Director

Shemeka McClung

Research Associates

Arnitra Hunter

Angenette Dixon

Satya Sreedevi Redla

Administrative Assistant


Lashanda Phillips



TABLE OF CONTENTS

General Information.	3-6
Vision and Mission.	4
Core Values.	4
Campus Locations	5-6
Academic Information.	7-9
Tuition and Fees.	8
Degrees Awarded.	8
First-Time Freshmen Average High School GPA.	8
First-Time Freshmen Average High ACT Scores.	8
Composite ACT Scores by Ethnicity	9
Composite ACT Scores by Gender.	9
Composite ACT Scores by Residency.	9
Academic Calendar	9
Holiday Schedule.	9
Student Enrollment.	10-18
Enrollment by Ethnicity.	11
Enrollment by Gender and Status.	11
10-Year Enrollment Trend by Gender.	12
Fall 2015 Undergraduate Classifications.	12
Fall 2015 Graduate Classifications.	12
2014 Cohort Fall-to-Fall Retention.	13
Enrollment by Student Type.	13
Academic Enrollment by College/School.	13
Fall 2015 Student Characteristics	14
Top 5 Enrollment by Program	14
Top 5 Enrollment by Residency	15
Fall 2015 Enrollment by Counties.	16
Fall 2015 Enrollment by States	17
Fall 2015 Enrollment by Countries	18
Employee Information	19-21
EEO Category.	20
Faculty Academic Rank by Ethnicity and Gender.	21
Full-time Faculty by Tenure Status.	21
Faculty by College/School.	21
Financial Information.	22
Directory	23
Notes	24
Evaluation Form	25



An aerial photograph of a modern university campus, overlaid with a dark blue semi-transparent filter. The image shows a large, multi-story central building with a distinctive geometric facade. In the foreground, there is a circular plaza with a winding path, surrounded by trees and flagpoles. The overall scene is captured from a high angle, showing the layout of the campus and surrounding urban environment.

GENERAL INFORMATION

Jackson State University’s distinguished history began in 1877 as the Natchez Seminary, a private church school set up in Natchez, Mississippi, under the auspices of the American Baptist Home Mission Society of New York. Beginning with only 20 students, the seminary educated newly freed African Americans as ministers and teachers. JSU is now designated as a “higher research activity” institution by the Carnegie Foundation and has been named as an Institutional Partner by the Bill & Melinda Gates Foundation. This emphasis on research and scholarship is cemented by data that show JSU continues the tradition of being a top producer of African Americans with bachelor’s degrees in education and by ongoing funding from government agencies, including a recent \$2.9 million “First in the World” grant from the U.S. Department of Education. Listed by *Forbes* magazine as one of America’s Top Colleges for 2015, cited by *G.I. Jobs* magazine as a “Military-Friendly University” for the fourth consecutive year and recognized by *Diverse Issues in Higher Education* magazine for the number of STEM (science, technology, engineering and math) graduates produced annually – the academic enterprise remains robust at JSU.

Vision Statement

Building on its historic mission of empowering diverse students to become leaders, Jackson State University will become recognized as a challenging, yet nurturing, state-of-the-art technologically-infused intellectual community. Students and faculty will engage in creative research, participate in interdisciplinary and multi-institutional/organizational collaborative learning teams and serve the global community.

University Mission Statement

The University produces technologically advanced, diverse, ethical, global leaders who think critically, address societal problems and compete effectively.

Core Values

Tradition	The University believes that its role as a historically black university inspires and exemplifies positive societal change.
Accountability	The University believes in the principled exercise of leadership, excellence in scholarly activities, and the sanctity of the public trust.
Learning	The University believes in an experientially enhanced learning environment where teaching, research, and service are integrated and mutually reinforcing.
Nurturing	The University is committed to creating a community which affirms and welcomes persons from diverse backgrounds and experiences and supports the realization of their human potential.
Service	The University responds to the needs of society to the best of its ability and expects its graduates to do likewise.
Responsibility	The University believes in and accepts its duty to enhance each generation’s capacity to improve the human condition.



CAMPUS LOCATIONS

Jackson State University – Main Campus

JSU is a technologically advanced four-year university steeped in history and committed to preparing students to become global leaders. Designed as a higher research activity university, JSU continues to enhance the state, nation and world through comprehensive economic development, healthcare, technological and educational initiatives. We value our alumni and friends who help to make us great. With nearly 10,000 students, Jackson State is the fourth-largest institution of higher learning in Mississippi. We welcome the opportunity and challenge of providing the best education possible for the people who choose to study at Jackson State University.

Universities Center

The School of Lifelong Learning is located in the E.E Thrash Universities Center at 3825 Ridgewood Road in Jackson, Mississippi. It is a metropolitan learning center for local, state, public, and private agencies. This center has classroom facilities for both graduate and undergraduate students. The School of Lifelong Learning (SLL) meets the needs of present day workers and adult learners, 25 years of age and older, throughout the state, region, and nation. The SLL at Jackson State University is for adult learners who wish to begin, continue, complete, or enhance their development on a part-time or full-time basis.

Jackson Medical Mall

The School of Public Health Initiative is located in the Jackson Medical Mall at 350 West Woodrow Wilson Drive. The School of Public Health Initiative is committed to providing advanced quality education and a learning environment that supports interdisciplinary communications, development of professional public health concepts and values, and the resolution of healthcare issues. Programs prepare students to be outstanding leaders and practitioners in professional careers in public health, healthcare administration, speech language pathology, communicative disorders, and speech and hearing sciences.



Mississippi e-Center @ Jackson State University

The Mississippi e-Center @ Jackson State University, located at 1230 Raymond Road, Jackson, MS, is a cutting edge information center that demonstrates JSU's leadership in the digital world. The MS e-Center employs a wide array of technology-enhanced learning, research and business tools to engage students and faculty in innovative real-world exercise. The MS e-Center is the place where technology works for you.

Madison Location

Jackson State University's Madison campus is located at 382 Galleria Parkway, Madison, MS. This location offers bachelor's degree completion in Business Administration, Computer Engineering, Criminal Justice, Electrical Engineering and Healthcare Administration. This campus also offers a Master of Science in Elementary Education.

Holmes Community College

Jackson State University is now offering classes at Holmes Community College at 412 West Ridgeland Avenue, Ridgeland, MS. At this location, JSU offers bachelor's degree completion in Elementary Education K-3, Elementary Education K-6, and Social Work.

Downtown Campus

The Jackson State University Downtown Campus is located in a modern five-story complex at 101 West Capitol Street. This campus is home to the JSU Office of Alumni Affairs, JSU Institute of Government and the Mississippi Conference of Black Mayors. The office of the dean of the College of Public Service, Department of Public Policy and Administration and Department of Urban and Regional Planning are also housed on the campus. The Downtown Campus is near the Mississippi State Capitol Building, Jackson City Hall and a number of state agencies.



ACADEMIC INFORMATION

Undergraduate Admissions

Jackson State University
Post Office Box 17330
1400 John R. Lynch Street
Jackson, MS 39217
(P) 601.979.0928 | (F) 601.979.3445
admappl@jsums.edu
www.jsums.edu/admissions

Graduate Admissions

Jackson State University
Post Office Box 17095
1400 John R. Lynch Street
Jackson, MS 39217
(P) 601.979.2455 | (F) 601.979.2790
Graduate@jsums.edu
www.jsums.edu/graduateschool

TUITION AND FEES

Tuition and Fees	6,866
Books and Supplies (approx.)	2,300
Room and Board	8,226
Other Fees	196
Total (MS Resident)	15,288
Non-Resident Fees	9,955
Total (Non-Resident)	25,243

DEGREES AWARDED ACADEMIC YEAR 2014-2015

Baccalaureate	989
Masters	424
Specialist	19
Doctoral	80

Total	1,512
--------------	--------------

First-Time Freshmen Average High School GPA

3.03

FALL 2015 FIRST-TIME FRESHMEN AVERAGE ACT SCORES

English	19.0
Mathematics	19.0
Reading	20.0
Science Reasoning	20.0
Composite	19.3

Jackson State University is designated as the Urban University for the State of Mississippi. It is accredited by the Southern Association of Colleges and Schools Commission on Colleges (SACSCOC) to award the bachelor's, master's, education specialist, Doctor of Education and Doctor of Philosophy degrees. Comprised of five colleges and two schools, JSU offers 46 bachelor's, 37 master's, 2 specialist-in-education and 13 doctoral degrees.

COMPOSITE ACT SCORE FOR FIRST-TIME FRESHMEN BY ETHNICITY, GENDER, AND RESIDENCY

ACT Scores by Ethnicity

Black	19.0
White	21.0
Other	20.0

ACT Scores by Gender

Male	20.0
Female	19.0

ACT Scores by Residency

In-State	19.0
Out-of-State	20.0
International	22.0



ACADEMIC CALENDAR 2016-2017

	Fall 2016	Spring 2017
Orientation	August 15	January 5
Registration	August 17-19	January 5-6
Classes Begin	August 22	January 9
Academic Advising	November 7-11	April 3-7
Classes End	December 2	April 22
Final Examinations	December 3-8	April 22-28
Commencement	December 9	April 28-29

HOLIDAY SCHEDULE 2016-2017

Monday, May 30
 Monday, July 4
 Monday, September 5
 Thursday-Friday, November 24-25
 Thursday-Monday, December 22 - January 5
 Monday, January 16
 Friday, April 14
 Monday, May 29

Memorial Day Holiday
 Independence Day Holiday
 Labor Day Holiday
 Thanksgiving Holiday
 Christmas / New Year's Holiday
 Dr. Martin Luther King, Jr. Holiday
 Easter Holiday
 Memorial Day Holiday



STUDENT ENROLLMENT



ENROLLMENT BY ETHNICITY

African American	8,860
Caucasian	633
Hispanic	61
Asian	103
American Indian	32
Pacific Islander	1
Multi-racial	112
Total	9,802

TOTAL ENROLLMENT BY GENDER AND STATUS

	Male	Female	Total
Full-Time	2,756	4,792	7,548
Part-Time	657	1,597	2,254
Total	3,413	6,389	9,802

TOTAL UNDERGRADUATE BY GENDER AND STATUS

	Male	Female	Total
Full-Time	2,495	4,183	6,678
Part-Time	251	546	797
Total	2,746	4,729	7,475

TOTAL GRADUATE BY GENDER AND STATUS

	Male	Female	Total
Full-Time	261	609	870
Part-Time	406	1,051	1,457
Total	667	1,660	2,327

TEN-YEAR ENROLLMENT TREND BY GENDER

Fall	Male	Percent	Female	Percent	Total
2006	2,951	35.7%	5,305	64.3%	8,256
2007	3,118	35.8%	5,580	64.2%	8,698
2008	2,958	35.3%	5,418	64.7%	8,376
2009	3,139	35.7%	5,644	64.3%	8,783
2010	3,121	36.0%	5,566	64.0%	8,687
2011	3,162	35.5%	5,741	64.5%	8,903
2012	3,120	35.4%	5,699	64.6%	8,819
2013	3,204	35.1%	5,930	64.9%	9,134
2014	3,363	35.4%	6,145	64.6%	9,508
2015	3,413	34.8%	6,389	65.2%	9,802

FALL 2015 UNDERGRADUATE CLASSIFICATIONS

FRESHMAN 2,068

SOPHOMORE 1,416

JUNIOR 1,623

SENIOR 2,368

TOTAL 7,475

FALL 2015 GRADUATE CLASSIFICATIONS

Post-Baccalaureate	21
Master's	1495
Specialist	103
Doctorate	708

Graduate Total 2,327

FALL 2014 COHORT OF FIRST-TIME, FULL-TIME FRESHMEN FALL-TO-FALL RETENTION

Discipline/College/School	Cohort Fall 2014	Returned Fall 2015	Percentage
Business	147	114	77.6%
Education	92	77	83.7%
Liberal Arts	248	185	74.6%
Public Health	44	36	81.8%
Public Service	36	21	58.3%
Science, Engineering, and Technology	478	383	80.1%
Undecided	125	94	75.2%
University Total	1,170	910	77.8%

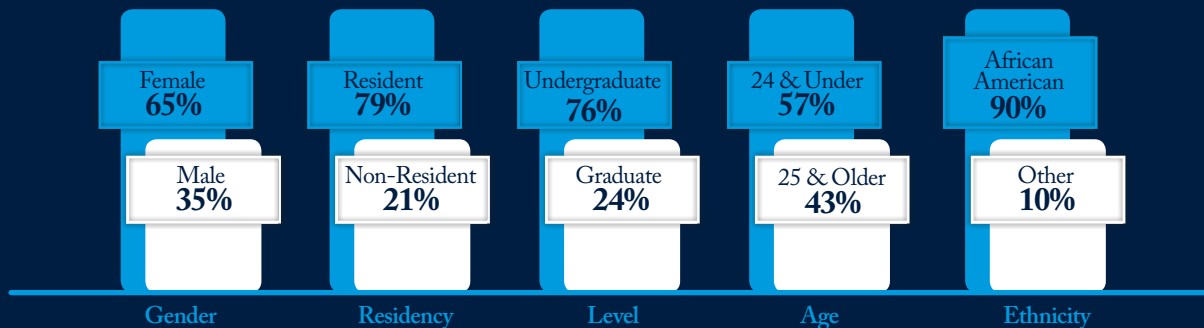
ENROLLMENT BY STUDENT TYPE

First-Time Freshmen	1,235
Returning Undergraduate Students	4,727
Readmitted Students	624
First-Time Transfer Students	772
First-Time Graduate Students	641
Returning Graduate Students	1,685
Transient Students	39
Other	36
Returning Post-Baccalaureate	43
Total	9,802

ACADEMIC ENROLLMENT BY COLLEGE/SCHOOL

Colleges/Schools	Undergraduate	Graduate	Enrollment
Business	1,046	93	1,139
Education	1,554	890	2,444
Liberal Arts	1,621	208	1,829
Public Health	497	257	754
Public Service	442	497	939
Science, Engineering, and Technology	2,142	361	2,503
Undecided	173	0	173
Non-degree	0	21	21
Total	7,475	2,327	9,802

FALL 2015 STUDENT CHARACTERISTICS



TOP 5 ENROLLMENT BY PROGRAM

Bachelor's Programs	Enrollment
Biology	992
Childcare & Family Education	451
Social Work	428
Criminal Justice	423
Healthcare Administration	407
Master's Programs	
Social Work	219
Early Childhood Education	165
Public Health	105
Technology Education	100
Sport Science	81
Doctoral Programs	
Education Administration	150
Public Health	111
Public Administration	91
Urban Higher Education	81
Urban & Regional Planning	53

TOP 5 ENROLLMENT BY RESIDENCY

Mississippi Residents

Hinds	3,908
Madison	633
Rankin	485
Copiah	200
Warren	163

Non- Residents

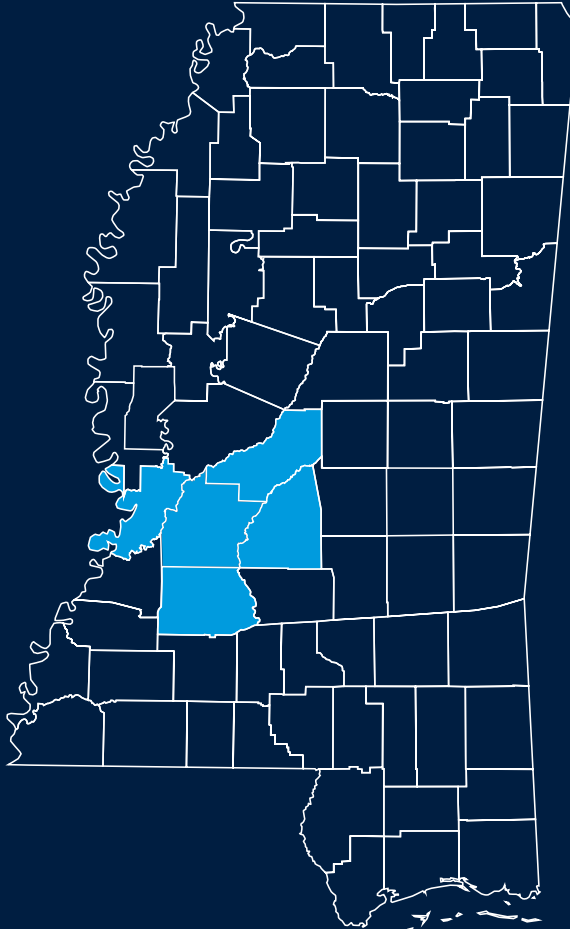
Illinois	358
Tennessee	196
Georgia	193
Louisiana	169
Alabama	109

International Residents

China	47
Ethiopia	38
India	36
Nigeria	24
Cameroon	11



FALL 2015 ENROLLMENT BY MS COUNTIES



Adams	77	Lincoln	69
Alcorn	5	Lowndes	24
Amite	9	Madison	633
Attala	42	Marion	23
Benton	4	Marshall	16
Bolivar	81	Monroe	6
Calhoun	6	Montgomery	10
Carroll	12	Neshoba	21
Chickasaw	10	Newton	28
Choctaw	9	Noxubee	13
Claiborne	40	Oktibbeha	18
Clarke	9	Panola	32
Clay	22	Pearl River	3
Coahoma	70	Perry	1
Copiah	200	Pike	102
Covington	17	Pontotoc	3
Desoto	68	Prentiss	1
Forrest	40	Quitman	15
Franklin	11	Rankin	485
George	2	Scott	74
Grenada	15	Sharkey	22
Greene	0	Simpson	97
Hancock	3	Smith	6
Harrison	58	Stone	9
Hinds	3,908	Sunflower	41
Holmes	142	Tallahatchie	27
Humphreys	46	Tate	7
Issaquena	2	Tippah	1
Itawamba	7	Tishomingo	0
Jackson	61	Tunica	26
Jasper	37	Union	2
Jefferson	43	Walthall	17
Jefferson Davis	39	Warren	163
Jones	27	Washington	142
Kemper	5	Wayne	12
Lafayette	10	Webster	1
Lamar	7	Wilkinson	20
Lauderdale	64	Winston	14
Lawrence	26	Yalobusha	9
Leake	85	Yazoo	138
Lee	21		
Leflore	110	Total	7,781



FALL 2015 ENROLLMENT BY STATES (NON-RESIDENTS)

Alabama	109	Kansas	10	Oklahoma	15
Arizona	10	Kentucky	5	Oregon	2
Arkansas	67	Louisiana	169	Pennsylvania	2
California	65	Maryland	22	Puerto Rico	6
Colorado	13	Massachusetts	1	South Carolina	9
Delaware	1	Michigan	72	Tennessee	196
District of Columbia	3	Minnesota	5	Texas	99
Florida	51	Missouri	77	US Citizen living	
Georgia	193	Nebraska	2	Outside US	1
Hawaii	3	Nevada	6	Virgin Islands of the US	8
Idaho	1	New Jersey	9	Virginia	10
Illinois	358	New York	7	Washington	3
Indiana	50	North Carolina	16	Wisconsin	29
Iowa	5	Ohio	22		
				Total	1,732

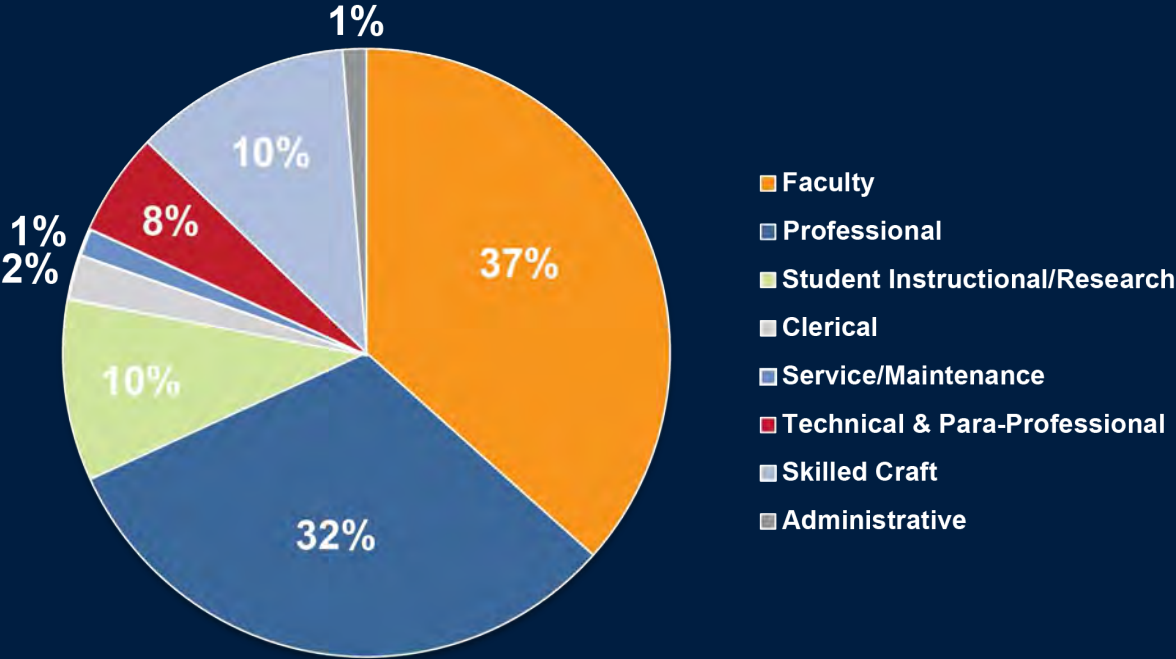
FALL 2015 ENROLLMENT BY COUNTRIES

Algeria	2	El Salvador	2	Netherlands	2	Sudan	3
Argentina	1	Ethiopia	38	Nicaragua	1	Sweden	1
Armenia	1	Gambia	1	Nigeria	24	Taiwan	1
Australia	3	Germany	1	Philippines	1	Tanzania	3
Bahamas	9	Ghana	4	Portugal	1	Thailan	1
Bangladesh	6	Greece	1	Russia	1	Tonga	1
Barbados	4	Guadeloupe (<i>dep., France</i>)	1	Rwanda	1	Trinidad and Tobago	2
Brazil	3	Haiti	3	Saint Lucia	1	Tunisia	1
Cameroon	11	India	36	Saint Vincent		Turkey	2
Canada	9	Iran	8	& the Grenadines	2	Uganda	1
China	47	Jamaica	1	Saudi Arabia	5	Ukraine	5
Colombia	7	Jordan	3	Senegal	1	Venezuela	2
Congo	1	Kenya	2	Serbia and Montenegro		Vietnam	1
Cote d'Ivoire (<i>Ivory Coast</i>)	1	Mexico	2	(<i>Yugoslavia</i>)	1	Yemen	2
Dominican Republic	1	Morocco	2	Singapore	2		
Ecuador	1	Namibia	1	South Africa	1		
Egypt	1	Nepal	3	Spain	2		
						Total	289



EMPLOYEE INFORMATION

EQUAL EMPLOYMENT OPPORTUNITY (EEO) CATEGORY



FACULTY ACADEMIC RANK BY ETHNICITY AND GENDER

Academic Rank	Male	Female	White	Black	Other	Total
Full-Time						
Professor	63	23	22	44	20	86
Associate Professor	66	44	24	66	20	110
Assistant Professor	49	62	25	77	9	111
Instructor	28	50	11	63	4	78
Lecturer	1	0	0	1	0	1
Other	1	0	1	0	0	1
Total	208	179	83	251	53	387
Part-Time						
Associate Professor	1	0	0	1	0	1
Assistant Professor	0	2	1	1	0	2
Lecturer	99	117	57	156	3	216
Total	100	119	58	158	3	219
Total	308	298	141	409	56	606

FULL-TIME FACULTY BY TENURE STATUS

Non-Tenured
133

Tenured
Track
68

Tenured
186

FACULTY BY COLLEGE/SCHOOL

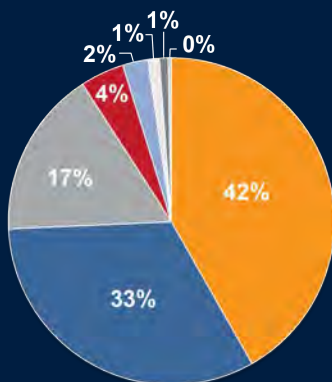
College/School	FT	PT	Total
Business	37	13	50
Education	63	64	127
Liberal Arts	111	67	178
Public Health	21	9	30
Public Service	34	31	65
Science, Engineering, & Technology	107	34	141
University College	14	1	15
Total	387	219	606

FINANCIAL INFORMATION

BUDGETED REVENUES, FY 2015-2016

Tuition & Fees	\$	65,598,382.00
State Appropriations	\$	51,905,061.00
Sales & Services	\$	500,000.00
Other Revenue	\$	4,000,000.00
Total Education and General:	\$	123,003,443.00
Auxiliary Enterprises	\$	26,359,010.00
Health & Recreational Services	\$	1,777,500.00
University Stadium	\$	1,400,016.00
Athletics	\$	6,940,000.00

TOTAL REVENUES:	\$	159,479,969.00
------------------------	-----------	-----------------------



■ Tuition & Fees

■ Other Revenue

■ State Appropriations

■ Health & Recreational Services

■ Auxiliary Enterprises

■ University Stadium

■ Athletics

■ Sales & Services

BUDGETED EXPENDITURES, FY 2015-2016

Instruction	\$	44,955,919.00
Research	\$	1,188,185.00
Public Service	\$	658,987.00
Academic Support	\$	8,647,894.00
Student Services	\$	10,075,837.00
Institutional Support	\$	28,846,956.00
Operation and Maintenance	\$	16,565,962.00

Scholarships and Fellowships	\$	12,063,703.00
Auxiliary Enterprises	\$	26,359,010.00
Total Education and General	\$	123,003,443.00
Health & Recreational Services	\$	1,777,500.00
University Stadium	\$	1,400,016.00
Athletics	\$	6,940,000.00

TOTAL EXPENDITURES:	\$	159,479,969.00
----------------------------	-----------	-----------------------

DIRECTORY

ADMINISTRATION

Office of the President	601.979.2323
Academic Affairs	601.979.2246
Athletics	601.979.2360
Business & Finance	601.979.1773
Enrollment Management & Institutional Research	601.979.2484
General Counsel	601.979.3950
Information Technology	601.979.4299
Institutional Advancement	601.979.2282
Research & Federal Relations	601.979.2931
Mississippi e-Center Second Floor	601.979.4299
Student Life	601.979.2241

COLLEGES & DIVISIONS

Business	601.979.2411
Education & Human Development	601.979.2433
Graduate Studies	601.979.2455
Liberal Arts	601.979.7036
Public Health Initiative	601.979.8806
Public Service	601.979.8836
School of Journalism & Media Services	601.979.2151
Science, Engineering & Technology	601.979.2153
Undergraduate Studies	601.979.2127

INFORMATION & ASSISTANCE

Community College Relations	601.979.0924
Financial Aid	601.979.2227
Honors College	601.979.2107
Housing	601.979.2326
Human Resources	601.979.2015
Institutional Research	601.979.2484
JSU <i>Online</i>	601.979.0779
Undergraduate Admissions	601.979.0928
Undergraduate Recruitment	601.979.5845
Undergraduate Studies	601.979.2127

A close-up, grayscale image of a cat's face, showing its eyes, nose, and whiskers. The image is used as a background for a lined paper template.

JACKSON STATE UNIVERSITY MINI FACT BOOK EVALUATION FALL 2015

We welcome any suggestions or comments that will help us enhance the MINI FACT BOOK.
Please assist us by completing the following evaluation and returning it to:

Institutional Research, Planning, and Assessment
Jackson State University
1400 J. R. Lynch Street
P. O. Box 17147
Jackson, MS 39217
(601) 979-2484

YOUR NAME: _____

ADDRESS OR LOCATION: _____

1. Describe any information you think should be added or expanded in next year's MINI FACT BOOK.

2. Give the page number and description of any information you think should be clarified or eliminated.

3. Other Comments:

A close-up, monochromatic blue-toned image of a tiger's face, showing its eyes, nose, and whiskers. The tiger is looking directly at the camera.

2015

JACKSON STATE UNIVERSITY

MINI FACT BOOK

DEPARTMENT OF INSTITUTIONAL RESEARCH,
PLANNING, AND ASSESSMENT



Department of Institutional Research, Planning, and Assessment

P. O. Box 17147 • Jackson, MS 39217

(P) 601.979.2484 | (F) 601.979.4054

www.jsums.edu/institutionalresearch