

MINI FACT BOOK

FALL 2016



JSU
1877
JACKSON STATE
UNIVERSITY®



Mini Fact Book Fall 2016

Department of Institutional
Research, Planning, and Assessment
Jackson State University
P. O. Box 17147 • Jackson, MS 39217
(P) 601.979.2484 • (F) 601.979.4054
www.jsums.edu/institutionalresearch

Jackson State University is an
Equal Opportunity Employer. The
University does not discriminate on
the basis of race, sex, religion, national
origin, disability status or protected
veteran status.

In addition, Jackson State University
recruits, admits, and provides services,
financial aid, and instruction to all
students without regard to race, sex,
religion, national origin, age, disability
status, veteran status or any other
characteristic protected by law.

Editors:

Director

Shemeka McClung

Research Associates

Arnitra Hunter

Angenette Dixon

Satya Sreedevi Redla

Administrative Assistant

Lashanda Phillips



TABLE OF CONTENTS

| | |
|--|--------------|
| General Information..... | 3-6 |
| Vision and Mission | 4 |
| Core Values..... | 4 |
| Campus Locations | 5-6 |
| Academic Information | 7-9 |
| Tuition and Fees..... | 8 |
| Degrees Awarded..... | 8 |
| First-Time Freshmen Average High School GPA | 8 |
| First-Time Freshmen Average ACT Scores | 8 |
| Composite ACT Scores by Ethnicity | 9 |
| Composite ACT Scores by Gender..... | 9 |
| Composite ACT Scores by Residency..... | 9 |
| Academic Calendar..... | 9 |
| Holiday Schedule..... | 9 |
| Student Enrollment | 10-18 |
| Enrollment by Ethnicity..... | 11 |
| Enrollment by Gender and Status..... | 11 |
| 10-Year Enrollment Trend by Gender..... | 12 |
| Fall 2016 Undergraduate Classifications..... | 12 |
| Fall 2016 Graduate Classifications | 12 |
| 2015 Cohort Fall-to-Fall Retention | 13 |
| Enrollment by Student Type..... | 13 |
| Academic Enrollment by College/School..... | 13 |
| Fall 2016 Student Characteristics | 14 |
| Top 5 Enrollment by Program | 14 |
| Top 5 Enrollment by Residency | 15 |
| Fall 2016 Enrollment by Counties..... | 16 |
| Fall 2016 Enrollment by States | 17 |
| Fall 2016 Enrollment by Countries | 18 |
| Employee Information | 19-21 |
| EEO Categories..... | 20 |
| Faculty Academic Rank by Ethnicity and Gender..... | 21 |
| Full-Time Faculty by Tenure Status | 21 |
| Faculty by College/School..... | 21 |
| Financial Information..... | 22 |
| Directory..... | 23 |
| Notes | 24 |
| Evaluation Form | 25 |



An aerial photograph of a university campus. In the center is a tall, modern building with a distinctive tower section featuring a grid of windows. Below the building is a large, circular plaza with a paved walkway and several trees. To the left of the plaza is a large, open area with many flagpoles. To the right is a long, straight walkway lined with trees and buildings. The entire image is in grayscale, with a blue overlay for the text and a blue line at the bottom.

GENERAL INFORMATION

Jackson State University’s distinguished history began in 1877 as the Natchez Seminary, a private church school set up in Natchez, Mississippi, under the auspices of the American Baptist Home Mission Society of New York. Beginning with only 20 students, the seminary educated newly freed African Americans as ministers and teachers. JSU is now designated as a “higher research activity” institution by the Carnegie Foundation and has been named as an Institutional Partner by the Bill & Melinda Gates Foundation. This emphasis on research and scholarship is cemented by data that show JSU continues the tradition of being a top producer of African Americans with bachelor’s degrees in education and by ongoing funding from government agencies, including a recent \$2.9 million “First in the World” grant from the U.S. Department of Education. Listed by *Forbes* magazine as one of America’s Top Colleges for 2015, cited by *G.I. Jobs* magazine as a “Military-Friendly University” for the fourth consecutive year and recognized by *Diverse Issues in Higher Education* magazine for the number of STEM (science, technology, engineering and math) graduates produced annually – the academic enterprise remains robust at JSU.

Vision Statement

Building on its historic mission of empowering diverse students to become leaders, Jackson State University will become recognized as a challenging, yet nurturing, state-of-the-art technologically infused intellectual community. Students and faculty will engage in creative research, participate in interdisciplinary and multi-institutional/organizational collaborative learning teams and serve the global community.

University Mission Statement

The University produces technologically advanced, diverse, ethical, global leaders who think critically, address societal problems and compete effectively.

Core Values

| | |
|----------------|--|
| Tradition | The University believes that its role as a historically black university inspires and exemplifies positive societal change. |
| Accountability | The University believes in the principled exercise of leadership, excellence in scholarly activities, and the sanctity of the public trust. |
| Learning | The University believes in an experientially enhanced learning environment where teaching, research, and service are integrated and mutually reinforcing. |
| Nurturing | The University is committed to creating a community that affirms and welcomes people from diverse backgrounds and experiences and supports the realization of their human potential. |
| Service | The University responds to the needs of society to the best of its ability and expects its graduates to do likewise. |
| Responsibility | The University believes in and accepts its duty to enhance each generation’s capacity to improve the human condition. |



Jackson State University – Main Campus

JSU is a technologically advanced four-year university steeped in history and committed to preparing students to become global leaders. Designated as a "higher research activity" university, JSU continues to enhance the state, nation and world through comprehensive economic development, healthcare, technological and educational initiatives. We value our alumni and friends who help to make us great. With nearly 10,000 students, Jackson State is the fourth-largest institution of higher learning in Mississippi. We welcome the opportunity and challenge of providing the best education possible for the people who choose to study at Jackson State University.

Universities Center

The School of Lifelong Learning is located in the E.E Thrash Universities Center at 3825 Ridgewood Road in Jackson, Mississippi. It is a metropolitan learning center for local, state, public, and private agencies. This center has classroom facilities for both undergraduate and graduate students. The School of Lifelong Learning (SLL) meets the needs of present-day workers and adult learners, 25 years of age and older, throughout the state, region, and nation. The SLL at Jackson State University is for adult learners who wish to begin, continue, complete, or enhance their development on a part-time or full-time basis.

Jackson Medical Mall

The School of Public Health Initiative is located in the Jackson Medical Mall at 350 West Woodrow Wilson Drive. The School of Public Health Initiative is committed to providing advanced quality education and a learning environment that supports interdisciplinary communications, development of professional public health concepts and values, and the resolution of healthcare issues. Programs prepare students to be outstanding leaders and practitioners in professional careers in public health, healthcare administration, speech language pathology, communicative disorders, and speech and hearing sciences.



Mississippi e-Center @ Jackson State University

The Mississippi e-Center @ Jackson State University, located at 1230 Raymond Road, Jackson, MS, is a cutting-edge information center that demonstrates JSU's leadership in the digital world. The MS e-Center employs a wide array of technology-enhanced learning, research and business tools to engage students and faculty in innovative real-world exercise. The MS e-Center is the place where technology works for you.

Madison Location

Jackson State University's Madison campus is located at 382 Galleria Parkway, Madison, MS. This location offers bachelor's degree completion in Business Administration, Computer Engineering, Criminal Justice, Electrical Engineering and Healthcare Administration. This campus also offers a Master of Science in Elementary Education.

Holmes Community College

Jackson State University is now offering classes at Holmes Community College at 412 West Ridgeland Avenue, Ridgeland, MS. At this location, JSU offers bachelor's degree completion in Elementary Education K-3, Elementary Education K-6, and Social Work.

Downtown Campus

The Jackson State University Downtown Campus is located in a modern five-story complex at 101 West Capitol Street. This campus is home to the JSU Office of Alumni Affairs, JSU Institute of Government and the Mississippi Conference of Black Mayors. The office of the dean of the College of Public Service, Department of Public Policy and Administration and Department of Urban and Regional Planning are also housed on the campus. The Downtown Campus is near the Mississippi State Capitol Building, Jackson City Hall and a number of state agencies.

A photograph of the Jackson State University entrance archway. The archway is a large, modern structure with a dark metal frame and a translucent, ribbed roof. At the top center of the arch, there is a circular seal featuring a torch and the words "JACKSON STATE UNIVERSITY". Below the seal, the words "ACADEMIC INFORMATION" are written in a large, blue, sans-serif font, enclosed within a blue square bracket. In the background, a white bus with "JACKSON STATE UNIVERSITY" written on its side is parked. A black car is also visible. The sky is clear and blue.

ACADEMIC INFORMATION

Undergraduate Admissions

Jackson State University
Post Office Box 17330
1400 John R. Lynch Street
Jackson, MS 39217
(P) 601.979.0928 | (F) 601.979.3445
admappl@jsums.edu
www.jsums.edu/admissions

Graduate Admissions

Jackson State University
Post Office Box 17095
1400 John R. Lynch Street
Jackson, MS 39217
(P) 601.979.2455 | (F) 601.979.2790
Graduate@jsums.edu
www.jsums.edu/graduateschool

TUITION AND FEES

| | |
|----------------------|---------------|
| Tuition And Fees | 7141 |
| Books and Supplies | (approx) 2300 |
| Room and Board | 8708 |
| Required Fees | 120 |
| Total (MS Resident) | 18269 |
| Non-Resident Fees | 10473 |
| Total (Non-Resident) | 28742 |

DEGREES AWARDED ACADEMIC YEAR 2015-2016

| | |
|---------------|-----|
| Baccalaureate | 984 |
| Masters | 434 |
| Specialist | 13 |
| Doctoral | 86 |

| | |
|-------|-------|
| Total | 1,517 |
|-------|-------|

First-Time Freshmen Average High School GPA

2.90

FIRST-TIME FRESHMEN AVERAGE ACT SCORES

| | |
|-------------------|------|
| English | 19.0 |
| Mathematics | 18.0 |
| Reading | 20.0 |
| Science Reasoning | 20.0 |
| Composite | 19.0 |

Jackson State University is designated as the Urban University for the State of Mississippi. It is accredited by the Southern Association of Colleges and Schools Commission on Colleges (SACSCOC) to award bachelor's, master's, education specialist, Doctor of Education and Doctor of Philosophy degrees. Comprised of five colleges and two schools, JSU offers 46 bachelor's, 37 master's, 2 specialist-in-education and 13 doctoral degrees.

COMPOSITE ACT SCORE FOR FIRST-TIME FRESHMEN BY ETHNICITY, GENDER, AND RESIDENCY

ACT Scores by Ethnicity

| | |
|-------|------|
| Black | 19.0 |
| White | 20.0 |
| Other | 19.0 |

ACT Scores by Gender

| | |
|--------|------|
| Male | 19.0 |
| Female | 19.0 |

ACT Scores by Residency

| | |
|---------------|------|
| In-State | 19.0 |
| Out-of-State | 19.0 |
| International | 23.0 |



ACADEMIC CALENDAR 2016-2017

Fall 2016

| | |
|--------------------|---------------|
| Orientation | August 15 |
| Registration | August 17-19 |
| Classes Begin | August 22 |
| Academic Advising | November 7-11 |
| Classes End | December 2 |
| Final Examinations | December 3-8 |
| Commencement | December 9 |

Spring 2017

| |
|-------------|
| January 5 |
| January 5-6 |
| January 9 |
| April 3-7 |
| April 22 |
| April 22-28 |
| April 28-29 |

HOLIDAY SCHEDULE 2016-2017

Monday, May 30
Monday, July 4
Monday, September 5
Thursday-Friday, November 24-25
Thursday-Monday, December 22 - January 2
Monday, January 16
Friday, April 14
Monday, May 29

Memorial Day Holiday
Independence Day Holiday
Labor Day Holiday
Thanksgiving Holiday
Christmas / New Year's Holiday
Dr. Martin Luther King, Jr. Holiday
Easter Holiday
Memorial Day Holiday



STUDENT ENROLLMENT



ENROLLMENT BY ETHNICITY

| | |
|-----------------------------------|--------------|
| Black | 8,910 |
| White | 616 |
| Hispanic | 85 |
| Asian | 65 |
| American Indian or Alaskan Native | 28 |
| Pacific Islander | 2 |
| Multi-racial | 105 |
| Total | 9,811 |

TOTAL ENROLLMENT BY GENDER AND STATUS

| | Male | Female | Total |
|--------------|--------------|--------------|--------------|
| Full-Time | 2,578 | 4,757 | 7,335 |
| Part-Time | 782 | 1,694 | 2,476 |
| Total | 3,360 | 6,451 | 9,811 |

TOTAL UNDERGRADUATES BY GENDER AND STATUS

| | Male | Female | Total |
|--------------|--------------|--------------|--------------|
| Full-Time | 2,367 | 4,140 | 6,507 |
| Part-Time | 386 | 599 | 985 |
| Total | 2,753 | 4,739 | 7,492 |

TOTAL GRADUATES BY GENDER AND STATUS

| | Male | Female | Total |
|--------------|------------|--------------|--------------|
| Full-Time | 211 | 617 | 828 |
| Part-Time | 396 | 1,095 | 1,491 |
| Total | 607 | 1,712 | 2,319 |

TEN-YEAR ENROLLMENT TREND BY GENDER

| Fall | Male | Percent | Female | Percent | Total |
|------|-------|---------|--------|---------|-------|
| 2007 | 3,118 | 35.8% | 5,580 | 64.2% | 8,698 |
| 2008 | 2,958 | 35.3% | 5,418 | 64.7% | 8,376 |
| 2009 | 3,139 | 35.7% | 5,644 | 64.3% | 8,783 |
| 2010 | 3,121 | 36.0% | 5,566 | 64.0% | 8,687 |
| 2011 | 3,162 | 35.5% | 5,741 | 64.5% | 8,903 |
| 2012 | 3,120 | 35.4% | 5,699 | 64.6% | 8,819 |
| 2013 | 3,204 | 35.1% | 5,930 | 64.9% | 9,134 |
| 2014 | 3,363 | 35.4% | 6,145 | 64.6% | 9,508 |
| 2015 | 3,413 | 34.8% | 6,389 | 65.2% | 9,802 |
| 2016 | 3,360 | 34.25% | 6,451 | 65.75% | 9,811 |

FALL 2016 UNDERGRADUATE CLASSIFICATIONS

FRESHMAN 2,044

SOPHOMORE 1,469

JUNIOR 1,659

SENIOR 2,320

TOTAL 7,492

FALL 2016 GRADUATE CLASSIFICATIONS

| | |
|--------------------|------|
| Post-Baccalaureate | 8 |
| Master's | 1532 |
| Specialist | 93 |
| Doctorate | 686 |

Graduate Total 2,319

FALL 2015 COHORT OF FIRST-TIME, FULL-TIME FRESHMEN FALL-TO-FALL RETENTION

| Discipline/College/School | Cohort Fall 2015 | Returned Fall 2016 | Percentage |
|--------------------------------------|---------------------|-----------------------|------------|
| Business | 157 | 99 | 63.1% |
| Education and Human Development | 99 | 65 | 65.7% |
| Journalism and Media Studies | 40 | 30 | 75.0% |
| Liberal Arts | 274 | 189 | 69.0% |
| Public Health Initiative | 51 | 37 | 72.5% |
| Public Service | 31 | 17 | 54.8% |
| Science, Engineering, and Technology | 537 | 400 | 74.5% |
| Undecided | 33 | 27 | 81.8% |
| University Total | 1222 | 864 | 70.7% |

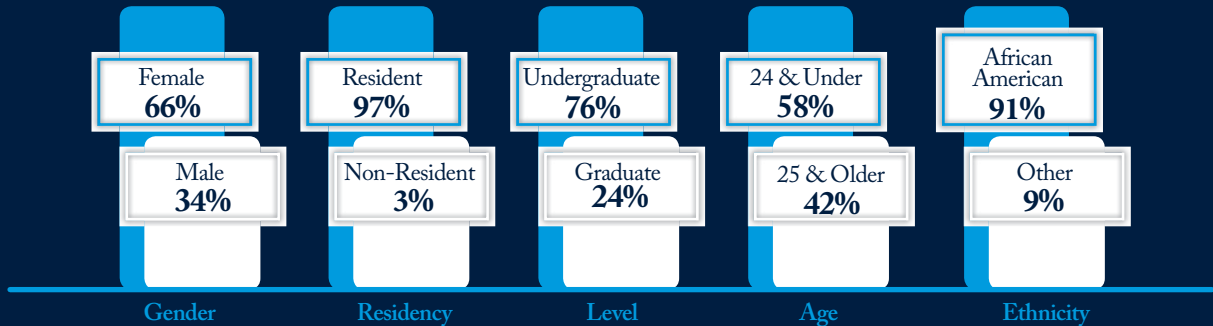
ENROLLMENT BY STUDENT TYPE

| | |
|--|--------------|
| First-Time Freshmen | 1,292 |
| Returning Undergraduate Students | 4,663 |
| Readmitted Students | 658 |
| First-Time Transfer Students | 777 |
| First-Time Graduate Students | 660 |
| Returning Graduate Students or Transfer Students | 1,658 |
| Transient Students | 35 |
| High School Students Taking College Courses | 33 |
| Other | 14 |
| Returning Post-Baccalaureate | 21 |
| Total | 9,811 |

ACADEMIC ENROLLMENT BY COLLEGE/SCHOOL

| Colleges/Schools | Undergraduate | Graduate | Enrollment |
|--------------------------------------|---------------|--------------|--------------|
| Business | 1,031 | 138 | 1,169 |
| Education and Human Development | 1,501 | 931 | 2,432 |
| Journalism and Media Studies | 239 | 30 | 269 |
| Liberal Arts | 1,324 | 132 | 1,456 |
| Public Health Initiative | 548 | 232 | 780 |
| Public Service | 454 | 497 | 951 |
| Science, Engineering, and Technology | 2,249 | 349 | 2,598 |
| Undecided | 146 | 0 | 146 |
| Non-Degree | 0 | 10 | 10 |
| Total | 7,492 | 2,319 | 9,811 |

FALL 2016 STUDENT CHARACTERISTICS



TOP 5 ENROLLMENT BY PROGRAM

Bachelor's Programs Enrollment

| | |
|------------------------------|-------|
| Biology | 1,074 |
| Healthcare Administration | 462 |
| Childcare & Family Education | 459 |
| Social Work | 441 |
| Criminal Justice | 433 |

Master's Programs

| | |
|----------------------------|-----|
| Social Work | 223 |
| Early Childhood Education | 171 |
| Teaching | 104 |
| Public Health | 103 |
| Public Policy and Planning | 78 |

Doctoral Programs

| | |
|----------------------------|-----|
| Educational Administration | 152 |
| Public Health | 94 |
| Public Administration | 91 |
| Urban Higher Education | 84 |
| Urban & Regional Planning | 51 |

TOP 5 ENROLLMENT BY RESIDENCY

Mississippi Residents

| | |
|------------|-------|
| Hinds | 3,667 |
| Madison | 610 |
| Rankin | 457 |
| Copiah | 179 |
| Washington | 168 |

Non- Residents

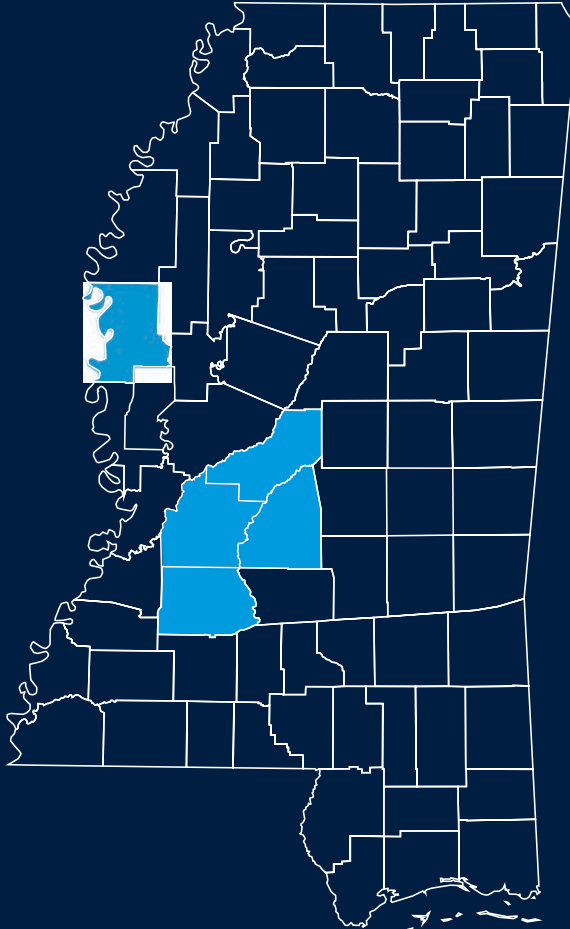
| | |
|-----------|-----|
| Illinois | 459 |
| Louisiana | 223 |
| Tennessee | 214 |
| Georgia | 196 |
| Alabama | 121 |

International Residents

| | |
|--------------|----|
| China | 49 |
| Ethiopia | 42 |
| Nigeria | 37 |
| India | 25 |
| Cameroon | 14 |
| Saudi Arabia | 14 |



FALL 2016 ENROLLMENT BY MS COUNTIES



| | | | |
|-----------------|--------------|-------------------|--------------|
| Adams | 77 | Lincoln | 73 |
| Alcorn | 9 | Lowndes | 36 |
| Amite | 9 | Madison | 610 |
| Attala | 38 | Marion | 23 |
| Benton | 1 | Marshall | 23 |
| Bolivar | 82 | Monroe | 7 |
| Calhoun | 7 | Montgomery | 11 |
| Carroll | 17 | Neshoba | 22 |
| Chickasaw | 5 | Newton | 25 |
| Choctaw | 9 | Noxubee | 12 |
| Claiborne | 41 | Oktibbeha | 23 |
| Clarke | 6 | Panola | 29 |
| Clay | 20 | Pearl River | 5 |
| Coahoma | 67 | Perry | 2 |
| Copiah | 179 | Pike | 114 |
| Covington | 16 | Pontotoc | 3 |
| Desoto | 78 | Prentiss | 3 |
| Forrest | 59 | Quitman | 16 |
| Franklin | 10 | Rankin | 457 |
| George | 4 | Scott | 64 |
| Greene | 1 | Sharkey | 22 |
| Grenada | 12 | Simpson | 100 |
| Hancock | 2 | Smith | 5 |
| Harrison | 68 | Stone | 11 |
| Hinds | 3,667 | Sunflower | 40 |
| Holmes | 134 | Tallahatchie | 23 |
| Humphreys | 35 | Tate | 7 |
| Issaquena | 4 | Tishomingo | 1 |
| Itawamba | 6 | Tunica | 27 |
| Jackson | 71 | Walthall | 16 |
| Jasper | 31 | Warren | 160 |
| Jefferson | 39 | Washington | 168 |
| Jefferson Davis | 36 | Wayne | 9 |
| Jones | 22 | Webster | 1 |
| Kemper | 5 | Wilkinson | 16 |
| Lafayette | 14 | Winston | 17 |
| Lamar | 10 | Yalobusha | 10 |
| Lauderdale | 65 | Yazoo | 133 |
| Lawrence | 26 | Total | 7,516 |
| Leake | 79 | | |
| Lee | 20 | | |
| Leflore | 111 | | |



FALL 2016 ENROLLMENT BY STATES (NON-RESIDENTS)

| | | | | | |
|----------------------|------------|------------------|------------|--------------------------|--------------|
| Alabama | 121 | Kentucky | 2 | Oklahoma | 15 |
| Arizona | 9 | Louisiana | 223 | Oregon | 4 |
| Arkansas | 77 | Maryland | 24 | Pennsylvania | 3 |
| California | 62 | Massachusetts | 1 | Puerto Rico | 7 |
| Colorado | 14 | Michigan | 71 | South Carolina | 10 |
| Connecticut | 1 | Minnesota | 11 | Tennessee | 214 |
| Delaware | 2 | Missouri | 103 | Texas | 100 |
| District of Columbia | 1 | Montana | 1 | US Citizen Living | |
| Florida | 44 | Nebraska | 2 | Outside US | 1 |
| Georgia | 196 | Nevada | 7 | Utah | 1 |
| Hawaii | 3 | New Jersey | 6 | Virgin Islands of the US | 8 |
| Idaho | 2 | New Mexico | 1 | Virginia | 9 |
| Illinois | 459 | New York | 5 | Washington | 4 |
| Indiana | 44 | North Carolina | 19 | Wisconsin | 35 |
| Iowa | 4 | Ohio | 28 | | |
| Kansas | 9 | | | Total | 1,963 |

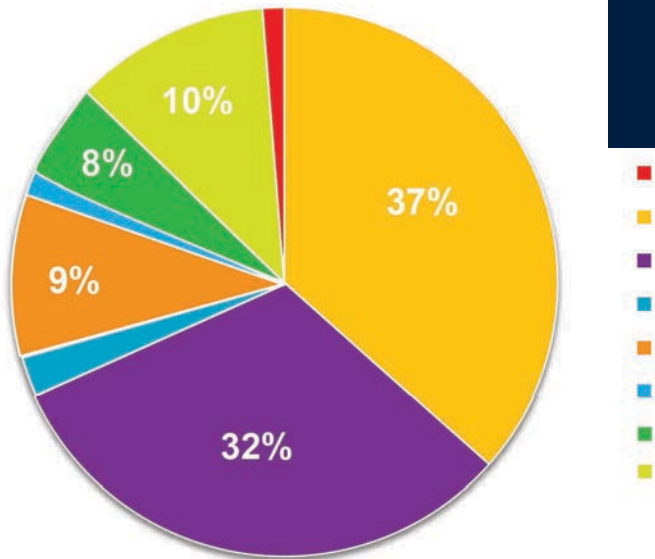
FALL 2016 ENROLLMENT BY COUNTRIES

| | | | | | | | |
|--------------------------------------|-----------|------------------------------------|-----------|--------------------------------|-----------|---------------------|------------|
| Algeria | 1 | Dominican Republic | 1 | Kenya | 1 | Sudan | 6 |
| Argentina | 1 | Ecuador | 1 | Lebanon | 2 | Taiwan | 2 |
| Armenia | 1 | Egypt | 1 | Mexico | 3 | Tanzania | 2 |
| Australia | 1 | El Salvador | 1 | Morocco | 2 | Trinidad and Tobago | 1 |
| Bahamas | 9 | Ethiopia | 42 | Namibia | 2 | Turkey | 1 |
| Bangladesh | 11 | Finland | 1 | Nepal | 2 | Uganda | 2 |
| Barbados | 3 | Gambia | 1 | Netherlands | 2 | Ukraine | 4 |
| Belize | 1 | Germany | 1 | Nicaragua | 2 | United Kingdom | 2 |
| Bermuda | 2 | Ghana | 10 | Nigeria | 37 | Venezuela | 4 |
| Brazil | 5 | Greece | 2 | Russia | 1 | Vietnam | 2 |
| Bulgaria | 1 | Grenada (Southern Grenadines) | 1 | Saint Lucia | 1 | Yemen | 4 |
| Cameroon | 14 | Guadeloupe (<i>dep., France</i>) | 1 | Saint Vincent & the Grenadines | 1 | Total | 332 |
| Canada | 11 | Haiti | 3 | Saudi Arabia | 14 | | |
| Chile | 1 | India | 25 | Senegal | 1 | | |
| Colombia | 8 | Iran | 8 | Singapore | 2 | | |
| Congo | 1 | Jamaica | 3 | South Africa | 3 | | |
| Cote d'Ivoire (<i>Ivory Coast</i>) | 1 | Jordan | 3 | | | | |



EMPLOYEE INFORMATION

EQUAL EMPLOYMENT OPPORTUNITY (EEO) CATEGORIES



FACULTY ACADEMIC RANK BY ETHNICITY AND GENDER

| Academic Rank | Male | Female | White | Black | Other | Total |
|--------------------------------------|------------|------------|------------|------------|-----------|------------|
| Full-Time | | | | | | |
| Professor | 63 | 23 | 20 | 44 | 22 | 86 |
| Associate Professor | 66 | 42 | 20 | 66 | 22 | 108 |
| Assistant Professor | 46 | 58 | 12 | 69 | 23 | 104 |
| Instructor | 28 | 48 | 9 | 59 | 8 | 76 |
| Lecturer | 0 | 1 | 0 | 1 | 0 | 1 |
| Total | 203 | 172 | 61 | 239 | 75 | 375 |
| Part-Time | | | | | | |
| Professor | 0 | 0 | 0 | 0 | 0 | 0 |
| Associate Professor | 1 | 0 | 0 | 1 | 0 | 1 |
| Assistant Professor | 0 | 2 | 1 | 1 | 0 | 2 |
| Instructor | 0 | 2 | 0 | 2 | 0 | 2 |
| Lecturer | 105 | 127 | 49 | 175 | 8 | 232 |
| Total | 106 | 131 | 50 | 179 | 8 | 237 |
| Total = Full-Time + Part-Time | 309 | 303 | 111 | 418 | 83 | 612 |

FULL-TIME FACULTY BY TENURE STATUS

Tenure Track

78

Non-Tenured

117

Tenured

180

Total

375

FACULTY BY COLLEGE/SCHOOL

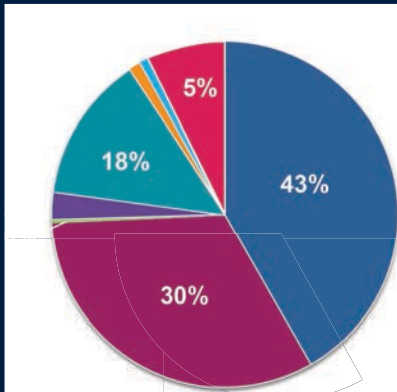
| College/School | FT | PT | Total |
|------------------------------------|------------|------------|------------|
| Business | 35 | 10 | 45 |
| Education and Human Development | 57 | 65 | 122 |
| Liberal Arts | 104 | 70 | 174 |
| Journalism & Media Studies | 4 | 7 | 11 |
| Public Health | 20 | 13 | 33 |
| Public Service | 32 | 32 | 64 |
| Science, Engineering, & Technology | 109 | 35 | 144 |
| University College | 14 | 5 | 19 |
| Total | 375 | 237 | 612 |

FINANCIAL INFORMATION

BUDGETED REVENUES, FY 2016-2017

| | | |
|-------------------------------------|-----------|-----------------------|
| Tuition & Fees | \$ | 70,538,077.00 |
| State Appropriations | \$ | 50,217,991.00 |
| Sales & Services | \$ | 500,000.00 |
| Other Revenue | \$ | 3,300,000.00 |
| Total Education and General: | \$ | 124,556,068.00 |
| Auxiliary Enterprises | \$ | 30,350,723.00 |
| Health & Recreational Services | \$ | 1,759,457.00 |
| University Stadium | \$ | 1,393,577.00 |
| Athletics | \$ | 8,456,111.00 |

| | | |
|------------------------|-----------|-----------------------|
| TOTAL REVENUES: | \$ | 166,515,936.00 |
|------------------------|-----------|-----------------------|



BUDGETED EXPENDITURES, FY 2016-2017

| | | |
|---------------------------|----|---------------|
| Instruction | \$ | 47,399,021.00 |
| Research | \$ | 1,165,035.00 |
| Public Service | \$ | 765,291.00 |
| Academic Support | \$ | 11,560,137.00 |
| Student Services | \$ | 10,685,466.00 |
| Institutional Support | \$ | 25,652,584.00 |
| Operation and Maintenance | \$ | 15,022,189.00 |

| | | |
|------------------------------------|-----------|-----------------------|
| Scholarships and Fellowships | \$ | 12,306,345.00 |
| Total Education and General | \$ | 124,556,068.00 |
| Auxiliary Enterprises | \$ | 30,350,723.00 |
| Health & Recreational Services | \$ | 1,759,457.00 |
| University Stadium | \$ | 1,393,577.00 |
| Athletics | \$ | 8,456,111.00 |

| | | |
|----------------------------|-----------|-----------------------|
| TOTAL EXPENDITURES: | \$ | 166,515,936.00 |
|----------------------------|-----------|-----------------------|

DIRECTORY

ADMINISTRATION

| | |
|--|--------------|
| Office of the President | 601.979.2323 |
| Academic Affairs | 601.979.2246 |
| Athletics | 601.979.2360 |
| Business & Finance | 601.979.1773 |
| Enrollment Management & Institutional Research | 601.979.2484 |
| General Counsel | 601.979.3950 |
| Information Technology | 601.979.4299 |
| Institutional Advancement | 601.979.2282 |
| Research & Federal Relations | 601.979.2931 |
| Mississippi e-Center Second Floor | 601.979.4299 |
| Student Life | 601.979.2241 |

COLLEGES & DIVISIONS

| | |
|-----------------------------------|--------------|
| Business | 601.979.2411 |
| Education & Human Development | 601.979.2433 |
| Graduate Studies | 601.979.2455 |
| Liberal Arts | 601.979.7036 |
| Public Health Initiative | 601.979.8806 |
| Public Service | 601.979.8836 |
| Journalism & Media Services | 601.979.2151 |
| Science, Engineering & Technology | 601.979.2153 |
| Undergraduate Studies | 601.979.2127 |

INFORMATION & ASSISTANCE

| | |
|-----------------------------|--------------|
| Community College Relations | 601.979.0924 |
| Financial Aid | 601.979.2227 |
| Honors College | 601.979.2107 |
| Housing | 601.979.2326 |
| Human Resources | 601.979.2015 |
| Institutional Research | 601.979.2484 |
| JSU Online | 601.979.0779 |
| Undergraduate Admissions | 601.979.0928 |
| Undergraduate Recruitment | 601.979.5845 |
| Undergraduate Studies | 601.979.2127 |



NOTES:

**JACKSON STATE UNIVERSITY
MINI FACT BOOK EVALUATION
FALL 2016**

We welcome any suggestions or comments that will help us enhance the MINI FACT BOOK.
Please assist us by completing the following evaluation and returning it to:

Institutional Research, Planning, and Assessment
Jackson State University
1400 J. R. Lynch Street
P. O. Box 17147
Jackson, MS 39217
(601) 979-2484

YOUR NAME: _____

ADDRESS OR LOCATION: _____

1. Describe any information you think should be added or expanded in next year's MINI FACT BOOK.

2. Give the page number and description of any information you think should be clarified or eliminated.

3. Other Comments:



2016

JACKSON STATE UNIVERSITY

MINI FACT BOOK

DEPARTMENT OF INSTITUTIONAL RESEARCH,
PLANNING, AND ASSESSMENT



Department of Institutional Research, Planning, and Assessment

P. O. Box 17147 • Jackson, MS 39217

(P) 601.979.2484 | (F) 601.979.4054

www.jsums.edu/institutionalresearch