

2015-2016

JACKSON STATE UNIVERSITY

FACT BOOK

DEPARTMENT OF INSTITUTIONAL RESEARCH,
PLANNING, AND ASSESSMENT



Fall 2015 Jackson State University Fact Book

Editors

Arnitra Hunter
Research Associate
Institutional Research, Planning, and Assessment
Post Office Box 17147
Jackson, MS 39217
(601) 979-0203

Angenette Dixon
Research Associate
Institutional Research, Planning, and Assessment
Post Office Box 17147
Jackson, MS 39217
(601) 979-5901

Lashanda Phillips
Research Assistant
Institutional Research, Planning, and Assessment
Post Office Box 17147
Jackson, MS 39217
(601) 979-2484

Contributors

Shemeka McClung
Director
Institutional Research, Planning, and Assessment
Post Office Box 17147
Jackson, MS 39217
(601) 979-2484

Satya Sreedevi Redla
Research Associate
Institutional Research, Planning, and Assessment
Post Office Box 17147
Jackson, MS 39217
(601) 979-2071

Table of Contents

ADMINISTRATION

| | |
|------------------------------------------------|---|
| Office of the President..... | 7 |
| Division of Academic and Student Affairs..... | 7 |
| Division of Business & Finance | 8 |
| Division of Information Technology | 8 |
| Division of Institutional Advancement..... | 8 |
| Division of Research & Federal Relations | 8 |
| Division of Student Affairs | 8 |

GENERAL INFORMATION

| | |
|------------------------------------|----|
| The University..... | 9 |
| Vision Statement and Mission | 11 |
| History of the University | 12 |
| JSU Presidents | 16 |
| President's Cabinet | 17 |
| Accreditations | 18 |
| Memberships | 19 |

NEW STUDENTS

| | |
|-------------------------------------------------------------------|----|
| ACT Data for First-Time Entering Freshmen: Fall 2015..... | 21 |
| Major Feeder High Schools for ACT Tested Freshmen: Fall 2015..... | 22 |
| Distribution of Enhanced ACT Scores: Fall 2015..... | 23 |
| ACT Scores of First-Time Entering Freshmen: 5-Year Trend | 24 |

ENROLLMENT

| | |
|-------------------------------------------------------------|----|
| Enrollment by Status (Full-time/Part-time: Fall 2015) | 26 |
| Enrollment Overview: 2-Year Comparison | 27 |
| Enrollment Profile: 5-Year Trend..... | 28 |
| Enrollment by Registration Type: 5-Year Trend..... | 29 |

COLLEGES/SCHOOLS

| | |
|------------------------------------------------------------|----|
| Enrollment by Colleges: 5-Year Trend (Fall 2011-Fall 2015) | |
| College of Business | 31 |
| College of Education & Human Development | 32 |
| College of Liberal Arts..... | 33 |
| College of Lifelong Learning (Trend)..... | 34 |
| College of Public Service | 35 |
| College of Science, Engineering & Technology..... | 36 |
| School of Public Health | 37 |
| Undeclared Majors (5-Year Trend) | 38 |

DEPARTMENTS

| | |
|----------------------------------|----|
| Enrollment by Department & Level | |
| Fall 2011 | 40 |
| Fall 2012 | 41 |
| Fall 2013 | 42 |
| Fall 2014 | 43 |
| Fall 2015 | 44 |

Table of Contents (Con't)

HOUSING AND RESIDENCY

| | |
|------------------------------------------------------------------------------|----|
| On-Campus Enrollment: Fall 2015 | 46 |
| Enrollment by Residency: Fall 2015 | 46 |
| Enrollment of Mississippi Students by Counties: 5-Year Trend | 47 |
| Enrollment of Students by States & District of Columbia 5-Year Trend..... | 49 |
| Enrollment of Students by Foreign Countries: 5-Year Trend | 50 |

CREDIT HOURS PRODUCTION

| | |
|----------------------------------------------------------------|----|
| Credit Hours Production by College, School, Department & Level | |
| Fall 2011 | 53 |
| Fall 2012 | 54 |
| Fall 2013 | 55 |
| Fall 2014 | 56 |
| Fall 2015 | 57 |
| College & Department: 5-Year Trends | 58 |

DEGREE PROGRAMS

| | |
|-------------------------------------------------------------------|----|
| Degrees Offered by Jackson State University | 60 |
| Degrees Conferred by Degree, Level, and Program | |
| AY 2010-11 | 62 |
| AY 2011-12 | 63 |
| AY 2012-13 | 64 |
| AY 2013-14 | 65 |
| AY 2014-15 | 66 |
| Degrees Conferred by Level: 5-Year Trend..... | 67 |
| Degrees Conferred by College: 5-Year Trend | 67 |
| Degrees Conferred by Degree, Level and Program: 5-Year Trend..... | 68 |

EMPLOYEES

| | |
|---------------------------------------------------------------------------------------|----|
| Employees by Job Category: 5-Year Trend..... | 70 |
| Employees by Ethnicity Fall 2015..... | 70 |
| Full-time Instructional Faculty By Academic Rank: 5-Year Trend | 71 |
| Full-time Instructional Faculty By Academic Tenure: 5-Year Trend | 71 |
| Full-time Instructional Faculty By College, School & Department: 5-Year Trend..... | 72 |
| Full-time Teaching Faculty by Academic Rank and Tenure: 5-Year Trend | 73 |
| Full-time Faculty by Academic Rank and Educational Level: 5-Year Trend..... | 74 |

RESOURCES

| | |
|-----------------------------------------------------------------|-----------|
| Education & General Revenues By Source: 5-Year Profile | 76 |
| Education & General Expenditures By Source: 5-Year Profile..... | 76 |
| Did You Know Facts | 77 |
| UNIVERSITY DIRECTORY..... | 79 |
| FACT BOOK EVALUATION FORM | 80 |

PREFACE

The Jackson State University Fact Book is an annual publication of the Department of Institutional Research, Planning, and Assessment. This document is an update of factual information which is designed to assist administrators, faculty, staff and other University constituents with statistical references about the institution. It assembles under one cover comparable information across a five-year period.

The data collected and reported in the Fact Book is the official data for the University. As with any statistical data, these contained in the Fact Book are a snapshot of a single point in time. Every effort has been made to include within this publication the data most often requested. We invite the users of this book to freely comment on what data they would like to have included in the future.

Your comments and suggestions will be appreciated as the Department of Institutional Research, Planning, and Assessment attempts to produce a document that meets the needs of the University community. Please direct comments to Institutional Research, Planning, and Assessment or email me at shemeka.s.mcclung@jsums.edu

Shemeka McClung, PhD
Director of Institutional Research, Planning, and Assessment
Jackson State University
P.O. Box 17147
Jackson, Mississippi 39217
601-979-2484 Telephone
601-979-4054 Fax

An aerial photograph of a city, including a large stadium and various buildings, is shown in a dark blue, semi-transparent overlay. The word "ADMINISTRATION" is printed in large, white, bold, sans-serif capital letters across the center of the image.

ADMINISTRATION

President..... Dr. Carolyn Meyers

Provost and Senior Vice President, Academic and Student Affairs Dr. Evelyn Leggette
Vice President, Enrollment Management and Institutional Research..... Dr. Nicole Evans
Interim, Chief Financial OfficerMs. Dana Brown
Vice President, Research and Federal Relations Dr. Loretta Moore
Vice President, Institutional Advancement Mr. Anthony Holloman
Vice President, Division of Information Technology Dr. Deborah Dent
Vice President, Intercollegiate Athletics..... Mr. Robert Walker
General Counsel Mr. Matthew Taylor
Internal Auditor Ms. Ella Holmes
Chief Diversity EEO Officer.....Mr. Thomas Hudson

Division of Academic and Student Affairs

Provost and Senior Vice President, Academic and Student Affairs Dr. Evelyn Leggette
Vice President, Enrollment Management and Institutional Research Dr. Nicole Evans
Associate Vice President, Academic Affairs Dr. Thomas Calhoun
Associate Vice President, Student Affairs Dr. Vivian Fuller
Associate Provost, Student Affairs Vacant
Special Assistant to the Provost for Community College Relations and JSU Global..... Dr. Priscilla Slade
Executive Director, Career Services Center Ms. Lashanda Jordan
Executive Director, JSU Online Ms. Andrea Jones-Davis
Interim Executive Director, Housing and Residence Life Dr. Vance Siggers
Director, Institutional Research, Planning, and Assessment Dr. Shemeka McClung
Director, Undergraduate Admissions..... Mrs. Janieth Adams
Director, Financial AidMs. Bettye J. Moncure
Director, Registrar and Records..... Mr. Alfred Jackson
Director, Undergraduate Recruitment..... Dr. Juanita Morris
Director, Latasha Norman Center Ms. Francis White
Director, JSU Veteran Center Vacant
Director, Upward Bound Mr. Reginald Castilla
Director, Health Center Dr. Samuel Jones
Director, COFO Project Dr. Rico Chapman
Director, Richard Wright Center..... Dr. Kathi R. Griffin
Interim Director, JSU Global (Formally International Studies)..... Ms. Shirley Harrison
Interim, Director, School of Lifelong Learning..... Dr. Carlos Wilson
Assistant Director, ADA Ms. Monica Jones
Dean, College of Business..... Dr. Ramin Maysami
Dean, College of Education and Human Development..... Dr. Daniel Watkins
Dean, College of Liberal Arts..... Dr. Mario Azevedo
Dean, College of Public Service..... Dr. Ricardo Brown
Dean, College of Science, Engineering, and Technology..... Dr. Richard Alo
Dean, School of Public Health Dr. Dorothy Browne
Dean, Division of Graduate Studies..... Dr. Dorris Gardner
Dean, Division of Undergraduate Studies..... Dr. Robert Blaine
Dean, H. T. Sampson Library.....Dr. Melissa Druckery
Associate Dean, University College Dr. Marie O’Banner-Jackson
Associate Dean, W.E.B DuBois Honors CollegeDr. Loria Brown-Gordon
Manager, Student PublicationsMs. Shannon Tatum

Division of Business and Finance

Interim Chief Financial Officer Ms. Dana Brown
Assistant Vice President, Facilities and Construction Mgmt..... Mr. Wayne Goodwin
Chief, Public Safety..... Mr. Thomas Albright
Director, Auxiliary Enterprise..... Ms. Alcinia Pugh
Executive Director, Budget and Financial Analysis..... Ms. Tammiko Harrison
Executive Director, Human Resources Mrs. Robin Pack
Director, Purchasing and Travel Vacant

Division of Information Technology

Vice President, Information Technology and Chief Information Officer..... Dr. Deborah Dent
Director, Academic IT..... Ms. Emily Bishop
Director, Computing and Communication Dr. Michael Robinson
Director, Quality Assurance and Special Projects..... Mr. Jerry Danner

Division of Institutional Advancement

Vice President, Institutional Advancement Mr. Anthony Holloman
Executive Director, Community Engagement..... Dr. Kimberly Hilliard
Executive Director, University Communications Dr. Karyn Hollingsworth
Director, Welcome Center Ms. Gwen Caples
Interim Director, Alumni Constituency Relations..... Ms. Tabatha Terrell Brooks

Division of Research and Federal Relations

Vice President, Research and Federal Relations..... Dr. Loretta Moore
Associate Vice President, Research and Administration Mrs. Tracy Stapleton
Associate Vice President, Research and Development Dr. Safiya Omari
Executive Director, Mississippi Urban Research Center..... Dr. Melvin Davis
Director, Center for University Scholars Dr. Candis Pizzetta
Director, Grants and Contracts Dr. Illiad Kelly
Director, Office of Sponsored Programs..... Ms. Sonja Robinson
Director, Metro Jackson Community Prevention Coalition..... Ms. Velesha P. Williams
Director, Research Compliance Dr. Ora Rawls
Director, Title III Program..... Dr. Frederick White

THE UNIVERSITY

Jackson State University, founded in 1877, is a historically black, higher research activity university located in Jackson, the capital city of Mississippi. Jackson State's nurturing academic environment challenges individuals to change lives through teaching, research and service.

Officially designated as Mississippi's Urban University, Jackson State continues to enhance the state, the nation, and the world through comprehensive economic development, healthcare, and technological and educational initiatives. The only public university in the Jackson metropolitan area, Jackson State's main campus is located near downtown, now with five satellite locations throughout the city.

Jackson State's downtown satellite location is housed in Jackson's 101 Capitol Centre Building, located on Capitol Street just east of the JSU main campus. This site brings together several components of JSU to form a one-of-a-kind public service center for Mississippi's capital city. Dubbed the "101 Building," JSU's downtown location houses the Department of Alumni and Constituency Relations/Annual Giving, the Institute of Government, the Department of Public Policy and Administration, the Department of Urban and Regional Planning, the Mississippi Urban Research Center, and the Mississippi Conference of Black Mayors. The downtown location opened in 2015.

Jackson State University has increased its academic offerings for adult learners desiring an education but needing alternate ways of attending the University. In order to further accommodate the fast-growing population of non-traditional students, Jackson State's satellite site in Madison, Mississippi, offers classes at times more accommodating for non-traditional students. The Madison site opened during the summer of 2013. Additionally, the Madison location fits into the University's enrollment management plan, which is to increase enrollment to 15,000 by 2021. The JSU Madison site is located at 382 Galleria Parkway, First Floor, which is visible and easily accessible from Interstate-55. Jackson State University has seen a large enrollment at its Madison site since its initial opening.

Among the many proud accomplishments of Jackson State University are:

- JSU was awarded a \$2.98 million competitive First In the World grant from the U.S. Department of Education to enhance STEM experiences for students;
- JSU named Apple Distinguished School for 2015 – 2017;
- JSU created the first School of Public Health in the State of Mississippi in Fall 2015;
- JSU School of Journalism and Media Studies launched in Fall 2015;
- Three-year enrollment growth at JSU tops universities statewide, with the College of Science, Engineering and Technology becoming the largest college;
- The College of Science, Engineering and Technology introduced two new programs: Bachelor of Science in Biotechnology and a Master of Science in Computational/Data-Enabled Science and Engineering;
- JSU Cyber-Learning earns prestigious 2015 Campus Technology Innovators Award in the Teaching and Learning category;
- JSU's College of Business received accreditation from the Network of International Business Schools;
- JSU received \$6 million from the United States Army Corps of Engineers to research cyber warfare, cyber defense, high-tech computational research and analysis;
- JSU launched "Passport to the World" to offer students study abroad opportunities;

- JSU dedicated the Circle of Humanity to showcase the university’s diversity, at the recommendation of the student body;
- JSU launched a 21st century learning center in the Charles F. Moore Building;
- JSU launched Engage, a “hands-on” active learning space;
- JSU opened Tiger Print, an on-campus print shop;
- The College of Science, Engineering and Technology broke ground for a new 24,000 square-foot two-story wing to house classrooms, laboratories and faculty offices;
- JSU Lady Tigers won the first SWAC Bowling Championship;
- JSU undergraduate accounting program ranks #19 in national review of 30 schools;
- The College of Education and Human Development launched its Freshman to Ph.D. Program for aspiring educators;
- Currently, the JSU Development Foundation has raised \$4.7 million;
- JSU received the 2016 Giving Back Award from INSIGHT Into Diversity magazine, the largest oldest diversity and inclusion publication in higher education;
- JSU was awarded over \$976,000 by the Mississippi Department of Education to run the Mathematics Advancement in Teaching through Professional Development Phase II (MAT-PD2) program for the next three years;
- JSU was ranked No. 19 out of the Top 30 affordable undergraduate accounting school programs by Accounting Degree Review;
- JSU has enhanced a partnership with the Jackson Public Schools through dedicating a *Blackburn Learning Garden*, which is really a living partnership;
- JSU hosted another successful Mississippi Region II Science and Engineering Fair;

During the 2015, fall semester, Jackson State University reached a record enrollment of 9,802 students. The University is accredited by the Commission on Colleges of the Southern Association of Colleges and Schools to award 46 bachelor’s degrees, 37 master’s degrees, 2 specialists-in-education degrees, and 13 doctoral degrees. For more information on Jackson State University, please visit www.jsums.edu.



VISION STATEMENT

Building on its historic mission of empowering diverse students to become leaders, Jackson State University will become recognized as a challenging, yet nurturing, state-of-the-art technologically-infused intellectual community. Students and faculty will engage in creative research, participate in interdisciplinary and multi-institutional/organizational collaborative learning teams and serve the global community.

UNIVERSITY MISSION STATEMENT

The University produces technologically-advanced, diverse, ethical, global leaders who think critically, address societal problems and compete effectively.

Core Values

- **Tradition** - the University believes that its role as a historically black university inspires and exemplifies positive societal change.
- **Accountability** - the University believes in the principled exercise of leadership, excellence in scholarly activities, and the sanctity of the public trust.
- **Learning** – the University believes in an experientially enhanced learning environment where teaching, research, and service are integrated and mutually reinforcing.
- **Nurturing** - the University is committed to creating a community which affirms and welcomes persons from diverse backgrounds and experiences and supports the realization of their human potential.
- **Service** - the University responds to the needs of society to the best of its ability and expect its graduates to do likewise.
- **Responsibility** – the University believes in and accepts its duty to enhance each generation's capacity to improve the human condition.



HISTORY OF THE UNIVERSITY

Jackson State University's distinguished history began in 1877 as the Natchez Seminary, a private church school set up in Natchez, Mississippi, under the auspices of the American Baptist Home Mission Society of New York. Beginning with only 20 students, the seminary educated newly freed African Americans as ministers and teachers.

In 1882, the society moved the school to Jackson, Mississippi, to the location where Millsaps College now stands. The seminary was renamed Jackson College in recognition of its new location in central Mississippi. Three years later, construction began on the site that is now the University's main campus.

After the turn of the 20th century, the institution began to broaden its course of study, and in 1924, the college awarded its first degree. By 1934, the American Baptist Home Mission Society had withdrawn its support for the college, which began efforts toward garnering state support for the institution.

In 1940, the school reorganized its curriculum as a two-year program and changed its name to the Mississippi Negro Training School. The State Institutions of Higher Learning then expanded the curriculum to a four-year teacher education program. The first graduating class under state support received Bachelor of Science degrees in Education in May 1944; two months after, the school was renamed the Jackson College for Negro Teachers.

By 1967, state support had been secured and the school was renamed Jackson State College. Through a legislative act in 1974, the College became Jackson State University (JSU). Five years later, the Institutions of Higher Learning officially designated JSU as a Mississippi's Urban University.

From 1984 to 1991, JSU raised \$11.2 million through a five-year capital campaign. The increased support helped enhance the university's scholarship program, establish a Community Development Corporation to improve blighted areas around campus, organize a staff senate, create the Center for Professional Development and the Center for Technology Transfer, and expand programs through the Division of Continuing Education and the Universities Center.

Heading into the 1990s, Jackson State became more fiscally sound and responsible by reducing its debt and improving fiscal management, increasing campus security, and launching a campus and community improvement project. Jackson State also expanded its academic programs with 15 new graduate and undergraduate programs.

During this period, the university's academic achievements were bolstered by the establishment of the School of Social Work; the formation of the School of Engineering; the opening of the School of Allied Health Sciences; the accreditation of the School of Business; and the expansion of the master's program in Public Policy and Administration to departmental 2 status, which made it the only such department in Mississippi's higher education system. The University's infrastructure also grew with a \$13.5 million expansion and renovation of the H.T. Sampson Library, which doubled its size, the completion of a \$2 million restoration of historic Ayer Hall, and the start of construction on a home for the School of Liberal Arts.

Jackson State made history in 1999 when it landed the Jackson Heart Study, the largest single-site, prospective, epidemiologic investigation of cardiovascular disease among African Americans ever undertaken. The study was initially funded through a \$12.9 million research grant and in 2005 it was extended through 2013 with an additional \$54 million.

Jackson State saw much advancement during the first 10 years of the new millennium, including a plan to combine the university's eight schools into five colleges: Business; Education and Human Development; Liberal Arts; Public Service; and Science, Engineering and Technology. The University also created a five-square-mile urban laboratory surrounding the campus called e-City, which is a technology-based economic, housing and community development initiative. Out of that initiative came the Mississippi Learning Institute, which is a partnership with city and state educational leadership that provides a reading-based, math-oriented system for pre-K through undergraduate education. In 2013, Jackson State University and the Jackson Public School District collaborated to form the first laboratory school in this area, Blackburn Laboratory Middle School. In 2015, the University established the School of Public Health Initiative and the School of Journalism and Media Studies.

Other successes in the new millennium include acquiring a \$20 million facility from Allstate Corporation for only \$3 million, which became home to the Mississippi e-Center @JSU. The facility is now a technological hub for corporate, community and academic advancement. The University also undertook \$200 million in construction, which resulted in a new College of Liberal Arts Building, College of Business Building, Walter Payton Recreation and Wellness Center, Student Center, College of Science, Engineering and Technology Building, and the retail and residential development, One University Place. The construction also brought new residence halls and apartments and the renovation of the Gibbs-Green Pedestrian Walkway. Also known as "the plaza," the decorative brick walkway provides an expanded pedestrian mall that beckons students and visitors from downtown Jackson to campus. Jackson State's connection to downtown continued to be enhanced in 2010 with the establishment of the Civil Rights corridor along John R. Lynch Street. The corridor, which is home to the historic COFO building, educates a new generation of the movement for equality.

Jackson State further expanded by opening a satellite campus location in Madison, Mississippi, and a Downtown Campus at the 101 Capitol Street Building. Additionally, the University has added new housing options for the expanding student population, including Tiger Point, Tiger Plaza and University Pointe. In the summer of 2016, the new 23,000-square-foot, two-story expansion to the College of Engineering Building will open. Today, Jackson State continues its legacy of academic excellence while it secures its future. Since 2013, Jackson State University has been recognized as one of only five Apple Distinguished Schools in the country. Launched in 2012, the university's iPad initiative, one of the largest in the nation, has provided every entering first-time freshman with a device to assist them with their studies. To prepare Jackson State University graduates to become world-class leaders, a cyber-learning ecosystem has been developed and opened, which is comprised of the 3 high-tech driven and 3-D equipped INNOVATE, CREATE and ENGAGE Centers housed in the H.T. Sampson Library.

Jackson State University is designated as a "higher research activity" institution by the Carnegie Foundation and has been named as an Institutional Partner by the Bill & Melinda Gates Foundation. This emphasis on research and scholarship is cemented by data that show JSU continues the tradition of being a top producer of African Americans with bachelor's degrees in education and by ongoing funding from government agencies, including a recent \$2.9 million "First in the World" grant from the U.S. Department of Education. Listed by Forbes Magazine as one of America's Top Colleges for 2015, cited by G.I. Jobs Magazine as a "Military-Friendly University" for the fourth consecutive year and recognized by Diverse Issues in Higher Education Magazine for the number of STEM (science, technology, engineering and math) graduates produced annually – the academic enterprise remains robust at Jackson State.

With a historic enrollment of nearly 10,000 students, Jackson State University serves students from more than 63 foreign countries and nearly all 82 counties of Mississippi, providing them with the academic opportunities to develop the knowledge and skills to succeed as global leaders who contribute to their communities and to the world at large.



UNIVERSITY'S HISTORY TIMELINE

ON A MISSION

1877: Founded in Natchez, Miss., as Natchez Seminary, operating under the auspices of the American Baptist Home Mission Society of New York. Twenty newly freed slaves enroll to become ministers and teachers.

1882: Relocates to Jackson, Miss., and is renamed Jackson College.

1885: Construction begins on the site now home to the university's main campus.

EMERGING IDENTITY

1924: First degree awarded.

1934: American Baptist Home Mission Society withdraws support, and the move toward state support begins.

1940: Renamed Mississippi Negro Training School. The State Institutions of Higher Learning expands curriculum to a four-year teacher education program.

1944: Renamed Jackson College for Negro Teachers. First graduating class under state support receives Bachelor of Science degrees in Education.

1967: Renamed Jackson State College.

1974: Renamed Jackson State University.

1979: Designated Mississippi's Urban University by the State Institutions of Higher Learning.

EXPANSION

1990s: Schools of Social Work, Engineering, Allied Health Sciences introduced; School of Business accredited; Public Policy and Administration master's program elevated to departmental status, making it the only such department in Mississippi. Infrastructure growth includes the \$13.5 million renovation of the H.T. Sampson Library, a \$2 million restoration of historic Ayer Hall and construction to house the School of Liberal Arts.

1999: Landmark Jackson Heart Study, largest investigation of cardiovascular disease among African-Americans, begins. Initially funded through a \$12.9 million research grant, it received an additional \$54 million in 2005.

THE NEW MILLENNIUM

- The University's eight schools are organized into five colleges: Business; Education and Human Development; Liberal Arts; Public Service; and Science, Engineering and Technology.
 - e-City, an economic, housing and community development initiative, created.
 - The Mississippi Learning Institute, a city-state partnership with an emphasis on math and reading, created.
 - Mississippi e-Center @ JSU, a technological hub for corporate, community and academic advancement, established; housed in a \$20 million facility acquired from Allstate Corporation for only \$3 million.
 - \$200 million in construction: College of Liberal Arts, College of Business, Walter Payton Recreation and Wellness Center, Student Center, School of Engineering; new residence halls and apartments and the renovation of the Gibbs-Green Pedestrian Walkway (connecting the campus and downtown Jackson).
- 2010:** Civil Rights corridor established along John R. Lynch Street featuring the historic Council of Federal Organizations (COFO) Education Center and the opening of the retail and residential development One University Place.

- 2012:** Launch of iPad initiative equipping freshmen with iPads to aid in learning.
- 2013:** Madison satellite campus opens.
- 2014:** Named Apple Distinguished School
- 2015:** JSU establishes the first School of Public Health in Mississippi
- 2015:** JSU 101 Building opens in downtown Jackson
- 2015:** School of Journalism and Media Studies opens

JACKSON STATE UNIVERSITY PRESIDENTS

JSU PRESIDENTS

- 1877-1894:** Dr. Charles Ayer
- 1894-1911:** Dr. Luther G. Barrett
- 1911-1927:** Dr. Zachary T. Hubert
- 1927-1940:** Dr. B. Baldwin Dansby
- 1940-1967:** Dr. Jacob L. Reddix
- 1967-1984:** Dr. John A. Peoples, Jr.
- 1984-1991:** Dr. James A. Hefner
- 1991-1992:** Dr. Herman B. Smith, Jr. (interim)
- 1992-1999:** Dr. James E. Lyons, Sr.
- 1999-2000:** Dr. Bettye Ward Fletcher (interim)
- 2000-2010:** Dr. Ronald Mason, Jr.
- 2010:** Dr. Leslie Burl McLemore (interim)
- 2011-present:** Dr. Carolyn W. Meyers



PRESIDENT'S CABINET

Dr. Evelyn Leggette
Provost and Senior Vice President, Academic and
Student Affairs

Dr. Deborah Dent
Vice President, Information
Technology and Chief Information Officer

Dr. Nicole Evans
Vice President, Enrollment Management
and Institutional Research

Dr. Loretta Moore
Vice President, Research
and Federal Relations

Mr. Robert Walker
Interim Director of Intercollegiate Athletics

Mr. Anthony Holloman
Interim Vice President, Institutional Advancement

Dr. William McHenry
Executive Director, Mississippi e-Center

Ms. Dana Brown
Interim Chief Financial Officer, Business and
Finance

Mr. Matthew Taylor
General Counsel

ACCREDITATIONS

Jackson State University is accredited by the Commission on Colleges of the Southern Association of Colleges and Schools (1866 Southern Lane, Decatur, Georgia 30033-4097; Telephone number 404-679-4501) to award the Bachelor's, Master's, Education Specialist, Doctor of Education, and Doctor of Philosophy degrees.

Accreditation Board for Engineering and Technology ABET

American Chemical Society

American Psychological Association

Association of Technology Management and Applied Engineering

Association to Advance Collegiate Schools of Business

Council on Academic Accreditation in Audiology and Speech Language Pathology (CAA)

Council on Education for Public Health

Council on Rehabilitation Education

Council on Social Work Education

Council for Accreditation of Counseling and Related Educational Programs

National Association of Schools of Art and Design

National Association of Schools of Music

National Association of Schools of Public Affairs and Administration

National Council for the Accreditation of Teacher Education (NCATE)/

Planning Accreditation Board (PAB)

The Accrediting Council on Education in Journalism and Mass Communication



MEMBERSHIPS

American Association of Colleges for Teacher Education
American Association of Collegiate Registrars and Admissions Officers
American Association of Collegiate Schools of Business
American College Health Association
American Planning Association
American Council on Education
American Schools of Construction
American Society for Engineering Education
Association of American Colleges
Association of Baccalaureate Social Worker Program Directors, Inc
Association of College Unions International
Association of Collegiate Schools of Planning
Association of Departments of English
Association of Departments of Foreign Language
Association of State Colleges and Universities
Campus Compact
Cooperative Education Association
Council of Academic Programs in Communication Sciences and Disorders
Council of Colleges of Arts and Sciences
Council of Graduate Schools
Council of Southern Graduate Schools
Council of Historically Black Graduate Schools
Group for the Advancement of Doctoral Education
Institute of International Education
Mississippi Academy of Sciences
Mississippi Association of College Student Affairs Professionals
Mississippi Association of Colleges
Mississippi Association of Colleges and Employers
Mississippi Association of Colleges for Teacher Education
Mississippi Association of Collegiate Registrars and Admissions Officers
Mississippi Council of Colleges of Arts and Sciences
Mississippi Counseling Association
National Association of College Deans, Registrars and Admissions Officers
National Association of Colleges and Employers
National Association of Deans and Directors of Schools of Social Work
National Association of Student Affairs Professionals
National Association of Veterans Programs Administrators
National Center for Public Service Internship Program
National Collegiate Honors Council
National Commission on Accrediting
National Council for Small Business Management Development
National Student Exchange
Southeastern Association of Colleges and Employers
Southern Business Administration Association
Southern College Health Association



NEW STUDENTS

**JACKSON STATE UNIVERSITY
MAJOR FEEDER HIGH SCHOOLS FOR ACT-TESTED
FIRST-TIME FRESHMEN
FALL 2015**

| HIGH SCHOOL | LOCATION | ENROLLED | |
|--------------------------------|------------------|----------|----------|
| | | NUMBER | AVG. ACT |
| Murrah High School | Jackson, MS | 51 | 20.47 |
| Jim Hill Senior High School | Jackson, MS | 38 | 18.92 |
| Robert M. Callaway High School | Jackson, MS | 33 | 17.51 |
| Provine High School | Jackson, MS | 26 | 18.53 |
| Terry High School | Terry, MS | 24 | 20.29 |
| Forest Hill High School | Jackson, MS | 23 | 19.08 |
| Canton High School | Canton, MS | 19 | 18.26 |
| Lanier High School | Jackson, MS | 19 | 19.10 |
| Wingfield High School | Jackson, MS | 18 | 17.61 |
| Greenwood Senior High School | Greenwood, MS | 17 | 19.93 |
| Clinton High School | Clinton, MS | 16 | 20.75 |
| Natchez High School | Natchez, MS | 15 | 18.60 |
| Vicksburg High School | Vicksburg, MS | 13 | 18.00 |
| Yazoo City High School | Yazoo City, MS | 12 | 17.16 |
| Humphreys County High School | Belzoni, MS | 11 | 19.36 |
| Greenville High School | Greenville, MS | 10 | 17.06 |
| Ridgeland High School | Ridgeland, MS | 10 | 19.00 |
| Clarksdale High School | Clarksdale, MS | 7 | 20.42 |
| Harrison Central High School | Gulfport, MS | 7 | 20.57 |
| Laurel High School | Laurel, MS | 7 | 17.85 |
| Meridian High School | Meridian, MS | 7 | 20.85 |
| West Tallahatchie High School | Tallahatchie, MS | 7 | 17.42 |
| Wilkinson County High School | Woodville, MS | 7 | 19.71 |
| Leflore County High | Itta Bena, MS | 6 | 17.33 |
| Magee High School | Magee, MS | 6 | 17.66 |
| Raymond High School | Raymond, MS | 6 | 21.00 |

**JACKSON STATE UNIVERSITY
ACT-DATA
FIRST-TIME ENTERING FRESHMEN
FALL 2015**

| Reference Score Values | 2015 ACT Scores | | | | |
|----------------------------------------|-----------------|----------------|---------------|-------------------|-----------|
| | English | Math | Reading | Science Reasoning | Composite |
| Twenty-fifth percentile | 16.0 | 16.0 | 17.0 | 18.0 | 17.0 |
| Median | 19.0 | 17.0 | 20.0 | 20.0 | 18.0 |
| Seventy-fifth percentile | 22.0 | 20.0 | 22.0 | 22.0 | 21.0 |
| Overall mean | 19.2 | 18.5 | 20.1 | 20.0 | 19.3 |
| Standard deviation | 4.56 | 3.35 | 4.37 | 3.3 | 3.33 |
| | | | | | |
| Average ACT Scores by High School Rank | Top Quarter | Second Quarter | Third Quarter | Bottom Quarter | |
| English | 25.5 | 20.2 | 17.1 | 14.2 | |
| Mathematics | 23.5 | 18.6 | 16.7 | 15.3 | |
| Reading | 26.1 | 20.7 | 18.3 | 15.2 | |
| Science Reasoning | 24.2 | 20.8 | 18.9 | 16.0 | |
| Composite | 24.0 | 19.6 | 17.6 | 15.8 | |

| COLLEGE FRESHMEN TRENDS | 2011 | 2012 | 2013 | 2014 | 2015 |
|-------------------------|------|------|------|-------|------|
| Average ACT Score | | | | | |
| English | 18.2 | 18.2 | 20.1 | 19.28 | 19.0 |
| Mathematics | 17.6 | 17.6 | 18.8 | 18.55 | 19.0 |
| Reading | 18.5 | 18.5 | 19.9 | 20.12 | 20.0 |
| Science Reasoning | 18.4 | 18.4 | 19.2 | 19.64 | 20.0 |
| Composite | 18.3 | 18.3 | 19.6 | 19.39 | 19.3 |
| Average High School GPA | 2.94 | 2.86 | 2.93 | 2.90 | 3.03 |

Source: ACT Class Profile Service Report

**JACKSON STATE UNIVERSITY
DISTRIBUTION OF ENHANCED ACT SCORES
FIRST-TIME FRESHMEN
FALL 2015**

| SCORES | English | Mathematics | Reading | Science Reasoning | Composite |
|---------------|----------------|--------------------|----------------|--------------------------|------------------|
| 36 | - | - | 1 | - | - |
| 35 | 4 | - | 1 | - | - |
| 34 | 3 | - | 3 | 1 | - |
| 33 | 4 | - | 4 | - | 1 |
| 32 | 4 | - | 10 | 1 | - |
| 31 | 8 | 3 | 10 | - | - |
| 30 | 12 | 1 | 15 | 3 | 4 |
| 29 | 16 | 2 | 14 | 4 | 8 |
| 28 | 17 | 8 | 24 | 8 | 8 |
| 27 | 21 | 11 | 31 | 11 | 25 |
| 26 | 28 | 31 | 26 | 30 | 31 |
| 25 | 32 | 28 | 36 | 53 | 47 |
| 24 | 53 | 42 | 51 | 53 | 30 |
| 23 | 50 | 47 | 60 | 80 | 51 |
| 22 | 52 | 54 | 58 | 93 | 89 |
| 21 | 87 | 49 | 103 | 129 | 75 |
| 20 | 115 | 64 | 134 | 161 | 102 |
| 19 | 77 | 102 | 121 | 157 | 129 |
| 18 | 95 | 116 | 112 | 130 | 204 |
| 17 | 101 | 222 | 103 | 85 | 175 |
| 16 | 116 | 231 | 89 | 70 | 175 |
| 15 | 125 | 116 | 79 | 36 | 55 |
| 14 | 71 | 21 | 29 | 20 | 15 |
| 13 | 29 | 7 | 10 | 21 | 8 |
| 12 | 20 | 1 | 1 | 5 | 1 |
| 11 | 14 | - | - | 3 | 1 |
| 10 | 4 | - | - | 2 | - |
| 9 | - | - | - | - | - |
| 8 | - | - | - | - | - |
| 7 | - | - | - | - | - |
| 6 | - | - | - | - | 1 |
| 5 | - | - | - | - | - |
| 4 | - | - | - | - | - |

Source: ACT Class Profile Service Report Average ACT Score is 19.3.

**JACKSON STATE UNIVERSITY
AMERICAN COLLEGE TEST SCORES
FIRST-TIME ENTERING FRESHMEN
5-YEAR TREND**

| SCORES | 2011 | 2012 | 2013 | 2014 | 2015 |
|------------------|-------------|-------------|-------------|-------------|-------------|
| 36 | - | - | - | 1 | - |
| 35 | - | - | 1 | - | - |
| 34 | - | - | - | - | - |
| 33 | - | - | - | 1 | 1 |
| 32 | 1 | 1 | - | 2 | - |
| 31 | 2 | - | - | 1 | - |
| 30 | 1 | 2 | 2 | - | 4 |
| 29 | 4 | 2 | 1 | 5 | 8 |
| 28 | 4 | 5 | 3 | 10 | 8 |
| 27 | 11 | 10 | 15 | 14 | 25 |
| 26 | 15 | 13 | 20 | 23 | 31 |
| 25 | 22 | 23 | 26 | 40 | 47 |
| 24 | 19 | 18 | 28 | 32 | 30 |
| 23 | 34 | 27 | 45 | 39 | 51 |
| 22 | 55 | 65 | 74 | 86 | 89 |
| 21 | 63 | 56 | 90 | 64 | 75 |
| 20 | 91 | 76 | 93 | 113 | 102 |
| 19 | 104 | 103 | 126 | 105 | 129 |
| 18 | 142 | 139 | 154 | 174 | 204 |
| 17 | 170 | 143 | 176 | 186 | 175 |
| 16 | 160 | 114 | 159 | 177 | 175 |
| 15 | 57 | 26 | 46 | 51 | 55 |
| 14 | 24 | 22 | 26 | 30 | 15 |
| 13 | 13 | 12 | 8 | 12 | 8 |
| 12 | 4 | 1 | 2 | 5 | 1 |
| 11 | 1 | 2 | 0 | - | 1 |
| 10 | - | - | - | - | - |
| 9 | - | - | - | - | - |
| 8 | - | - | - | - | - |
| 7 | - | - | - | - | - |
| 6 | - | - | - | - | 1 |
| 5 | - | - | - | - | - |
| 4 | - | - | - | - | - |
| Composite | 18.6 | 18.9 | 19.0 | 19.0 | 19.3 |

An aerial photograph of a city street grid, overlaid with a semi-transparent dark blue filter. The streets are visible as a grid pattern, with some buildings and trees scattered throughout. The overall tone is dark and professional.

ENROLLMENT

**JACKSON STATE UNIVERSITY
ENROLLMENT BY STATUS
Fall 2015**

| DEPARTMENT/SCHOOL/COLLEGE | FULL-TIME | PART-TIME | Total |
|----------------------------------------------------------------|------------------|------------------|--------------|
| Accounting | 270 | 55 | 325 |
| Business Administration | 343 | 80 | 423 |
| Economics | 15 | 1 | 16 |
| Entrepreneurship & Professional Development | 75 | 11 | 86 |
| Finance | 47 | 8 | 55 |
| Management | 132 | 15 | 147 |
| Marketing | 83 | 4 | 87 |
| TOTAL, COLLEGE OF BUSINESS | 965 | 174 | 1139 |
| Educational Leadership | 69 | 194 | 263 |
| Counseling, Rehabilitation and Psychometric Services | 54 | 67 | 121 |
| Higher Education | 42 | 39 | 81 |
| TOTAL, School of Administrative Leadership | 165 | 300 | 465 |
| Child Care and Family Education | 796 | 341 | 1137 |
| Health, Physical Education & Recreation | 292 | 95 | 387 |
| Reading | 8 | 11 | 19 |
| Social Science Education | 15 | 3 | 18 |
| Special Education | 20 | 11 | 31 |
| TOTAL, School of Instructional Leadership | 1131 | 461 | 1592 |
| Professional Interdisciplinary Studies | 247 | 140 | 387 |
| TOTAL, School of Lifelong Learning | 247 | 140 | 387 |
| TOTAL, COLLEGE OF EDUCATION & HUMAN DEVELOPMENT | 1543 | 901 | 2444 |
| English | 107 | 30 | 137 |
| Speech | 49 | 0 | 49 |
| Mass Communications | 228 | 39 | 267 |
| TOTAL, School of Communications | 384 | 69 | 453 |
| Art | 133 | 6 | 139 |
| Music Education | 46 | 8 | 54 |
| Performance | 121 | 5 | 126 |
| TOTAL, School of Fine and Performing Arts | 300 | 19 | 319 |
| Criminal Justice & Sociology | 438 | 90 | 528 |
| History and Philosophy | 63 | 31 | 94 |
| Political Science | 85 | 9 | 94 |
| Psychology | 308 | 33 | 341 |
| TOTAL, School of Social and Behavioral Sciences | 894 | 163 | 1057 |
| TOTAL, COLLEGE OF LIBERAL ARTS | 1578 | 251 | 1829 |
| Social Work | 554 | 130 | 684 |
| TOTAL, School of Social Work | 554 | 130 | 684 |
| Public Administration | 55 | 115 | 170 |
| Urban & Regional Planning | 20 | 51 | 71 |
| Urban Studies | 11 | 3 | 14 |
| TOTAL | 86 | 169 | 255 |
| TOTAL, COLLEGE OF PUBLIC SERVICE | 640 | 299 | 939 |
| Biomedical Engineering | 7 | 0 | 7 |
| Civil Engineering | 188 | 19 | 207 |
| Computer Engineering | 241 | 14 | 255 |
| Computer Science | 171 | 26 | 197 |
| Electrical Engineering | 82 | 4 | 86 |
| Engineering | 33 | 23 | 56 |
| TOTAL, School of Engineering | 722 | 86 | 808 |
| Biology | 927 | 85 | 1012 |
| Chemistry | 169 | 48 | 217 |
| Physics, Atmospheric Sciences and Geo-science | 67 | 28 | 95 |
| Hazardous Materials | 11 | 27 | 38 |
| Mathematics and Statistical Sciences | 84 | 19 | 103 |
| Technology Education | 136 | 94 | 230 |
| TOTAL, School of Science & Technology | 1394 | 301 | 1695 |
| TOTAL, COLLEGE OF SCIENCE, ENGINEERING & TECHNOLOGY | 2116 | 387 | 2503 |
| Communicative Disorders | 121 | 10 | 131 |
| Health Care Administration | 376 | 31 | 407 |
| Public Health | 93 | 123 | 216 |
| TOTAL, School of Public Health | 590 | 164 | 754 |
| UNDECIDED MAJORS | 116 | 78 | 194 |
| TOTAL, UNIVERSITY | 7548 | 2254 | 9802 |

*School of Journalism and Media Studies was established November, 2015, therefore the data will be updated in Fall, 2016

**JACKSON STATE UNIVERSITY
ENROLLMENT OVERVIEW
2-YEAR COMPARISON**

| | Fall 2014 | | Fall 2015 | |
|------------------------------------|-------------|-------------|-------------|-------------|
| UNIVERSITY TOTALS | 9508 | 100% | 9802 | 100% |
| Full-Time | 6819 | 71.72% | 7548 | 77.0% |
| Part-Time | 2689 | 28.28% | 2254 | 23.0% |
| F.T.E. | 7814 | | 8398 | |
| Total Undergraduate | 7199 | 75.72% | 7475 | 76.26% |
| Total Graduate | 2309 | 24.28% | 2327 | 23.74% |
| Freshman | 1935 | 20.35% | 2068 | 21.10% |
| Sophomore | 1320 | 13.88% | 1416 | 14.44% |
| Junior | 1641 | 17.26% | 1623 | 16.56% |
| Senior | 2303 | 24.23% | 2368 | 24.16% |
| Masters | 1478 | 15.54% | 1495 | 15.25% |
| Specialist | 101 | 1.06% | 103 | 1.05% |
| Doctorate | 697 | 7.33% | 708 | 7.22% |
| Post Baccalaureate (SPG) | 33 | 0.35% | 21 | 0.21% |
| In-State | 7790 | 81.93% | 7781 | 79.38% |
| Out-of-State | 1449 | 15.24% | 1732 | 17.67% |
| International | 269 | 2.83% | 289 | 2.95% |
| Men | 3363 | 35.37% | 3413 | 34.82% |
| Women | 6145 | 64.63% | 6389 | 65.18% |
| Black | 8566 | 90.09% | 8860 | 90.39% |
| White | 623 | 6.55% | 633 | 6.46% |
| Hispanic | 55 | 0.58% | 61 | 0.62% |
| Asian | 116 | 1.22% | 103 | 1.05% |
| American Indian | 41 | 0.44% | 32 | 0.33% |
| Native Hawaiian | 1 | 0.01% | 1 | 0.01% |
| Not Identified | 1 | 0.01% | - | - |
| Multi-Racial | 105 | 1.10% | 112 | 1.14% |
| Business | 1058 | 11.1% | 1139 | 11.62% |
| Education & Human Development | 2519 | 26.5% | 2444 | 24.93% |
| Liberal Arts | 1733 | 18.2% | 1829 | 18.66% |
| Public Service | 1540 | 16.2% | 939 | 9.58% |
| Science, Engineering, & Technology | 2308 | 24.3% | 2503 | 25.54% |
| Public Health | - | - | 754 | 7.69% |
| Undeclared Major | 350 | 3.7% | 194 | 1.98% |

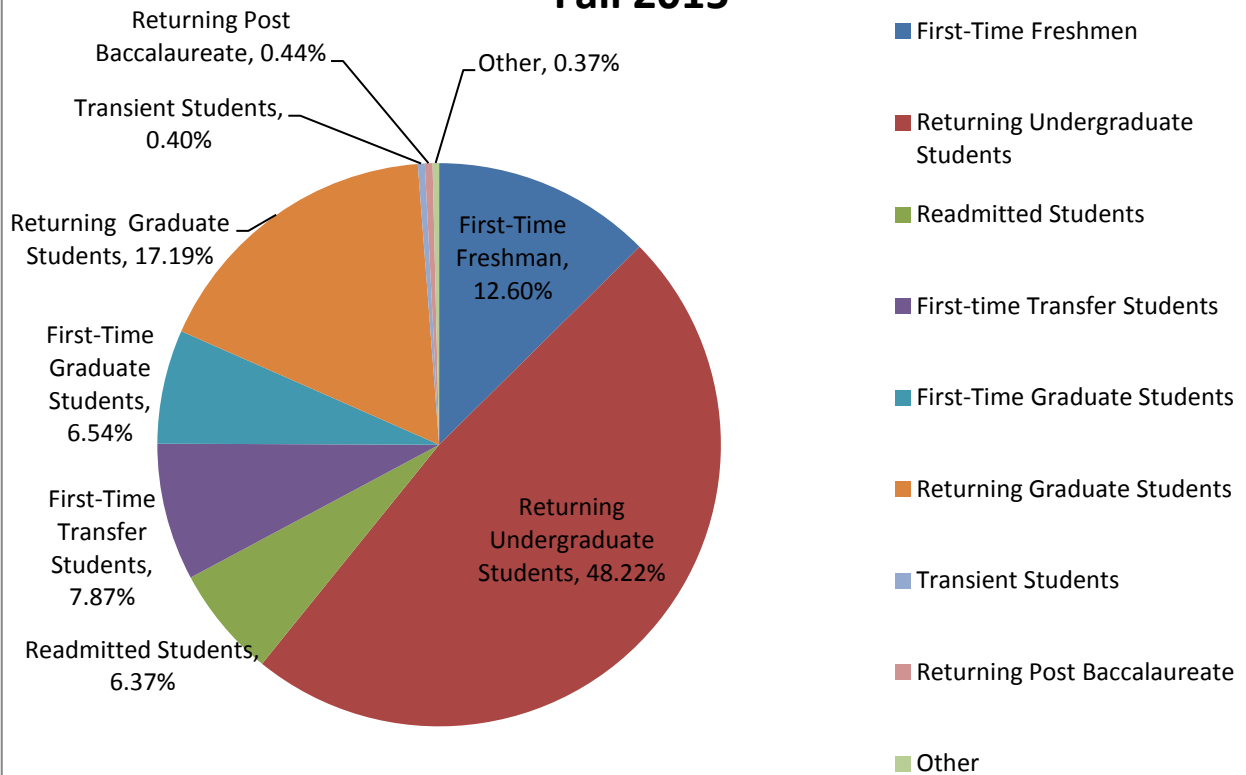
**JACKSON STATE UNIVERSITY
ENROLLMENT PROFILE
5-YEAR TREND**

| | Fall 2011 | Fall 2012 | Fall 2013 | Fall 2014 | Fall 2015 |
|------------------------------------|-------------|-------------|-------------|-------------|-------------|
| UNIVERSITY TOTALS | 8903 | 8819 | 9134 | 9508 | 9802 |
| Full-Time | 6659 | 6303 | 6665 | 6819 | 7548 |
| Part-Time | 2244 | 2516 | 2469 | 2689 | 2254 |
| F.T.E. | 7372 | 7131 | 7544 | 7815 | 8398 |
| Total Undergraduate | 6844 | 6675 | 6902 | 7199 | 7475 |
| Total Graduate | 2059 | 2144 | 2232 | 2309 | 2327 |
| Freshman | 1687 | 1538 | 1742 | 1935 | 2068 |
| Sophomore | 1286 | 1223 | 1240 | 1320 | 1416 |
| Junior | 1542 | 1556 | 1493 | 1641 | 1623 |
| Senior | 2329 | 2358 | 2427 | 2303 | 2368 |
| Masters | 1383 | 1412 | 1480 | 1478 | 1495 |
| Specialist | 125 | 130 | 107 | 101 | 103 |
| Doctorate | 483 | 538 | 602 | 697 | 708 |
| Post Baccalaureate (SPG) | 68 | 64 | 43 | 33 | 21 |
| In-State | 7543 | 7465 | 7658 | 7790 | 7781 |
| Out-of-State | 1194 | 1174 | 1258 | 1449 | 1732 |
| International | 166 | 177 | 218 | 269 | 289 |
| Unknown | - | 3 | - | - | - |
| Men | 3162 | 3120 | 3204 | 3363 | 3413 |
| Women | 5741 | 5699 | 5930 | 6145 | 6389 |
| Black | 8117 | 7970 | 8239 | 8566 | 8860 |
| White | 575 | 606 | 588 | 623 | 633 |
| Hispanic | 50 | 48 | 60 | 55 | 61 |
| Asian | 60 | 82 | 99 | 117 | 103 |
| American Indian | 16 | 29 | 36 | 41 | 32 |
| Native Hawaiian | - | 1 | 1 | 1 | 1 |
| Multi-Racial | 85 | 83 | 111 | 105 | 112 |
| Business | 1098 | 1026 | 1060 | 1058 | 1139 |
| Education & Human Development | 2014 | 2065 | 2467 | 2519 | 2444 |
| Liberal Arts | 1798 | 1708 | 1772 | 1733 | 1829 |
| Lifelong Learning | 363 | 350 | - | - | - |
| Public Service | 1218 | 1260 | 1366 | 1540 | 939 |
| Public Health | - | - | - | - | 754 |
| Science, Engineering, & Technology | 1975 | 2005 | 2108 | 2308 | 2503 |
| Undeclared Major | 437 | 405 | 361 | 350 | 194 |

**JACKSON STATE UNIVERSITY
ENROLLMENT BY REGISTRATION TYPE
5-YEAR TREND**

| | Fall 2011 | Fall 2012 | Fall 2013 | Fall 2014 | Fall 2015 |
|-----------------------------------------|-------------|-------------|-------------|-------------|-------------|
| First-Time Freshmen | 1002 | 873 | 1103 | 1196 | 1235 |
| Returning Undergraduate Students | 4697 | 4612 | 4529 | 4522 | 4727 |
| Readmitted Students | 388 | 477 | 530 | 639 | 624 |
| First-Time Transfer Students | 690 | 642 | 678 | 790 | 772 |
| First-Time Graduate Students | 483 | 568 | 628 | 645 | 641 |
| Returning Graduate Students | 1569 | 1570 | 1602 | 1660 | 1685 |
| Transient Students | 62 | 74 | 37 | 38 | 39 |
| Non-Formula Students | 5 | - | 3 | 3 | - |
| Other | 6 | 2 | 24 | 14 | 36 |
| High School Students | 1 | 1 | - | - | - |
| Returning Post Baccalaureate | - | - | - | 1 | 43 |
| TOTAL | 8903 | 8819 | 9134 | 9508 | 9802 |

**Enrollment by Registration Type
Fall 2015**





COLLEGES

**JACKSON STATE UNIVERSITY
COLLEGE OF BUSINESS
5-YEAR TREND**

| | Fall 2011 | Fall 2012 | Fall 2013 | Fall 2014 | Fall 2015 |
|-----------------------------|-------------|-------------|-------------|-------------|-------------|
| COLLEGE TOTAL | 1098 | 1026 | 1060 | 1058 | 1139 |
| Full-time | 900 | 824 | 877 | 876 | 965 |
| Part-time | 198 | 202 | 183 | 182 | 174 |
| Total Undergraduate | 996 | 898 | 946 | 938 | 1046 |
| Total Graduate | 102 | 128 | 114 | 120 | 93 |
| Freshman | 224 | 183 | 213 | 239 | 292 |
| Sophomore | 176 | 177 | 191 | 164 | 205 |
| Junior | 225 | 207 | 215 | 224 | 216 |
| Senior | 371 | 331 | 327 | 311 | 331 |
| Masters | 84 | 96 | 86 | 91 | 68 |
| Specialist | - | - | - | - | - |
| Doctorate | 18 | 32 | 28 | 29 | 25 |
| Returning Post Baccalaurete | - | - | - | - | 2 |
| Men | 520 | 476 | 480 | 500 | 542 |
| Women | 578 | 550 | 580 | 558 | 597 |
| Black | 999 | 918 | 949 | 947 | 1018 |
| White | 66 | 82 | 79 | 77 | 78 |
| Hispanic | 8 | 8 | 10 | 8 | 11 |
| Asian | 9 | 9 | 11 | 15 | 12 |
| American Indian | 2 | 2 | 2 | 2 | 4 |
| Native Hawaiian | - | - | - | - | - |
| Multi-racial | 14 | 7 | 9 | 9 | 16 |
| FULL-TIME FACULTY | | | | | |
| Professor | 9 | 9 | 8 | 3 | 9 |
| Associate Professor | 10 | 10 | 10 | 9 | 11 |
| Assistant Professor | 13 | 13 | 13 | 16 | 11 |
| Instructor | 5 | 5 | 5 | 7 | 6 |
| Lecturer | - | - | - | 1 | - |
| Other Academic Rank | - | - | - | - | - |
| Total Faculty | 37 | 37 | 36 | 36 | 37 |
| STUDENT CREDIT HOURS | | | | | |
| Intermediate | - | 33 | - | - | - |
| Lower | 2,287 | 2,181 | 2214 | 2247 | 3215 |
| Upper | 5,691 | 4,815 | 5214 | 5253 | 4758 |
| Graduate | 771 | 1,102 | 717 | 669 | 489 |
| Doctoral | - | - | 186 | 116 | 137 |
| Total | 8749 | 8131 | 8331 | 8285 | 8599 |

The Doctoral hours are added to Graduate hours for years 2011 and 2012.**

**JACKSON STATE UNIVERSITY
COLLEGE OF EDUCATION & HUMAN DEVELOPMENT
5-YEAR TREND**

| | Fall 2011 | Fall 2012 | Fall 2013 | Fall 2014 | Fall 2015 |
|-----------------------------|--------------|--------------|--------------|--------------|--------------|
| COLLEGE TOTAL | 2014 | 2065 | 2467 | 2519 | 2444 |
| Full-time | 1,129 | 1,044 | 1307 | 1303 | 1543 |
| Part-time | 885 | 1,021 | 1160 | 1216 | 901 |
| Total Undergraduate | 1,174 | 1,226 | 1603 | 1643 | 1554 |
| Total Graduate | 840 | 839 | 864 | 876 | 890 |
| Freshman | 172 | 125 | 172 | 209 | 222 |
| Sophomore | 177 | 176 | 155 | 241 | 240 |
| Junior | 312 | 361 | 311 | 415 | 397 |
| Senior | 513 | 564 | 579 | 778 | 695 |
| Masters | 552 | 535 | 543 | 525 | 522 |
| Specialist | 125 | 130 | 107 | 101 | 103 |
| Doctorate | 163 | 174 | 214 | 250 | 265 |
| Men | 529 | 493 | 602 | 614 | 585 |
| Women | 1,485 | 1,572 | 1865 | 1905 | 1859 |
| Black | 1,863 | 1,930 | 2294 | 2320 | 2269 |
| White | 96 | 97 | 108 | 132 | 122 |
| Hispanic | 46 | 4 | 14 | 10 | 11 |
| Asian | 6 | 10 | 12 | 18 | 14 |
| American Indian | - | 16 | 25 | 20 | 10 |
| Native Hawaiian | - | 1 | 1 | 1 | 1 |
| Multi-racial | 3 | 7 | 13 | 18 | 17 |
| FULL-TIME FACULTY | | | | | |
| Professor | 15 | 17 | 16 | 13 | 15 |
| Associate Professor | 18 | 17 | 17 | 20 | 18 |
| Assistant Professor | 18 | 18 | 17 | 14 | 21 |
| Instructor | 9 | 11 | 10 | 9 | 8 |
| Lecturer | - | 1 | 1 | 5 | 1 |
| Other Academic Rank | - | - | - | - | - |
| Total Faculty | 60 | 64 | 61 | 61 | 63 |
| STUDENT CREDIT HOURS | | | | | |
| Intermediate | 969 | 684 | - | - | - |
| Developmental | - | - | - | - | - |
| Lower | 7,143 | 6,576 | 5082 | 6314 | 6058 |
| Upper | 6,470 | 5,955 | 5529 | 4965 | 5138 |
| Graduate | 5,033 | 5,203 | 4012 | 3953 | 4046 |
| Doctoral | - | - | 1395 | 1574 | 1424 |
| Total | 19615 | 18418 | 16018 | 16806 | 16666 |

The Doctoral hours are added to Graduate hours for years 2011 and 2012. **
The School of Lifelong Learning is included in 2014 and 2015. **

**JACKSON STATE UNIVERSITY
COLLEGE OF LIBERAL ARTS
5-YEAR TREND**

| | Fall 2011 | Fall 2012 | Fall 2013 | Fall 2014 | Fall 2015 |
|-----------------------------|--------------|--------------|--------------|--------------|--------------|
| COLLEGE TOTAL | 1798 | 1708 | 1772 | 1733 | 1829 |
| Full-time | 1,515 | 1,423 | 1502 | 1444 | 1578 |
| Part-time | 283 | 285 | 270 | 289 | 251 |
| Total Undergraduate | 1,566 | 1,486 | 1533 | 1520 | 1621 |
| Total Graduate | 232 | 222 | 239 | 213 | 208 |
| Freshman | 406 | 350 | 392 | 418 | 500 |
| Sophomore | 315 | 308 | 320 | 299 | 316 |
| Junior | 358 | 339 | 334 | 360 | 338 |
| Senior | 487 | 489 | 487 | 443 | 467 |
| Masters | 192 | 181 | 201 | 171 | 170 |
| Specialist | - | - | - | - | - |
| Doctorate | 40 | 41 | 38 | 42 | 38 |
| Men | 756 | 719 | 734 | 727 | 774 |
| Women | 1,042 | 989 | 1038 | 1006 | 1055 |
| Black | 1,660 | 1,577 | 1643 | 1598 | 1686 |
| White | 93 | 87 | 76 | 72 | 81 |
| Hispanic | 8 | 5 | 12 | 12 | 10 |
| Asian | 10 | 10 | 9 | 7 | 9 |
| American Indian | 4 | 2 | 3 | 9 | 7 |
| Native Hawaiian | - | - | - | - | - |
| Multi-racial | 23 | 27 | 29 | 35 | 36 |
| FULL-TIME FACULTY | | | | | |
| Professor | 13 | 12 | 12 | 7 | 9 |
| Associate Professor | 24 | 25 | 25 | 23 | 30 |
| Assistant Professor | 41 | 46 | 46 | 40 | 35 |
| Instructor | 36 | 38 | 38 | 34 | 37 |
| Lecturer | 1 | 2 | 2 | 9 | - |
| Other Academic Rank | - | - | - | - | - |
| Total Faculty | 115 | 123 | 123 | 113 | 111 |
| STUDENT CREDIT HOURS | | | | | |
| Developmental | - | 497 | 108 | - | - |
| Lower | 22,660 | 19,703 | 22704 | 23116 | 22569 |
| Upper | 7,738 | 7,302 | 8198 | 7471 | 7842 |
| Graduate | 1364 | 1,523 | 1257 | 1051 | 889 |
| Doctoral | - | - | 328 | 344 | 315 |
| Total | 31849 | 29025 | 32596 | 31982 | 31615 |

The Doctoral hours are added to Graduate hours for years 2011-12. **

**JACKSON STATE UNIVERSITY
COLLEGE OF LIFELONG LEARNING**

| | Fall 2011 | Fall 2012 |
|-----------------------------|-------------|-------------|
| COLLEGE TOTAL | 363 | 350 |
| Full-time | 227 | 219 |
| Part-time | 136 | 131 |
| Total Undergraduate | 363 | 350 |
| Total Graduate | - | - |
| Freshman | 24 | 14 |
| Sophomore | 40 | 38 |
| Junior | 79 | 81 |
| Senior | 220 | 217 |
| Masters | - | - |
| Specialist | - | - |
| Doctorate | - | - |
| Men | 106 | 102 |
| Women | 257 | 248 |
| Black | 340 | 328 |
| White | 15 | 14 |
| Hispanic | 4 | 2 |
| Asian | - | - |
| American Indian | 2 | 3 |
| Native Hawaiian | - | - |
| Multi-racial | 2 | 3 |
| FULL-TIME FACULTY | | |
| Professor | - | - |
| Associate Professor | - | - |
| Assistant Professor | 3 | 3 |
| Instructor | 1 | 1 |
| Lecturer | - | - |
| Other Academic Rank | - | - |
| Total Faculty | 4 | 4 |
| STUDENT CREDIT HOURS | | |
| Intermediate | 222 | 183 |
| Lower | 2018 | 1434 |
| Upper | 1149 | 1239 |
| Graduate | - | - |
| Doctoral | - | - |
| Total | 3389 | 2856 |

The College of Lifelong Learning became the School of Lifelong Learning in Fall 2013**
The School of Lifelong Learning is calculated in the College of Education in 2013-2015**

**JACKSON STATE UNIVERSITY
COLLEGE OF PUBLIC SERVICE
5-YEAR TREND**

| | Fall 2011 | Fall 2012 | Fall 2013 | Fall 2014 | Fall 2015 |
|-----------------------------|--------------|--------------|-------------|-------------|-------------|
| COLLEGE TOTAL | 1,218 | 1,260 | 1366 | 1540 | 939 |
| Full-time | 918 | 863 | 958 | 1039 | 640 |
| Part-time | 300 | 397 | 408 | 501 | 299 |
| Total Undergraduate | 674 | 672 | 719 | 825 | 442 |
| Total Graduate | 544 | 588 | 647 | 715 | 497 |
| Freshman | 121 | 101 | 124 | 148 | 72 |
| Sophomore | 128 | 116 | 115 | 147 | 60 |
| Junior | 168 | 180 | 195 | 237 | 124 |
| Senior | 257 | 275 | 285 | 293 | 186 |
| Masters | 353 | 370 | 400 | 429 | 316 |
| Specialist | - | - | - | - | - |
| Doctorate | 191 | 218 | 247 | 286 | 181 |
| Men | 194 | 213 | 222 | 246 | 156 |
| Women | 1,024 | 1,047 | 1144 | 1294 | 783 |
| Black | 1,091 | 1,127 | 1204 | 1365 | 861 |
| White Hispanic | 109 | 104 | 123 | 135 | 62 |
| Asian | 4 | 4 | 6 | 6 | 2 |
| American | 8 | 15 | 20 | 21 | 5 |
| Indian Native | 1 | 1 | 1 | 2 | 2 |
| Hawaiian | - | - | 0 | - | - |
| Multi-racial | 5 | 5 | 12 | 11 | 7 |
| FULL-TIME FACULTY | | | | | |
| Professor | 10 | 9 | 9 | 12 | 6 |
| Associate Professor | 16 | 15 | 15 | 12 | 11 |
| Assistant Professor | 20 | 20 | 20 | 21 | 10 |
| Instructor | 2 | 2 | 2 | 3 | 7 |
| Lecturer | - | 1 | 1 | 6 | - |
| Other Academic Rank | - | - | - | - | - |
| Total Faculty | 48 | 47 | 47 | 54 | 34 |
| STUDENT CREDIT HOURS | | | | | |
| Intermediate | - | - | - | - | - |
| Lower | 1,269 | 1,109 | 996 | 1479 | 1269 |
| Upper | 2,622 | 3,122 | 3739 | 3732 | 1989 |
| Graduate | 4,321 | 4,206 | 3562 | 3559 | 2899 |
| Doctoral | - | - | 1199 | 1206 | 761 |
| Total | 8212 | 8437 | 9496 | 9976 | 6918 |

For Fall 2015, The calculations in this table show a decrease amount due to the establishment of the School of Public Health Initiative (see page 37) The Doctoral hours are added to Graduate hours for years 2011 and 2012.**

JACKSON STATE UNIVERSITY
COLLEGE OF SCIENCE, ENGINEERING AND TECHNOLOGY
5-YEAR TREND

| | Fall 2011 | Fall 2012 | Fall 2013 | Fall 2014 | Fall 2015 |
|-----------------------------|--------------|--------------|--------------|--------------|--------------|
| COLLEGE TOTAL | 1,975 | 2,005 | 2108 | 2308 | 2503 |
| Full-time | 1,677 | 1,678 | 1768 | 1906 | 2116 |
| Part-time | 295 | 327 | 340 | 402 | 387 |
| Total Undergraduate | 1,703 | 1,703 | 1783 | 1968 | 2142 |
| Total Graduate | 272 | 302 | 325 | 340 | 361 |
| Freshman | 503 | 546 | 618 | 713 | 776 |
| Sophomore | 395 | 357 | 383 | 421 | 458 |
| Junior | 360 | 354 | 310 | 375 | 418 |
| Senior | 445 | 446 | 472 | 459 | 490 |
| Masters | 201 | 229 | 250 | 262 | 273 |
| Specialist | - | - | - | - | - |
| Doctorate | 71 | 73 | 75 | 78 | 88 |
| SPG | - | - | - | - | - |
| Men | 907 | 927 | 991 | 1100 | 1178 |
| Women | 1,068 | 1,078 | 1117 | 1208 | 1325 |
| Black | 1,773 | 1,781 | 1843 | 2038 | 2209 |
| White | 131 | 152 | 158 | 168 | 189 |
| Hispanic | 15 | 14 | 16 | 17 | 23 |
| Asian | 20 | 29 | 43 | 49 | 48 |
| American Indian | 6 | 5 | 4 | 8 | 8 |
| Native Hawaiian | - | - | - | - | - |
| Multi-racial | 30 | 24 | 44 | 28 | 26 |
| FULL-TIME FACULTY | | | | | |
| Professor | 34 | 35 | 41 | 23 | 39 |
| Associate Professor | 39 | 38 | 37 | 28 | 36 |
| Assistant Professor | 29 | 28 | 24 | 49 | 26 |
| Instructor | 12 | 13 | 12 | 5 | 6 |
| Lecturer | 1 | - | 5 | 5 | - |
| Other Academic Rank | - | - | - | - | - |
| Total Faculty | 115 | 114 | 119 | 110 | 107 |
| STUDENT CREDIT HOURS | | | | | |
| Intermediate | 936 | 723 | - | - | - |
| Lower | 14,439 | 13,835 | 14288 | 14725 | 16752 |
| Upper | 4,144 | 4,785 | 4755 | 4608 | 4752 |
| Graduate | 2,010 | 2,098 | 1615 | 1887 | 1738 |
| Doctoral | - | - | 719 | 724 | 403 |
| Total | 21530 | 21441 | 21377 | 21944 | 23645 |

The Doctoral hours are added to Graduate hours for years 2011 and 2012. **

**JACKSON STATE UNIVERSITY
SCHOOL OF PUBLIC HEALTH
5-YEAR TREND**

| | Fall 2011 | Fall 2012 | Fall 2013 | Fall 2014 | Fall 2015 |
|-----------------------------|-----------|-----------|-----------|-----------|-------------|
| COLLEGE TOTAL | - | - | - | - | 754 |
| Full-time | - | - | - | - | 590 |
| Part-time | - | - | - | - | 164 |
| Total Undergraduate | - | - | - | - | 497 |
| Total Graduate | - | - | - | - | 257 |
| Freshman | - | - | - | - | 98 |
| Sophomore | - | - | - | - | 104 |
| Junior | - | - | - | - | 116 |
| Senior | - | - | - | - | 179 |
| Masters | - | - | - | - | 146 |
| Specialist | - | - | - | - | - |
| Doctorate | - | - | - | - | 111 |
| Men | - | - | - | - | 91 |
| Women | - | - | - | - | 663 |
| Black | - | - | - | - | 659 |
| White | - | - | - | - | 72 |
| Hispanic | - | - | - | - | 3 |
| Asian | - | - | - | - | 10 |
| American Indian | - | - | - | - | 1 |
| Native Hawaiian | - | - | - | - | - |
| Multi-racial | - | - | - | - | 9 |
| FULL-TIME FACULTY | | | | | |
| Professor | - | - | - | - | 8 |
| Associate Professor | - | - | - | - | 4 |
| Assistant Professor | - | - | - | - | 7 |
| Instructor | - | - | - | - | 1 |
| Lecturer | - | - | - | - | - |
| Other Academic Rank | - | - | - | - | 1 |
| Total Faculty | - | - | - | - | 21 |
| STUDENT CREDIT HOURS | | | | | |
| Intermediate | - | - | - | - | - |
| Lower | - | - | - | - | 153 |
| Upper | - | - | - | - | 2455 |
| Graduate | - | - | - | - | 1152 |
| Doctoral | - | - | - | - | 359 |
| Total | - | - | - | - | 4119 |

School of Public Health Initiative was established at the beginning of Fall 2015.

**JACKSON STATE UNIVERSITY
UNDECLARED MAJORS
5-YEAR TREND**

| | Fall 2011 | Fall 2012 | Fall 2013 | Fall 2014 | Fall 2015 |
|-----------------------------|------------|------------|------------|------------|------------|
| COLLEGE TOTAL | 437 | 405 | 361 | 350 | 194 |
| Full-time | 293 | 252 | 253 | 251 | 116 |
| Part-time | 144 | 153 | 108 | 99 | 78 |
| Total Undergraduate | 368 | 340 | 318 | 305 | 173 |
| Total Graduate | 69 | 65 | 43 | 45 | 21 |
| Freshman | 237 | 219 | 204 | 208 | 108 |
| Sophomore | 54 | 51 | 49 | 48 | 33 |
| Junior | 40 | 34 | 36 | 30 | 14 |
| Senior | 3 | 36 | 29 | 19 | 18 |
| Masters | 1 | 1 | - | - | - |
| Specialist | - | - | - | - | - |
| Doctorate | - | - | - | 13 | - |
| Post Baccalaureate (SPG) | 68 | 64 | 43 | 32 | 21 |
| Men | 187 | 190 | 175 | 176 | 87 |
| Women | 250 | 215 | 186 | 174 | 107 |
| Black | 351 | 309 | 306 | 298 | 158 |
| White Hispanic | 65 | 70 | 44 | 39 | 29 |
| Asian | 5 | 11 | 2 | 2 | 1 |
| American Indian | 7 | 9 | 4 | 7 | 5 |
| Native Hawaiian | 1 | - | 1 | - | - |
| Multi-racial | - | - | - | - | - |
| | 8 | 6 | 4 | 4 | 1 |
| STUDENT CREDIT HOURS | | | | | |
| Intermediate | | | | | |
| Lower | - | - | - | - | - |
| Upper | - | - | - | - | - |
| Graduate | - | - | - | - | - |
| Doctoral | - | - | - | - | - |
| Other Academic Rank | - | - | - | - | - |
| Total | - | - | - | - | - |



DEPARTMENTS

JACKSON STATE UNIVERSITY
ENROLLMENT BY DEPARTMENT AND LEVEL
Fall 2011

| DEPARTMENT/SCHOOL/COLLEGE | UNDERGRADUATE | GRADUATE | TOTAL |
|----------------------------------------------------------------|---------------|-------------|--------------|
| Accounting | 300 | 41 | 341 |
| Economics, Finance & General Business | 413 | 61 | 474 |
| Entrepreneurship & Professional Development | 76 | - | 76 |
| Management & Marketing | 207 | - | 207 |
| TOTAL, COLLEGE OF BUSINESS | 996 | 102 | 1,098 |
| Educational Foundations & Leadership | - | 91 | 91 |
| Educational Technology | 1 | - | 1 |
| Higher Education | - | 58 | 58 |
| School, Community & Rehabilitation Counseling | - | 116 | 116 |
| TOTAL, School of Administrative Leadership | 1 | 265 | 266 |
| Education | - | 116 | 116 |
| Elementary & Early Childhood Education | 795 | 321 | 1116 |
| Health, Physical Education & Recreation | 288 | 89 | 377 |
| Social & Cultural | 37 | - | 37 |
| Special Education | 53 | 49 | 102 |
| TOTAL, School of Instructional Leadership | 1,173 | 575 | 1,748 |
| TOTAL, COLLEGE OF EDUCATION & HUMAN DEVELOPMENT | 1,174 | 840 | 2,014 |
| English & Modern Foreign Languages | 129 | 35 | 164 |
| Mass Communications | 215 | 36 | 251 |
| Speech Communications | 55 | - | 55 |
| TOTAL, School of Communications | 399 | 71 | 470 |
| Art | 111 | - | 111 |
| Music | 141 | 13 | 154 |
| TOTAL, School of Fine and Performing Arts | 252 | 13 | 265 |
| Criminal Justice & Sociology | 472 | 57 | 529 |
| History and Philosophy | 61 | 26 | 87 |
| Political Science | 129 | 25 | 154 |
| Psychology | 253 | 40 | 293 |
| TOTAL, School of Social and Behavioral Sciences | 915 | 148 | 1,063 |
| TOTAL, COLLEGE OF LIBERAL ARTS | 1,566 | 232 | 1,798 |
| Professional Interdisciplinary Studies | 363 | - | 363 |
| TOTAL, COLLEGE OF LIFELONG LEARNING | 363 | - | 363 |
| Public Policy & Administration | - | 107 | 107 |
| Urban & Regional Planning | - | 68 | 68 |
| Urban Studies | 13 | - | 13 |
| TOTAL, School of Policy & Planning | 13 | 175 | 188 |
| Communicative Disorders | 79 | 36 | 115 |
| Health Policy & Management | 232 | 179 | 411 |
| TOTAL, School of Health Sciences | 311 | 215 | 526 |
| Social Work | 350 | 154 | 504 |
| TOTAL, School of Social Work | 350 | 154 | 504 |
| TOTAL, COLLEGE OF PUBLIC SERVICE | 674 | 544 | 1,218 |
| Civil Engineering | 141 | - | 141 |
| Computer Engineering | 250 | - | 250 |
| Computer Science | 125 | 31 | 156 |
| Graduate Engineering Program | - | 23 | 23 |
| Telecommunications Engineering | 7 | - | 7 |
| TOTAL, School of Engineering | 523 | 54 | 577 |
| Biology | 819 | 60 | 879 |
| Chemistry | 142 | 54 | 196 |
| Mathematics | 77 | 6 | 83 |
| Physics, Atmospheric Sciences & General Sciences | 65 | 7 | 72 |
| Technology | 77 | 91 | 168 |
| TOTAL, School of Science & Technology | 1,180 | 218 | 1,398 |
| TOTAL, COLLEGE OF SCIENCE, ENGINEERING & TECHNOLOGY | 1,703 | 272 | 1,975 |
| UNDECIDED MAJORS | 368 | 69 | 437 |
| TOTAL, UNIVERSITY | 6844 | 2059 | 8903 |

JACKSON STATE UNIVERSITY
ENROLLMENT BY DEPARTMENT AND LEVEL
Fall 2012

| DEPARTMENT/SCHOOL/COLLEGE | UNDERGRADUATE | GRADUATE | TOTAL |
|----------------------------------------------------------------|---------------|-------------|--------------|
| Accounting | 262 | 40 | 302 |
| Economics, Finance & General Business | 369 | 88 | 457 |
| Entrepreneurship & Professional Development | 75 | - | 75 |
| Management & Marketing | 192 | - | 192 |
| TOTAL, COLLEGE OF BUSINESS | 898 | 128 | 1,026 |
| Educational Foundations & Leadership | - | 65 | 65 |
| Educational Technology | 1 | - | 1 |
| Higher Education | - | 78 | 78 |
| School, Community & Rehabilitation Counseling | - | 120 | 120 |
| TOTAL, School of Administrative Leadership | 1 | 263 | 264 |
| Education | - | 123 | 123 |
| Elementary & Early Childhood Education | 890 | 323 | 1,213 |
| Health, Physical Education & Recreation | 258 | 95 | 353 |
| Social & Cultural | 36 | - | 36 |
| Special Education | 41 | 35 | 76 |
| TOTAL, School of Instructional Leadership | 1,225 | 576 | 1,801 |
| TOTAL, COLLEGE OF EDUCATION & HUMAN DEVELOPMENT | 1,226 | 839 | 2,065 |
| English & Modern Foreign Languages | 113 | 34 | 147 |
| Mass Communications | 213 | 38 | 251 |
| Speech Communication | 41 | - | 41 |
| TOTAL, School of Communications | 367 | 72 | 439 |
| Art | 109 | - | 109 |
| Music | 146 | 11 | 157 |
| TOTAL, School of Fine and Performing Arts | 255 | 11 | 266 |
| Criminal Justice & Sociology | 458 | 58 | 516 |
| History and Philosophy | 58 | 22 | 80 |
| Political Science | 114 | 18 | 132 |
| Psychology | 234 | 41 | 275 |
| TOTAL, School of Social and Behavioral Sciences | 864 | 139 | 1,003 |
| TOTAL, COLLEGE OF LIBERAL ARTS | 1,486 | 222 | 1,708 |
| Professional Interdisciplinary Studies | 350 | - | 350 |
| TOTAL, COLLEGE OF LIFELONG LEARNING | 350 | - | 350 |
| Public Policy & Administration | - | 104 | 104 |
| Urban & Regional Planning | - | 71 | 71 |
| Urban Studies | 13 | - | 13 |
| TOTAL, School of Policy & Planning | 13 | 175 | 188 |
| Communicative Disorders | 77 | 35 | 112 |
| Health Policy & Management | 215 | 198 | 413 |
| TOTAL, School of Health Sciences | 292 | 233 | 525 |
| Social Work | 367 | 180 | 547 |
| TOTAL, School of Social Work | 367 | 180 | 547 |
| TOTAL, COLLEGE OF PUBLIC SERVICE | 672 | 588 | 1,260 |
| Civil Engineering | 161 | - | 161 |
| Computer Engineering | 244 | - | 244 |
| Computer Science | 147 | 31 | 178 |
| Electrical Engineering | 5 | - | 5 |
| Graduate Engineering Program | - | 26 | 26 |
| Telecommunication Engineering | 7 | - | 7 |
| TOTAL, School of Engineering | 564 | 57 | 621 |
| Biology | 783 | 90 | 873 |
| Chemistry | 137 | 54 | 191 |
| Mathematics | 65 | 13 | 78 |
| Physics, Atmospheric Sciences & General Sciences | 62 | - | 62 |
| Technology | 92 | 88 | 180 |
| TOTAL, School of Science & Technology | 1,139 | 245 | 1,384 |
| TOTAL, COLLEGE OF SCIENCE, ENGINEERING & TECHNOLOGY | 1,703 | 302 | 2,005 |
| UNDECIDED MAJORS | 340 | 65 | 405 |
| TOTAL, UNIVERSITY | 6675 | 2144 | 8819 |

JACKSON STATE UNIVERSITY
ENROLLMENT BY DEPARTMENT AND LEVEL
Fall 2013

| DEPARTMENT/SCHOOL/COLLEGE | UNDERGRADUATE | GRADUATE | TOTAL |
|----------------------------------------------------------------|----------------------|-----------------|--------------|
| Accounting | 279 | 34 | 313 |
| Business Administration | 322 | 80 | 402 |
| Economics | 24 | - | 24 |
| Entrepreneurship & Professional Development | 79 | - | 79 |
| Finance | 48 | - | 48 |
| Management | 124 | - | 124 |
| Marketing | 70 | - | 70 |
| TOTAL, COLLEGE OF BUSINESS | 946 | 114 | 1,060 |
| Education | - | 214 | 214 |
| Guidance and Counseling | - | 67 | 67 |
| Higher Education | - | 76 | 76 |
| Educational Technology (deleted) | 1 | - | - |
| Rehabilitation Counseling | - | 57 | 57 |
| TOTAL, School of Administrative Leadership | 1 | 414 | 415 |
| Child Care and Family Education | 878 | 317 | 1195 |
| Health, Physical Education & Recreation | 260 | 99 | 359 |
| Reading | - | 15 | 15 |
| Social Science Education | 41 | - | 41 |
| Special Education | 37 | 19 | 56 |
| TOTAL, School of Instructional Leadership | 1,216 | 450 | 1,666 |
| Professional Interdisciplinary Studies | 386 | - | 386 |
| TOTAL, School of Lifelong Learning | 386 | - | 386 |
| TOTAL, COLLEGE OF EDUCATION & HUMAN DEVELOPMENT | 1,603 | 864 | 2,467 |
| English | 112 | 36 | 148 |
| Mass Communications | 217 | 37 | 254 |
| Speech Communications | 46 | - | 46 |
| TOTAL, School of Communications | 375 | 73 | 448 |
| Art | 122 | - | 122 |
| Music Education | 133 | 16 | 149 |
| TOTAL, School of Fine and Performing Arts | 255 | 16 | 271 |
| Criminal Justice | 475 | 76 | 551 |
| History | 63 | 23 | 86 |
| Political Science | 103 | 13 | 116 |
| Psychology | 262 | 38 | 300 |
| TOTAL, School of Social and Behavioral Sciences | 903 | 150 | 1,053 |
| TOTAL, COLLEGE OF LIBERAL ARTS | 1,533 | 239 | 1,772 |
| Communicative Disorders | 86 | 37 | 123 |
| Health Care Administration | 250 | - | 250 |
| Public Health | - | 216 | 216 |
| TOTAL, School of Health Sciences | 336 | 253 | 589 |
| Social Work | 373 | 199 | 572 |
| TOTAL, School of Social Work | 373 | 199 | 572 |
| Public Administration | - | 129 | 129 |
| Urban & Regional Planning | - | 66 | 66 |
| Urban Studies | 10 | - | 10 |
| TOTAL | 10 | 195 | 205 |
| TOTAL, COLLEGE OF PUBLIC SERVICE | 719 | 647 | 1,366 |
| Civil Engineering | 176 | - | 176 |
| Computer Engineering | 248 | - | 248 |
| Computer Science | 132 | 37 | 169 |
| Electrical Engineering | 36 | - | 36 |
| Engineering | - | 39 | 39 |
| Telecommunications Engineering | 2 | - | 2 |
| TOTAL, School of Engineering | 594 | 76 | 670 |
| Biology | 819 | 13 | 832 |
| Chemistry | 128 | 58 | 186 |
| Technology Education | 103 | 129 | 232 |
| Mathematics | 77 | 3 | 80 |
| Physics, Atmospheric Sciences and Gen. Sciences | 62 | 38 | 100 |
| Science and Mathematics Teaching | - | 8 | 8 |
| TOTAL, School of Science & Technology | 1,189 | 249 | 1,438 |
| TOTAL, COLLEGE OF SCIENCE, ENGINEERING & TECHNOLOGY | 1,783 | 325 | 2,108 |
| UNDECIDED MAJORS | 318 | 43 | 361 |
| TOTAL, UNIVERSITY | 6902 | 2232 | 9134 |

JACKSON STATE UNIVERSITY
ENROLLMENT BY DEPARTMENT AND LEVEL
FALL 2014

| DEPARTMENT/SCHOOL/COLLEGE | UNDERGRADUATE | GRADUATE | TOTAL |
|----------------------------------------------------------------|----------------------|-----------------|--------------|
| Accounting | 273 | 35 | 308 |
| Economics, Finance and General Business | 405 | 85 | 490 |
| Entrepreneurship and Professional Development | 63 | - | 63 |
| Management and Marketing | 197 | - | 197 |
| TOTAL, COLLEGE OF BUSINESS | 938 | 120 | 1058 |
| Educational Foundations & Leadership | - | 237 | 237 |
| Educational Technology | - | - | - |
| Higher Education | - | 82 | 82 |
| Community & Rehabilitation Counseling | - | 135 | 135 |
| TOTAL, School of Administrative Leadership | - | 454 | 454 |
| Elementary and Early Childhood Education | 891 | 317 | 1208 |
| Health, Physical Education and Recreation | 263 | 93 | 356 |
| Social and Cultural Studies | 29 | - | 29 |
| Special Education | 31 | 12 | 43 |
| TOTAL, School of Instructional Leadership | 1214 | 422 | 1636 |
| Professional Interdisciplinary Studies | 429 | - | 429 |
| TOTAL, School of Lifelong Learning | 429 | - | 429 |
| TOTAL, COLLEGE OF EDUCATION & HUMAN DEVELOPMENT | 1643 | 876 | 2519 |
| English and Modern Foreign Languages | 99 | 37 | 136 |
| Mass Communications | 216 | 32 | 248 |
| Speech Communications | 57 | - | 57 |
| TOTAL, School of Communications | 372 | 69 | 441 |
| Art | 142 | - | 142 |
| Music | 137 | 15 | 152 |
| TOTAL, School of Fine and Performing Arts | 279 | 15 | 294 |
| History and Philosophy | 61 | 24 | 85 |
| Political Science | 99 | 9 | 108 |
| Psychology | 249 | 42 | 291 |
| Sociology & Criminal Justice | 460 | 54 | 514 |
| TOTAL, School of Social and Behavioral Sciences | 869 | 129 | 998 |
| TOTAL, COLLEGE OF LIBERAL ARTS | 1520 | 213 | 1733 |
| Public Policy & Administration | - | 164 | 164 |
| Urban & Regional Planning | - | 71 | 71 |
| Urban Studies | 11 | - | 11 |
| TOTAL | 11 | 235 | 246 |
| Communicative Disorders | 80 | 40 | 120 |
| Health Policy & Management | - | 216 | 216 |
| Health Care Administration | 333 | - | 333 |
| TOTAL, School of Health Sciences | 413 | 256 | 669 |
| Social Work | 401 | 224 | 625 |
| TOTAL, School of Social Work | 401 | 224 | 625 |
| TOTAL, COLLEGE OF PUBLIC SERVICE | 825 | 715 | 1540 |
| Civil Engineering | 189 | - | 189 |
| Computer Engineering | 231 | - | 231 |
| Computer Science | 140 | 33 | 173 |
| Electrical Engineering | 63 | - | 63 |
| Engineering | - | 46 | 46 |
| Telecommunications Engineering | 1 | - | 1 |
| TOTAL, School of Engineering | 624 | 79 | 703 |
| Biology | 926 | 48 | 974 |
| Chemistry | 144 | 62 | 206 |
| Mathematics | 84 | 16 | 100 |
| Physics, Atmospheric Sciences & Gen-science | 55 | 5 | 60 |
| Technology | 135 | 130 | 265 |
| TOTAL, School of Science & Technology | 1344 | 261 | 1605 |
| TOTAL, COLLEGE OF SCIENCE, ENGINEERING & TECHNOLOGY | 1968 | 340 | 2308 |
| UNDECIDED MAJORS | 305 | 45 | 350 |
| TOTAL, UNIVERSITY | 7199 | 2309 | 9508 |

**JACKSON STATE UNIVERSITY
ENROLLMENT BY DEPARTMENT AND LEVEL
FALL 2015**

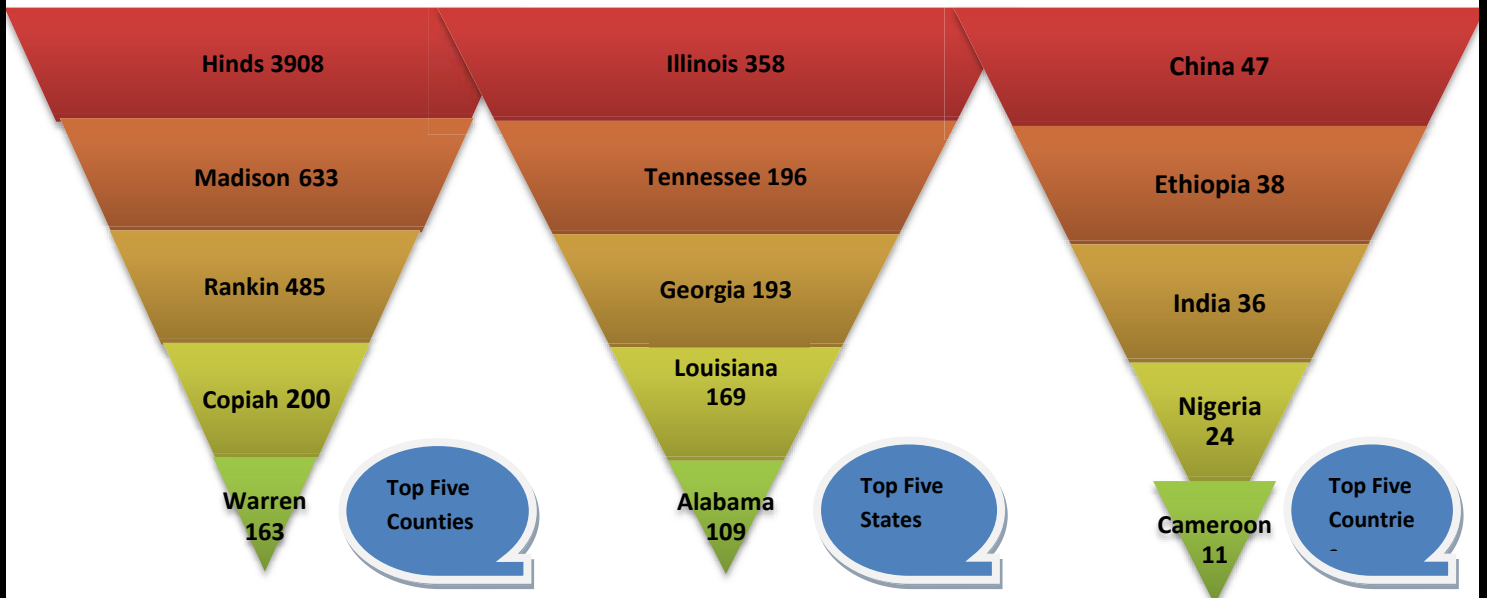
| DEPARTMENT / SCHOOL / COLLEGE | UNDERGRADUATE | GRADUATE | TOTAL |
|----------------------------------------------------------------|----------------------|-----------------|--------------|
| Accounting | 296 | 29 | 325 |
| Economics, Finance and General Business | 430 | 64 | 494 |
| Entrepreneurship and Small Business | 86 | - | 86 |
| Management and Marketing | 234 | - | 234 |
| TOTAL, COLLEGE OF BUSINESS | 1046 | 93 | 1139 |
| Educational Leadership | - | 263 | 263 |
| School, Community & Rehabilitation Counseling | - | 121 | 121 |
| Urban Higher Education | - | 81 | 81 |
| TOTAL, School of Administrative Leadership | - | 465 | 465 |
| Elementary and Early Childhood Education | 848 | 308 | 1156 |
| Health, Physical Education and Recreation | 276 | 111 | 387 |
| Social and Cultural Studies | 18 | - | 18 |
| Special Education | 25 | 6 | 31 |
| TOTAL, School of Instructional Leadership | 1167 | 425 | 1592 |
| Professional Interdisciplinary Studies | 387 | - | 387 |
| School of Lifelong Learning | 387 | - | 387 |
| TOTAL, COLLEGE OF EDUCATION & HUMAN DEVELOPMENT | 1554 | 890 | 2444 |
| English and Modern Foreign Languages | 112 | 25 | 137 |
| Mass Communications | 233 | 34 | 267 |
| Speech Communications | 49 | - | 49 |
| TOTAL, School of Communications | 394 | 59 | 453 |
| Art | 139 | - | 139 |
| Music | 163 | 17 | 180 |
| TOTAL, School of Fine and Performing Arts | 302 | 17 | 319 |
| Criminal Justice and Sociology | 469 | 59 | 528 |
| History and Philosophy | 64 | 30 | 94 |
| Political Science | 89 | 5 | 94 |
| Psychology | 303 | 38 | 341 |
| TOTAL, School of Social and Behavioral Sciences | 925 | 132 | 1057 |
| TOTAL, COLLEGE OF LIBERAL ARTS | 1621 | 208 | 1829 |
| Social Work | 428 | 256 | 684 |
| TOTAL, School of Social Work | 428 | 256 | 684 |
| Public Policy & Administration | - | 170 | 170 |
| Urban & Regional Planning | 14 | 71 | 85 |
| TOTAL | 14 | 241 | 255 |
| TOTAL, COLLEGE OF PUBLIC SERVICE | 442 | 497 | 939 |
| Civil Engineering and Environmental Engineering | 207 | - | 207 |
| Computer Science | 167 | 30 | 197 |
| Electrical & Computer Engineering | 339 | 65 | 404 |
| TOTAL, School of Engineering | 713 | 95 | 808 |
| Biology | 992 | 51 | 1043 |
| Chemistry and Biochemistry | 157 | 60 | 217 |
| Mathematics and Statistics | 86 | 17 | 103 |
| Physics, Atmospheric Sciences & Geo-Sciences | 64 | - | 64 |
| Industrial Systems and Technology | 130 | 138 | 268 |
| TOTAL, School of Science & Technology | 1429 | 266 | 1695 |
| TOTAL, COLLEGE OF SCIENCE, ENGINEERING & TECHNOLOGY | 2142 | 361 | 2503 |
| Communicative Disorders | 90 | 41 | 131 |
| Healthcare Administration | 407 | - | 407 |
| Health & Policy and Management | - | 216 | 216 |
| TOTAL, SCHOOL OF PUBLIC HEALTH | 497 | 257 | 754 |
| Non-Degree Majors | 53 | 21 | 74 |
| Undecided Majors | 120 | - | 120 |
| TOTAL, UNIVERSITY | 7475 | 2327 | 9802 |



HOUSING & RESIDENCY

| JACKSON STATE UNIVERSITY ENROLLMENT OF ON-CAMPUS STUDENTS Fall 2015 | | |
|---------------------------------------------------------------------------|--------------------------|---------------------|
| FEMALE DORMITORIES | Designed Capacity | Housed |
| Campbell South | 222 | 218 |
| McAllister/Whiteside | 490 | 457 |
| Transitional Hall | 448 | 447 |
| Tiger Pointe | 130 | 123 |
| TOTAL | 1290 | 1245 |
| University Pointe (male and female) | 530 | 509 |
| TOTAL | 530 | 509 |
| MALE DORMITORIES | Designed Capacity | Housed |
| Alexander West Hall | 268 | 272 |
| Campbell North | 206 | 205 |
| John W. Dixon | 303 | 303 |
| Tiger Plaza | 252 | 270 |
| TOTAL | 1029 | 1050 |
| GRAND TOTAL | 2849 | 2804 |
| | Total Enrollment | Total Housed |
| | 9802 | 2804 |

**JACKSON STATE UNIVERSITY ENROLLMENT BY RESIDENCY
Fall 2015**



JACKSON STATE UNIVERSITY
ENROLLMENT OF MISSISSIPPI STUDENTS BY COUNTIES
5-YEAR TREND

| COUNTY | Fall 2011 | Fall 2012 | Fall 2013 | Fall 2014 | Fall 2015 |
|-----------------|-----------|-----------|-----------|-----------|-----------|
| Adams | 39 | 45 | 58 | 73 | 77 |
| Alcorn | 4 | 7 | 5 | 5 | 5 |
| Amite | 14 | 13 | 10 | 12 | 9 |
| Attala | 44 | 54 | 57 | 54 | 42 |
| Benton | 4 | 5 | 2 | 3 | 4 |
| Bolivar | 56 | 70 | 66 | 69 | 81 |
| Calhoun | 8 | 7 | 7 | 5 | 6 |
| Carroll | 6 | 6 | 3 | 9 | 12 |
| Chickasaw | 6 | 7 | 8 | 11 | 10 |
| Choctaw | 5 | 7 | 7 | 6 | 9 |
| Claiborne | 39 | 37 | 35 | 44 | 40 |
| Clarke | 8 | 5 | 6 | 8 | 9 |
| Clay | 16 | 17 | 15 | 23 | 22 |
| Coahoma | 42 | 43 | 48 | 70 | 70 |
| Copiah | 167 | 189 | 186 | 198 | 200 |
| Covington | 27 | 30 | 23 | 22 | 17 |
| Desoto | 53 | 61 | 55 | 56 | 68 |
| Forrest | 48 | 46 | 45 | 41 | 40 |
| Franklin | 11 | 14 | 13 | 12 | 11 |
| George | 1 | - | 2 | 2 | 2 |
| Greene | 2 | - | - | - | - |
| Grenada | 30 | 32 | 25 | 21 | 15 |
| Hancock | 1 | 4 | 1 | 3 | 3 |
| Harrison | 36 | 43 | 47 | 41 | 58 |
| Hinds | 4004 | 3,934 | 3995 | 4002 | 3908 |
| Holmes | 147 | 162 | 161 | 143 | 142 |
| Humphreys | 32 | 44 | 50 | 39 | 46 |
| Issaquena | 1 | 1 | 1 | 0 | 2 |
| Itawamba | 2 | 4 | 4 | 6 | 7 |
| Jackson | 86 | 56 | 58 | 60 | 61 |
| Jasper | 32 | 34 | 34 | 29 | 37 |
| Jefferson | 20 | 30 | 25 | 32 | 43 |
| Jefferson Davis | 32 | 26 | 34 | 41 | 39 |
| Jones | 20 | 28 | 18 | 22 | 27 |
| Kemper | 9 | 13 | 16 | 11 | 5 |
| Lafayette | 6 | 12 | 11 | 10 | 10 |
| Lamar | 12 | 4 | 7 | 7 | 7 |
| Lauderdale | 53 | 53 | 55 | 61 | 64 |
| Lawrence | 19 | 27 | 32 | 25 | 26 |
| Leake | 60 | 70 | 77 | 93 | 85 |
| Lee | 17 | 24 | 23 | 18 | 21 |
| Leflore | 83 | 84 | 94 | 100 | 110 |
| Lincoln | 50 | 58 | 56 | 64 | 69 |
| Lowndes | 12 | 22 | 20 | 21 | 24 |

JACKSON STATE UNIVERSITY
ENROLLMENT OF MISSISSIPPI STUDENTS BY COUNTIES (continued)
5-YEAR TREND

| COUNTY | Fall 2011 | Fall 2012 | Fall 2013 | Fall 2014 | Fall 2015 |
|--------------|-------------|-------------|-------------|-------------|-------------|
| Madison | 685 | 579 | 639 | 652 | 633 |
| Marion | 21 | 19 | 26 | 23 | 23 |
| Marshall | 13 | 13 | 12 | 13 | 16 |
| Monroe | 4 | 6 | 13 | 6 | 6 |
| Montgomery | 10 | 10 | 12 | 9 | 10 |
| Neshoba | 12 | 33 | 34 | 33 | 21 |
| Newton | 26 | 24 | 29 | 28 | 28 |
| Noxubee | 17 | 21 | 15 | 15 | 13 |
| Oktibbeha | 12 | 16 | 20 | 15 | 18 |
| Panola | 20 | 21 | 20 | 26 | 32 |
| Pearl River | 5 | 9 | 7 | 6 | 3 |
| Perry | 5 | 1 | 1 | 2 | 1 |
| Pike | 84 | 80 | 97 | 95 | 102 |
| Pontotoc | 4 | 6 | 3 | 3 | 3 |
| Prentiss | 1 | 1 | 1 | 1 | 1 |
| Quitman | 23 | 14 | 15 | 15 | 15 |
| Rankin | 473 | 461 | 474 | 487 | 485 |
| Scott | 82 | 72 | 71 | 71 | 74 |
| Sharkey | 14 | 13 | 19 | 18 | 22 |
| Simpson | 75 | 72 | 78 | 93 | 97 |
| Smith | 11 | 9 | 6 | 9 | 6 |
| Stone | 8 | 17 | 12 | 10 | 9 |
| Sunflower | 36 | 42 | 36 | 48 | 41 |
| Tallahatchie | 22 | 17 | 16 | 16 | 27 |
| Tishomingo | 1 | - | - | - | - |
| Tate | 4 | 2 | 5 | 7 | 7 |
| Tippah | 1 | - | 2 | 2 | 1 |
| Tunica | 21 | 22 | 28 | 28 | 26 |
| Union | 1 | 2 | 3 | 3 | 2 |
| Walthall | 23 | 16 | 14 | 10 | 17 |
| Warren | 175 | 154 | 162 | 143 | 163 |
| Washington | 96 | 105 | 121 | 140 | 142 |
| Wayne | 12 | 5 | 9 | 10 | 12 |
| Webster | 2 | 2 | 2 | 2 | 1 |
| Wilkinson | 25 | 25 | 16 | 21 | 20 |
| Winston | 18 | 24 | 22 | 17 | 14 |
| Yalobusha | 6 | 9 | 6 | 10 | 9 |
| Yazoo | 131 | 118 | 115 | 131 | 138 |
| Unknown | - | - | 2 | - | - |
| TOTAL | 7543 | 7465 | 7658 | 7790 | 7781 |

JACKSON STATE UNIVERSITY
ENROLLMENT OF STUDENTS BY STATES AND THE DISTRICT OF COLUMBIA
5-YEAR TREND

| STATE | Fall 2011 | Fall 2012 | Fall 2013 | Fall 2014 | Fall 2015 |
|------------------------|-------------|--------------|-------------|-------------|-------------|
| Alabama | 70 | 75 | 88 | 92 | 109 |
| Alaska | - | - | - | - | - |
| Arizona | 11 | 14 | 12 | 11 | 10 |
| Arkansas | 39 | 29 | 29 | 40 | 67 |
| California | 38 | 34 | 43 | 53 | 65 |
| Colorado | 3 | 2 | 6 | 8 | 13 |
| Connecticut | 1 | 3 | 1 | 2 | - |
| Delaware | - | - | - | 1 | 1 |
| District of Columbia | - | 1 | 1 | 3 | 3 |
| Florida | 46 | 42 | 41 | 54 | 51 |
| Georgia | 127 | 128 | 145 | 153 | 193 |
| Hawaii | - | - | 1 | 1 | 3 |
| Idaho | - | - | - | - | 1 |
| Illinois | 244 | 224 | 243 | 278 | 358 |
| Indiana | 25 | 18 | 24 | 29 | 50 |
| Iowa | 2 | 3 | 1 | 1 | 5 |
| Kansas | 5 | 2 | 3 | 6 | 10 |
| Kentucky | 8 | 5 | 1 | 6 | 5 |
| Louisiana | 115 | 133 | 141 | 164 | 169 |
| Maryland | 9 | 7 | 12 | 17 | 22 |
| Massachusetts | 1 | - | - | 1 | 1 |
| Michigan | 79 | 63 | 61 | 61 | 72 |
| Minnesota | 10 | 12 | 11 | 5 | 5 |
| Mississippi | 7543 | 7,465 | 7658 | 7790 | 7781 |
| Missouri | 44 | 39 | 41 | 58 | 77 |
| Nebraska | - | - | - | 2 | 2 |
| Nevada | 4 | 4 | 4 | 8 | 6 |
| New Jersey | 3 | 4 | 10 | 12 | 9 |
| New Mexico | - | - | 2 | 5 | - |
| New York | 4 | 4 | 5 | - | 7 |
| North Carolina | 4 | 10 | 7 | 11 | 16 |
| North Dakota | - | - | - | - | - |
| Ohio | 29 | 17 | 16 | 21 | 22 |
| Oklahoma | 9 | 9 | 10 | 16 | 15 |
| Oregon | 2 | 3 | 3 | 3 | 2 |
| Pennsylvania | 1 | 6 | 4 | 3 | 2 |
| Puerto Rico | - | - | - | 5 | 6 |
| South Carolina | 4 | 4 | 10 | 10 | 9 |
| Tennessee | 136 | 149 | 153 | 170 | 196 |
| Texas | 86 | 94 | 96 | 93 | 99 |
| Citizen Outside the US | - | - | - | - | 1 |
| Utah | - | 1 | - | - | - |
| Virginia | 6 | 6 | 4 | 7 | 10 |
| Virgin Islands of US | - | - | 2 | 3 | 8 |
| Washington | 2 | - | 1 | 1 | 3 |
| Wisconsin | 28 | 24 | 24 | 34 | 29 |
| Unknown | - | - | - | - | - |
| TOTAL | 1194 | 1174 | 1258 | 1449 | 1732 |

*The State of Mississippi is not calculated in the total.

JACKSON STATE UNIVERSITY
ENROLLMENT OF STUDENTS BY FOREIGN COUNTRIES
5-YEAR TREND

| COUNTRY | Fall 2011 | Fall 2012 | Fall 2013 | Fall 2014 | Fall 2015 |
|---------------------|-----------|-----------|-----------|-----------|-----------|
| Algeria | 2 | 2 | 1 | 2 | 2 |
| Angola | - | 1 | - | - | - |
| Argentina | - | - | - | 1 | 1 |
| Armenia | - | - | - | - | 1 |
| Aruba | 1 | 1 | - | 1 | - |
| Australia | 1 | 2 | 1 | 3 | 3 |
| Austria | - | - | - | - | - |
| Bahamas | 5 | 4 | 6 | 7 | 9 |
| Bahrain | - | - | - | - | - |
| Bangladesh | 7 | 11 | 10 | 9 | 6 |
| Barbados | 5 | 4 | 4 | 2 | 4 |
| Belize | - | - | 1 | 1 | - |
| Botswana | - | - | - | - | - |
| Brazil | - | 2 | 7 | - | 3 |
| Cambodia | 1 | - | - | - | - |
| Cameroon | 4 | 4 | 5 | 5 | 11 |
| Canada | 1 | 2 | 5 | 10 | 9 |
| Chile | 1 | 1 | 1 | - | - |
| China | 45 | 42 | 28 | 41 | 47 |
| Colombia | - | 2 | 4 | 5 | 7 |
| Congo | - | - | - | 1 | 1 |
| Costa Rica | - | - | - | - | - |
| Cote d'Ivoire | - | - | - | - | 1 |
| Cuba | - | - | - | - | - |
| Czech Republic | - | - | - | - | - |
| Democratic Republic | - | - | - | 1 | - |
| Dominican Republic | 1 | 1 | 1 | 1 | 1 |
| Ecuador | 1 | 1 | 1 | 2 | 1 |
| El Salvador | 1 | - | - | 1 | 2 |
| Egypt | 2 | 1 | 1 | - | 1 |
| Ethiopia | 8 | 12 | 31 | 40 | 38 |
| France | - | - | - | - | - |
| Gambia | 1 | - | 1 | 2 | 1 |
| Germany | 1 | - | 1 | 1 | 1 |
| Ghana | 3 | 2 | 1 | - | 4 |
| Guadeloupe | - | - | - | - | 1 |
| Greece | - | - | - | 1 | 1 |
| Grenada | - | - | - | 1 | - |
| Guam | - | - | - | - | - |
| Guinea | 1 | - | - | - | - |
| Guyana | - | - | - | - | - |
| Haiti | 1 | 1 | 2 | 1 | 3 |
| Herd & McDonald | - | - | 1 | - | - |
| India | 22 | 18 | 25 | 34 | 36 |
| Iran | 3 | 7 | 7 | 9 | 8 |
| Israel | 1 | - | 1 | - | - |
| Italy | - | - | - | 1 | - |
| Jamaica | 2 | 2 | 1 | 1 | 1 |
| Japan | 1 | 2 | - | - | - |
| Jordan | - | 1 | 3 | 3 | 3 |
| Kenya | 5 | 4 | 6 | 2 | 2 |
| Kyrgyzstan | 4 | - | - | - | - |
| Laos | - | - | - | - | - |

JACKSON STATE UNIVERSITY
ENROLLMENT OF STUDENTS BY FOREIGN COUNTRIES (continued)
5-YEAR TREND

| | | | | | |
|----------------------------|------------|------------|------------|------------|------------|
| Liberia | - | - | - | 1 | - |
| Malaysia | 1 | 1 | 1 | - | - |
| Mexico | 1 | - | 1 | - | 2 |
| Mongolia | - | - | - | - | - |
| Morocco | - | 1 | - | 1 | 2 |
| Namibia (Africa) | 1 | - | - | - | 1 |
| Nepal | 1 | 1 | 2 | 3 | 3 |
| Netherlands | - | - | 1 | 1 | 2 |
| Nicaragua | - | 1 | 1 | 1 | 1 |
| Nigeria | 5 | 10 | 18 | 22 | 24 |
| Oman | - | - | - | - | - |
| Pakistan | - | 1 | 1 | - | - |
| Philippines | - | - | - | - | 1 |
| Portugal | - | - | - | - | 1 |
| Peru | - | - | - | 1 | - |
| Puerto Rico | 4 | - | 2 | - | - |
| Rhode Island | - | - | - | - | - |
| Russia | - | - | - | 1 | 1 |
| Rwanda | - | 1 | 2 | 1 | 1 |
| Saudi Arabia | 2 | 3 | 6 | 6 | 5 |
| Senegal | 1 | 1 | 1 | - | 1 |
| Serbia & Montenegro | - | - | - | 1 | 1 |
| Singapore | - | - | - | 1 | 2 |
| Somalia | - | - | 1 | - | - |
| South Africa | 3 | 3 | 3 | 1 | 1 |
| Spain | - | - | - | 2 | 2 |
| St. Lucia | 1 | 1 | 1 | 1 | 1 |
| Saint Vincent & Grenadines | - | - | 1 | 1 | 2 |
| Sudan | - | 1 | 2 | 3 | 3 |
| Sweden | - | 1 | 1 | - | 1 |
| Syria | 1 | 1 | - | - | - |
| Taiwan | - | 1 | 1 | 1 | 1 |
| Tajikistan | 1 | - | - | - | - |
| Tanzania | 3 | 2 | 2 | 2 | 3 |
| Thailand | - | - | - | 2 | 1 |
| Tongo | - | - | - | 1 | 1 |
| Trinidad and Tobago | 1 | 1 | 1 | 1 | 2 |
| Tunisia | 1 | 1 | 2 | 2 | 1 |
| Turkey | - | 1 | 1 | 2 | 2 |
| Turkmenistan | 1 | 1 | 1 | 1 | - |
| Uganda | - | - | - | - | 1 |
| Ukraine | 1 | 1 | 3 | 5 | 5 |
| United Arab Emirates | - | 1 | - | 1 | - |
| United Kingdom | 2 | 2 | 2 | 2 | - |
| Venezuela | 2 | 2 | 2 | 3 | 2 |
| Vietnam | - | - | - | - | 1 |
| Virgin Islands of the US | - | - | 2 | - | - |
| Yugoslavia | - | 1 | 1 | - | - |
| Yemen | 1 | 1 | - | 2 | 2 |
| Zambia | - | 2 | 3 | 1 | - |
| Zaire | - | - | - | - | - |
| Zimbabwe | 1 | - | - | - | - |
| Unknown | - | - | 2 | 6 | - |
| Total | 166 | 177 | 218 | 269 | 289 |

CREDIT HOUR PRODUCTION

**JACKSON STATE UNIVERSITY
CREDIT HOURS PRODUCTION BY COLLEGE
DEPARTMENT AND LEVEL
FALL 2011**

| DEPARTMENT/SCHOOL/COLLEGE | Intermediate | Lower | Upper | Graduate | TOTAL |
|----------------------------------------------------------------|--------------|--------------|--------------|---------------|----------------|
| Accounting | - | 651 | 1251 | 285 | 2187 |
| Economics, Finance & General Business | - | 1272 | 1197 | 63 | 2532 |
| Entrepreneurship & Professional Development | - | 364 | 576 | - | 940 |
| Management & Marketing | - | - | 2667 | 423 | 3090 |
| TOTAL, COLLEGE OF BUSINESS | 0 | 2287 | 5691 | 771 | 8749 |
| Educational Foundations & Leadership | - | 265 | 294 | 1602 | 2161 |
| Educational Technology | - | 33 | 609 | - | 642 |
| Higher Education | - | - | - | 427 | 427 |
| School, Community & Rehabilitation Counseling | - | 191 | 423 | 1078 | 1692 |
| TOTAL, School of Administrative Leadership | - | 489 | 1326 | 3107 | 4922 |
| Elementary & Early Childhood Education | 747 | 1512 | 1029 | 987 | 4275 |
| Health, Physical Education & Recreation | - | 1849 | 1778 | 537 | 4164 |
| Social & Cultural | - | 1275 | 645 | 3 | 1923 |
| Special Education | - | - | 543 | 399 | 9428 |
| TOTAL, School of Instructional Leadership | 747 | 4636 | 3995 | 1926 | 11304 |
| TOTAL, COLLEGE OF EDUCATION & HUMAN DEVELOPMENT | 747 | 5125 | 5321 | 5033 | 16226 |
| English & Modern Foreign Languages | 630 | 7805 | 915 | 253 | 9603 |
| Mass Communications | - | 361 | 822 | 172 | 1355 |
| Speech Communications | - | 1529 | 327 | - | 1856 |
| TOTAL, School of Communications | 630 | 9695 | 2064 | 425 | 12814 |
| Art | - | 1401 | 408 | - | 1809 |
| Music | 51 | 2834 | 418 | 73 | 3376 |
| TOTAL, School of Fine and Performing Arts | 51 | 4235 | 826 | 73 | 5185 |
| Criminal Justice & Sociology | - | 1324 | 2088 | 227 | 3639 |
| History and Philosophy | - | 4217 | 1401 | 206 | 5824 |
| Military Science | - | - | - | - | - |
| Political Science | - | 762 | 636 | 76 | 1474 |
| Psychology | - | 1833 | 723 | 357 | 2913 |
| TOTAL, School of Social and Behavioral Sciences | - | 8136 | 4848 | 866 | 13850 |
| TOTAL, COLLEGE OF LIBERAL ARTS | 681 | 22066 | 7738 | 1364 | 31849 |
| Professional Interdisciplinary Studies | 222 | 2018 | 1149 | - | 3389 |
| TOTAL, COLLEGE OF LIFELONG LEARNING | 222 | 2018 | 1149 | - | 3389 |
| Public Policy & Administration | - | - | 3 | 674 | 677 |
| Urban & Regional Planning | - | - | 53 | 468 | 521 |
| Urban Studies | - | 18 | - | - | 18 |
| TOTAL, School of Policy & Planning | - | 18 | 56 | 1142 | 1216 |
| Communicative Disorders | - | 186 | 429 | 376 | 991 |
| Health Policy & Management | - | - | 1017 | 1447 | 2464 |
| TOTAL, School of Health Sciences | - | 186 | 1446 | 1823 | 3455 |
| Social Work | - | 1065 | 1120 | 1356 | 3541 |
| TOTAL, School of Social Work | - | 1065 | 1120 | 1356 | 3541 |
| TOTAL, COLLEGE OF PUBLIC SERVICE | - | 1269 | 2622 | 4321 | 8212 |
| General Engineering | - | - | - | - | - |
| Civil Engineering | - | 342 | 385 | 110 | 837 |
| Computer Engineering | - | 319 | 439 | 103 | 861 |
| Computer Science | - | 1717 | 381 | 102 | 2200 |
| Telecommunication Engineering | - | - | - | - | - |
| Engineering Program | - | - | - | - | - |
| TOTAL, School of Engineering | - | 2378 | 1205 | 315 | 3898 |
| Aerospace Studies | - | - | - | - | - |
| Biology | - | 3770 | 1021 | 416.5 | 5207.5 |
| Chemistry | - | 1840 | 453.5 | 531 | 2824.5 |
| Mathematics | 936 | 4216 | 651 | 180 | 5983 |
| Physics, Atmospheric Sciences & Geo Sciences | - | 1951 | 364.5 | 27 | 2342.5 |
| Technology | - | 284 | 449 | 541 | 1274 |
| TOTAL, School of Science & Technology | 936 | 12061 | 2939 | 1695.5 | 17631.5 |
| TOTAL, COLLEGE OF SCIENCE, ENGINEERING & TECHNOLOGY | 936 | 14439 | 4144 | 2010.5 | 21529.5 |
| University College | - | - | - | - | - |
| TOTAL, UNIVERSITY | 2586 | 47204 | 26665 | 13499 | 89955 |

**JACKSON STATE UNIVERSITY
CREDIT HOURS PRODUCTION BY COLLEGE
DEPARTMENT AND LEVEL
FALL 2012**

| DEPARTMENT/SCHOOL/COLLEGE | Intermediate | Lower | Up | Graduate | TOTAL |
|----------------------------------------------------------------|--------------|--------------|--------------|--------------|--------------|
| Accounting | 33 | 684 | 10 | 240 | 1959 |
| Economics, Finance & General Business | - | 1182 | 10 | 264 | 2517 |
| Entrepreneurship & Professional Development | - | 315 | - | - | 1212 |
| Management & Marketing | - | - | 18 | 598 | 2443 |
| TOTAL, COLLEGE OF BUSINESS | 33 | 2181 | 48 | 1102 | 8131 |
| Educational Leadership | - | 536 | 324 | 1499 | 2359 |
| Educational Technology | - | - | 486 | - | 486 |
| Urban Higher Education | - | - | - | 444 | 444 |
| School, Community & Rehabilitation Counseling | - | 66 | 294 | 1056 | 1416 |
| TOTAL, School of Administrative Leadership | | 602 | 11 | 2999 | 4705 |
| Elementary & Early Childhood Education | 501 | 1503 | 741 | - | 4022 |
| Health, Physical Education & Recreation | - | 1951 | - | 651 | 4186 |
| Social & Cultural Studies | - | 1086 | 621 | - | 1716 |
| Special Education | - | - | 666 | 267 | 933 |
| TOTAL, School of Instructional Leadership | 501 | 4540 | 36 | 2204 | 10857 |
| Professional Interdisciplinary Studies | 183 | 1434 | 12 | - | 2856 |
| TOTAL, School of Lifelong Learning | 183 | 1434 | 12 | 0 | 2856 |
| TOTAL, COLLEGE OF EDUCATION & HUMAN DEVELOPMENT | 684 | 6576 | 59 | 5203 | 18418 |
| English & Modern Foreign Languages | 453 | 7876 | 738 | 304 | 9371 |
| Mass Communications | - | 222 | 630 | 180 | 1032 |
| Speech Communications | - | 1551 | 336 | - | 1887 |
| TOTAL, School of Communications | 453 | 9649 | | 484 | 12290 |
| Art | - | 1161 | 495 | - | 1656 |
| Music | 44 | 2140 | 401 | 66 | 2651 |
| TOTAL, School of Fine and Performing Arts | 44 | 3301 | 896 | 66 | 4307 |
| Criminal Justice & Sociology | - | 1037 | - | 302 | 3208 |
| History and Philosophy | - | 3694 | - | 167 | 5274 |
| Political Science | - | 780 | 816 | 97 | 1693 |
| Psychology | - | 1242 | 604 | 407 | 2253 |
| TOTAL, School of Social and Behavioral Sciences | 0 | 6753 | 47 | 973 | 12428 |
| TOTAL, COLLEGE OF LIBERAL ARTS | 497 | 19703 | 73 | 1523 | 29025 |
| Public Policy & Administration | - | - | - | 580 | 580 |
| Urban & Regional Planning | - | - | 33 | 368 | 401 |
| Urban Studies | - | 27 | - | - | 27 |
| TOTAL, School of Policy & Planning | | 27 | 33 | 948 | 1008 |
| Communicative Disorders | - | 140 | - | 363 | 881 |
| Health Policy & Management | - | - | - | 1425 | 2515 |
| TOTAL, School of Public Health | | 140 | 14 | 1788 | 3396 |
| Social Work | - | 942 | - | 1470 | 4033 |
| TOTAL, School of Social Work | | 942 | 16 | 1470 | 4033 |
| TOTAL, COLLEGE OF PUBLIC SERVICE | | 1109 | 3 | 4206 | 8437 |
| Engineering | - | - | - | - | 0 |
| Civil Engineering | - | 324 | 403 | 118 | 845 |
| Computer Engineering | - | 350 | 718 | 90 | 1158 |
| Computer Science | - | 1914 | 309 | 178 | 2401 |
| Telecommunication Engineering | - | - | - | - | 0 |
| Graduate Engineering Program | - | - | - | - | 0 |
| TOTAL, School of Engineering | | 2588 | 14 | 386 | 4404 |
| Biology | - | 3362 | - | 298 | 4741 |
| Chemistry | - | 1619 | 385 | 553 | 2557 |
| Mathematics | 723 | 3797 | 846 | 180 | 5546 |
| Physics, Atmospheric Sciences & General Sciences | - | 2263 | 415 | 54 | 2732 |
| Technology | - | 206 | 628 | 627 | 1461 |
| TOTAL, School of Science & Technology | 723 | 11247 | 33 | 1712 | 17037 |
| TOTAL, COLLEGE OF SCIENCE, ENGINEERING & TECHNOLOGY | 723 | 13835 | 47 | 2098 | 21441 |
| University College | - | 195 | - | - | 195 |
| Aerospace Studies | - | - | - | - | 0 |
| Military Science | - | - | - | - | 0 |
| TOTAL, OTHERS | 0 | 195 | 0 | 0 | 195 |
| TOTAL, UNIVERSITY | 1937 | 43599 | 25979 | 14132 | 85647 |

JACKSON STATE UNIVERSITY
CREDIT HOURS PRODUCTION BY COLLEGE
DEPARTMENT AND LEVEL
Fall 2013

| Department/School/College | Developmental | Lower | Upper | Graduate | Doctoral | Total |
|----------------------------------------------------------------|---------------|----------------|---------------|--------------|--------------|----------------|
| Accounting | - | 678 | 975 | 189 | 39 | 1881 |
| Economics, Finance & General Business | - | 1239 | 1161 | 147 | 48 | 2595 |
| Entrepreneurship & Professional Development | - | 297 | 624 | - | - | 921 |
| Management & Marketing | - | - | 2454 | 381 | 99 | 2934 |
| TOTAL, College of Business | 0 | 2214 | 5214 | 717 | 186 | 8331 |
| Educational Foundations & Leadership | - | - | 90 | 1057 | 705 | 1852 |
| Educational Technology | - | - | 522 | - | - | 522 |
| Urban Higher Education | - | - | - | - | 489 | 489 |
| School, Community & Rehabilitation Counseling | 0 | - | 303 | 1112 | - | 1415 |
| TOTAL, School of Administrative Leadership | 0 | - | 915 | 2169 | 1194 | 4278 |
| Elementary and Early Childhood Education | - | 1377 | 1176 | 1048 | 201 | 3802 |
| Health, Physical Education & Recreation | - | 2205 | 1320 | 585 | - | 4110 |
| Social & Cultural Studies | - | 1203 | 453 | - | - | 1656 |
| Special Education | - | - | 564 | 210 | - | 774 |
| TOTAL, School of Instructional Leadership | 0 | 4785 | 3513 | 1843 | 201 | 10342 |
| Professional Interdisciplinary Studies | - | 297 | 1101 | - | - | 1398 |
| TOTAL, School of Lifelong Learning | - | 297 | 1101 | - | - | 1398 |
| TOTAL, College of Education & Human Development | - | 5082 | 5529 | 4012 | 1395 | 16018 |
| English & Modern Foreign Languages | - | 8703 | 576 | 321 | - | 9600 |
| Mass Communications | - | 210 | 603 | 185 | - | 998 |
| Speech | - | 1971 | 381 | - | - | 2352 |
| TOTAL, School of Communications | 0 | 10884 | 1560 | 506 | 0 | 12950 |
| Art | - | 1323 | 474 | - | - | 1797 |
| Music | 108 | 2411 | 350.5 | 108 | - | 2977.5 |
| TOTAL, School of Fine and Performing Arts | 108 | 3734 | 824.5 | 108 | 0 | 4774.5 |
| Criminal Justice & Sociology | - | 957 | 2856 | 402 | - | 4215 |
| History & Philosophy | - | 4335 | 1776 | 174 | - | 6285 |
| Political Science | - | 807 | 423 | 67 | - | 1297 |
| Psychology | - | 1836 | 639 | 0 | 328 | 2803 |
| Military Science | - | 151 | 120 | - | - | 271 |
| TOTAL, School of Social and Behavioral Sciences | 0 | 8086 | 5814 | 643 | 328 | 14871 |
| TOTAL, College of Liberal Arts | 108 | 22704 | 8198.5 | 1257 | 328 | 32595.5 |
| Communicative Disorders | - | 156 | 423 | 422 | - | 1001 |
| Health Care Administration | - | - | 1342 | - | - | 1342 |
| Public Health Science | - | - | - | 1019 | 460 | 1479 |
| TOTAL, School of Health Sciences | 0 | 156 | 1765 | 1441 | 460 | 3822 |
| Social Work | - | 807 | 1931 | 1585 | 202 | 4525 |
| TOTAL, School of Social Work | 0 | 807 | 1931 | 1585 | 202 | 4525 |
| Public Policy & Administration | - | - | - | 404 | 279 | 683 |
| Urban & Regional Planning | - | - | 43 | 132 | 258 | 433 |
| Urban Studies | - | 33 | - | 0 | 0 | 33 |
| TOTAL | 0 | 33 | 43 | 536 | 537 | 1149 |
| TOTAL, College of Public Service | 0 | 996 | 3739 | 3562 | 1199 | 9496 |
| Engineering | - | - | - | - | - | 0 |
| Civil Engineering | - | 243 | 580 | 183 | - | 1006 |
| Computer Engineering | - | - | - | - | - | 0 |
| Computer Science | - | 1514 | 324 | 222 | - | 2060 |
| Electrical and Computer Engineering | - | 435 | 715 | 189 | - | 1339 |
| Telecommunications Engineering Program | - | 131 | 189 | - | - | 320 |
| Graduate Engineering Program | - | - | - | - | - | 0 |
| TOTAL, School of Engineering | 0 | 2323 | 1808 | 594 | 0 | 4725 |
| Aerospace Studies | - | 43 | 12 | - | - | 55 |
| Biology | - | 4342 | 985 | 228 | 144.5 | 5699.5 |
| Chemistry | - | 1819 | 376 | 57 | 574 | 2826 |
| Mathematics and Statistical Sciences | - | 4000 | 657 | 84 | - | 4741 |
| Physics, Atmospheric & Geosciences | - | 1629.5 | 413.5 | 3 | - | 2046 |
| Technology | - | 131 | 503 | 649 | - | 1283 |
| TOTAL, School of Sciences & Technology | 0 | 11964.5 | 2946.5 | 1021 | 718.5 | 16650.5 |
| TOTAL, College of Science, Engineering & Technology | 0 | 14287.5 | 4754.5 | 1615 | 718.5 | 21375.5 |
| University College | 2388 | 2905 | 504 | 3 | - | 5800 |
| TOTAL, University | 2496 | 48189 | 27939 | 11166 | 3827 | 93616 |

JACKSON STATE UNIVERSITY
CREDIT HOURS PRODUCTION BY COLLEGE
DEPARTMENT AND LEVEL
Fall 2014

| Department/School/College | Developmental | Intermediate | Lower | Upper | Graduate | Doctoral | Total |
|----------------------------------------------------------------|---------------|--------------|----------------|---------------|--------------|-------------|----------------|
| Accounting | - | - | 672 | 915 | 222 | 27 | 1836 |
| Economics, Finance & General Business | - | - | 1320 | 1257 | 99 | 24 | 2700 |
| Entrepreneurship & Professional Development | - | - | 255 | 591 | 0 | 0 | 846 |
| Management & Marketing | - | - | - | 2490 | 348 | 65 | 2903 |
| TOTAL, College of Business | 0 | 0 | 2247 | 5253 | 669 | 116 | 8285 |
| Educational Technology | - | - | - | 441 | 0 | 0 | 441 |
| Educational Foundation & Leadership | - | - | - | 72 | 1161 | 885 | 2118 |
| School, Community & Rehabilitation Counseling | - | - | - | 201 | 1234 | 0 | 1435 |
| Urban Higher Education | - | - | - | 0 | 0 | 521 | 521 |
| TOTAL, School of Administrative Leadership | 0 | 0 | 0 | 714 | 2395 | 1406 | 4515 |
| Elementary and Early Childhood Education | - | - | 1596 | 918 | 819 | 168 | 3501 |
| Health, Physical Education & Recreation | - | - | 2624 | 1389 | 619 | 0 | 4632 |
| Special Education | - | - | - | 546 | 120 | - | 666 |
| Social & Cultural Studies | - | - | 1164 | 507 | 0 | 0 | 1671 |
| TOTAL, School of Instructional Leadership | 0 | 0 | 5384 | 3360 | 1558 | 168 | 10470 |
| Professional Interdisciplinary Studies | - | - | 930 | 891 | - | - | 1821 |
| TOTAL, School of Lifelong Learning | - | - | 930 | 891 | 0 | 0 | 1821 |
| TOTAL, College of Education & Human Development | 0 | 0 | 6314 | 4965 | 3953 | 1574 | 16806 |
| English & Modern Foreign Languages | - | - | 8493 | 585 | 266 | - | 9344 |
| Mass Communications | - | - | 204 | 669 | 109 | - | 982 |
| Speech & Theatre | - | - | 2175 | 357 | 0 | - | 2532 |
| TOTAL, School of Communications | 0 | 0 | 10872 | 1611 | 375 | 0 | 12858 |
| Art | - | - | 1368 | 516 | 0 | - | 1884 |
| Music | - | - | 2391.5 | 233 | 108 | - | 2732.5 |
| TOTAL, School of Fine and Performing Arts | 0 | 0 | 3759.5 | 749 | 108 | 0 | 4616.5 |
| Criminal Justice & Sociology | - | - | 1233 | 2514 | 287 | 0 | 4034 |
| History & Philosophy | - | - | 4236 | 1593 | 226 | 0 | 6055 |
| Military Science | - | - | 156 | 112 | 0 | 0 | 268 |
| Political Science | - | - | 867 | 366 | 52 | 0 | 1285 |
| Psychology | - | - | 1992 | 526 | 3 | 344 | 2865 |
| TOTAL, School of Social and Behavioral Sciences | 0 | 0 | 8484 | 5111 | 568 | 344 | 14507 |
| TOTAL, College of Liberal Arts | 0 | 0 | 23115.5 | 7471 | 1051 | 344 | 31981.5 |
| Communicative Disorders | - | - | 138 | 348 | 381 | 0 | 867 |
| Health Care Administration | - | - | 0 | 1689 | 0 | 0 | 1689 |
| Public Health Science | - | - | 0 | 0 | 692 | 404 | 1096 |
| Total, School of Health Sciences | 0 | 0 | 138 | 2037 | 1073 | 404 | 3652 |
| Social Work | - | - | 1275 | 1632 | 1824 | 143 | 4874 |
| Total, School of Social Work | 0 | 0 | 1275 | 1632 | 1824 | 143 | 4874 |
| Public Policy & Administration | - | - | 0 | 0 | 482 | 420 | 902 |
| Urban & Regional Planning | - | - | - | 63 | 180 | 239 | 482 |
| Urban Studies | 0 | 0 | 66 | 0 | 0 | 0 | 66 |
| TOTAL | 0 | 0 | 66 | 63 | 662 | 659 | 1450 |
| TOTAL, College of Public Service | 0 | 0 | 1479 | 3732 | 3559 | 1206 | 9976 |
| Civil Engineering | - | - | 254 | 700 | 221 | - | 1175 |
| Computer Engineering | - | - | 0 | 539 | 186 | - | 725 |
| Computer Science | - | - | 1330 | 366 | 333 | - | 2029 |
| General Engineering | - | - | 432 | 0 | 0 | - | 432 |
| Telecommunication Engineering | - | - | 143 | 128 | 0 | - | 271 |
| Graduate Engineering Program | - | - | - | - | - | - | 0 |
| TOTAL, School of Engineering | 0 | 0 | 2159 | 1733 | 740 | 0 | 4632 |
| Aerospace Studies | - | - | 44 | 16 | 0 | 0 | 60 |
| Biology | - | - | 4485 | 1233 | 242 | 177.5 | 6137.5 |
| Chemistry | - | - | 2017 | 322 | 56 | 546.5 | 2941.5 |
| Mathematics and Statistical Science | - | - | 4056 | 564 | 111 | 0 | 4731 |
| Physics, Atmospheric & Geosciences | - | - | 1801.5 | 298.5 | 9 | 0 | 2109 |
| Technology | - | - | 162 | 441 | 729 | 0 | 1332 |
| TOTAL, School of Sciences & Technology | 0 | 0 | 12565.5 | 2874.5 | 1147 | 724 | 17311 |
| TOTAL, College of Science, Engineering & Technology | 0 | 0 | 14724.5 | 4607.5 | 1887 | 724 | 21943 |
| University College | 2421 | 717 | 2482 | 471 | - | - | 6091 |
| TOTAL, University | 2421 | 717 | 50362 | 26500 | 11119 | 3964 | 95083 |

JACKSON STATE UNIVERSITY
CREDIT HOURS PRODUCTION BY COLLEGE
DEPARTMENT AND LEVEL
Fall 2015

| Department/College | Intermediate | Lower | Upper | Graduate | Doctoral | TOTAL |
|-----------------------------------------------------------------|--------------|----------------|---------------|---------------|--------------|---------------|
| Accounting | - | 768 | 834 | 153 | 33 | 1788 |
| Economics, Finance & General Business | - | 1644 | 1146 | 84 | 39 | 2913 |
| Entrepreneurship & Professional Development | - | 803 | 615 | 0 | 0 | 1418 |
| Management & Marketing | - | 0 | 2163 | 252 | 65 | 2480 |
| TOTAL, College of Business | - | 3215 | 4758 | 489 | 137 | 8599 |
| Educational Technology | - | 0 | 408 | 0 | 0 | 408 |
| Educational Foundation & Leadership | - | 0 | 213 | 1136 | 907 | 2256 |
| School, Community & Rehabilitation Counseling | - | 0 | 273 | 1120 | 0 | 1393 |
| Urban Higher Education | - | 0 | 0 | 0 | 381 | 381 |
| TOTAL, School of Administrative Leadership | - | 0 | 894 | 2256 | 1288 | 4438 |
| Elementary and Early Childhood Education | - | 1362 | 1125 | 1039 | 136 | 3662 |
| Health, Physical Education & Recreation | - | 2677 | 1331 | 640 | 0 | 4648 |
| Social & Cultural Studies | - | 1383 | 507 | 0 | 0 | 1890 |
| Special Education | - | 0 | 480 | 111 | 0 | 591 |
| TOTAL, School of Instructional Leadership | - | 5422 | 3443 | 1790 | 136 | 10791 |
| Professional Interdisciplinary Studies | - | 636 | 801 | 0 | 0 | 1437 |
| TOTAL, School of Lifelong Learning | - | 636 | 801 | 0 | 0 | 1437 |
| TOTAL, College of Education & Human Development | - | 6058 | 5138 | 4046 | 1424 | 16666 |
| English & Modern Foreign Languages | - | 8169 | 573 | 217 | 0 | 8959 |
| Mass Communications | - | 273 | 798 | 108 | 0 | 1179 |
| Speech & Theatre | - | 1899 | 375 | 0 | 0 | 2274 |
| TOTAL, School of Communications | - | 10341 | 1746 | 325 | 0 | 12412 |
| Art | - | 1443 | 585 | 0 | 0 | 2028 |
| Music | - | 2376.5 | 336.5 | 95 | 0 | 2808 |
| TOTAL, School of Fine and Performing Arts | - | 3819.5 | 921.5 | 95 | 0 | 4836 |
| Criminal Justice & Sociology | - | 1074 | 2154 | 293 | 0 | 3521 |
| History & Philosophy | - | 4302 | 1773 | 143 | 0 | 6218 |
| Military Science | - | 123 | 172 | 0 | 0 | 295 |
| Political Science | - | 867 | 363 | 30 | 0 | 1260 |
| Psychology | - | 2043 | 712 | 3 | 315 | 3073 |
| TOTAL, School of Social and Behavioral Sciences | - | 8409 | 5174 | 469 | 315 | 14367 |
| TOTAL, College of Liberal Arts | - | 22569.5 | 7841.5 | 889 | 315 | 31615 |
| Public Policy & Administration | - | 0 | 0 | 490 | 401 | 891 |
| Urban & Regional Planning | - | 75 | 94 | 133 | 231 | 533 |
| TOTAL | - | 75 | 94 | 623 | 632 | 1424 |
| Social Work | - | 1194 | 1895 | 2276 | 129 | 5494 |
| TOTAL, School of Social Work | - | 1194 | 1895 | 2276 | 129 | 5494 |
| TOTAL, College of Public Service | - | 1269 | 1989 | 2899 | 761 | 6918 |
| Civil and Environmental Engineering | - | 260 | 746 | 201 | 16 | 1223 |
| Computer Science | - | 1831 | 258 | 307 | 0 | 2396 |
| Electrical & Computer Engineering | - | 499 | 676 | 141 | 0 | 1316 |
| TOTAL, School of Engineering | - | 2590 | 1680 | 649 | 16 | 4935 |
| Aerospace Science | - | 84 | 28 | 0 | 0 | 112 |
| Biology | - | 4773 | 1231 | 206 | 109.5 | 6319.5 |
| Chemistry | - | 2324 | 432.5 | 94 | 277 | 3127.5 |
| Mathematics and Statistical Science | - | 4574 | 570 | 138 | 0 | 5282 |
| Physics, Atmospheric & Geosciences | - | 1995.5 | 306.5 | 0 | 0 | 2302 |
| Technology | - | 411 | 504 | 651 | 0 | 1566 |
| TOTAL, School of Sciences & Technology | - | 14161.5 | 3072 | 1089 | 386.5 | 18709 |
| TOTAL, College of Sciences, Engineering & Technology | - | 16751.5 | 4752 | 1738 | 402.5 | 23644 |
| Behavioral & Environmental Health | - | 0 | 0 | 195 | 15 | 210 |
| Communicative Disorders | - | 153 | 504 | 409 | 0 | 1066 |
| Epidemiology & Biostatistics | - | 0 | 0 | 129 | 184 | 313 |
| Health Policy & Management | - | 0 | 0 | 182 | 21 | 203 |
| Health Care Administration | - | 0 | 1951 | 0 | 0 | 1951 |
| Public Health Science | - | 0 | 0 | 237 | 139 | 376 |
| TOTAL, School of Public Health | 0 | 153 | 2455 | 1152 | 359 | 4119 |
| University College | 2889 | 1992 | 525 | 0 | 0 | 5406 |
| TOTAL, University | 2,889 | 52,008 | 27,458 | 11,213 | 3,398 | 96,967 |

JACKSON STATE UNIVERSITY

Credit Hours Production By College and Department

5-Year Trend

| DEPARTMENT/SCHOOL/COLLEGE | 2011 | 2012 | 2013 | 2014 | 2015 |
|----------------------------------------------------------------|----------------|--------------|----------------|---------------|--------------|
| Accounting | 2187 | 1959 | 1881 | 1836 | 1788 |
| Economics, Finance & General Business | 2532 | 2517 | 2595 | 2700 | 2913 |
| Entrepreneurship & Professional Development | 940 | 1212 | 921 | 846 | 1418 |
| Management & Marketing | 3090 | 2443 | 2934 | 2903 | 2480 |
| TOTAL, COLLEGE OF BUSINESS | 8749 | 8131 | 8331 | 8285 | 8599 |
| Educational Technology | 2161 | 2359 | 1852 | 441 | 408 |
| Educational Foundations & Leadership | 642 | 486 | 522 | 2118 | 2256 |
| School, Community & Rehabilitation Counseling | 427 | 444 | 489 | 1435 | 1393 |
| Urban Higher Education | 1692 | 1416 | 1415 | 521 | 381 |
| TOTAL, School of Administrative Leadership | 4922 | 4705 | 4278 | 4515 | 4438 |
| Elementary & Early Childhood Education | 4275 | 4022 | 3802 | 3501 | 3662 |
| Health, Physical Education & Recreation | 4164 | 4186 | 4110 | 4632 | 4648 |
| Social & Cultural | 1923 | 1716 | 1656 | 1671 | 1890 |
| Special Education | 9428 | 933 | 774 | 666 | 591 |
| TOTAL, School of Instructional Leadership | 11304 | 10857 | 10342 | 10470 | 10791 |
| Professional Interdisciplinary Studies | 3389 | 2856 | - | 1821 | 1437 |
| TOTAL, (College) School of Lifelong Learning | 3389 | 2856 | - | 1821 | 1437 |
| TOTAL, COLLEGE OF EDUCATION & HUMAN DEVELOPMENT | 19615 | 18418 | 16018 | 16806 | 16666 |
| English & Modern Foreign Languages | 9603 | 9371 | 9600 | 9344 | 8959 |
| Mass Communications | 1355 | 1032 | 998 | 982 | 1179 |
| Speech Communication | 1856 | 1887 | 2352 | 2532 | 2274 |
| TOTAL, School of Communications | 12814 | 12290 | 12950 | 12858 | 12412 |
| Art | 1809 | 1656 | 1797 | 1884 | 2028 |
| Music | 3376 | 2651 | 2977.5 | 2732.5 | 2808 |
| TOTAL, School of Fine and Performing Arts | 5185 | 4307 | 4774.5 | 4616.5 | 4836 |
| Criminal Justice & Sociology | 3639 | 3208 | 4215 | 4034 | 3521 |
| History and Philosophy | 5824 | 5274 | 6285 | 6055 | 6218 |
| Political Science | - | - | 1297 | 1285 | 295 |
| Psychology | 1474 | 1693 | 2803 | 2865 | 1260 |
| Military Science | 0 | 0 | 271 | 268 | 3073 |
| TOTAL, School of Social and Behavioral Sciences | 13850 | 12428 | 14871 | 14507 | 14367 |
| TOTAL, COLLEGE OF LIBERAL ARTS | 31849.0 | 29025 | 32596 | 31982 | 31615 |
| Public Policy & Administration | 677 | 580 | 683 | 902 | 891 |
| Urban & Regional Planning & Urban Studies | 539 | 428 | 466 | 548 | 533 |
| TOTAL, School of Policy & Planning | 1216 | 1008 | -- | -- | 1424 |
| Communicative Disorders | 991 | 881 | 1001 | 867 | - |
| Healthcare Administration | - | - | 1342 | 1689 | - |
| Public Health Sciences | - | - | 1479 | 1096 | - |
| TOTAL, School of Health Sciences | 3455 | 3396 | 4971 | 3652 | - |
| Social Work | 3541 | 4033 | 4525 | 4874 | 5494 |
| TOTAL, School of Social Work | 3541 | 4033 | 4525 | 4874 | 5494 |
| TOTAL, COLLEGE OF PUBLIC SERVICE | 8212 | 8437 | 9496 | 9976 | 6918 |
| General Engineering | - | - | 0 | - | - |
| Civil Engineering | 837 | 845 | 1006 | 1175 | 1223 |
| Computer Engineering | 861 | 1158 | 0 | 725 | - |
| Computer Science | 2200 | 2401 | 2060 | 2029 | 2396 |
| Electrical Engineering | - | - | 1339 | - | 1316 |
| Telecommunications Engineering | - | - | 320 | 271 | - |
| TOTAL, School of Engineering | 3898 | 4404 | 4725 | 4632 | 4935 |
| Aerospace Studies | - | - | 55 | 60 | 112 |
| Biology | 5207.5 | 4741 | 5699.5 | 6137.5 | 6319.5 |
| Chemistry | 2824.5 | 2557 | 2826 | 2941.5 | 3127.5 |
| Mathematics and Statistical Sciences | 5983 | 5546 | 4741 | 4731 | 5282 |
| Physics, Atmospheric Sciences & Geosciences | 2342.5 | 2732 | 2046 | 2109 | 2302 |
| Technology | 1274 | 1461 | 1283 | 1332 | 1566 |
| TOTAL, School of Science & Technology | 17631.5 | 17037 | 16650.5 | 17311 | 18709 |
| TOTAL, COLLEGE OF SCIENCE, ENGINEERING & TECHNOLOGY | 21529.5 | 21441 | 21376 | 21943 | 23644 |
| Behavior & Environmental Health | - | - | - | - | 210 |
| Communicative Disorders | - | - | - | - | 1066 |
| Epidemiology and Biostatistics | - | - | - | - | 313 |
| Health Policy and Management | - | - | - | - | 203 |
| Healthcare Administration | - | - | - | - | 1951 |
| Public Health Sciences | - | - | - | - | 376 |
| TOTAL, School of Public Health Initiative | - | - | - | - | 4119 |
| University College | - | 195 | 5800 | 6091 | 5406 |
| TOTAL, UNIVERSITY | 89955 | 85647 | 93616 | 95083 | 96967 |

The School of Public Health Initiative was established in Fall 2015. **



DEGREE PROGRAMS

**PROGRAMS BY JACKSON STATE UNIVERSITY
FALL 2015**

| COLLEGE OF BUSINESS | | COLLEGE OF LIBERAL ARTS | |
|----------------------------------|----------------------------------|--------------------------------|--------------------------------------------|
| BBA | Accounting | BA | Art |
| MPA | Accounting | PhD | Clinical Psychology |
| BBA | Business Administration | BS | Criminal Justice and Correctional Services |
| MBA | Business Administration | MA | Criminology and Justice Services |
| PhD | Business Administration | MA | English |
| BBA | Economics | BA | English |
| BBA | Entrepreneurship | MAT | English |
| BBA | Finance | BA | Foreign Languages |
| BBA | Management | MA | History |
| BBA | Marketing | BA | History |
| SCHOOL OF PUBLIC HEALTH | | BS | History |
| MS | Communicative Disorders | MMEd | Music Education |
| BS | Communicative Disorders | BMEd | Music Education |
| BS | Health Care Administration | BM | Performance |
| DPH | Public Health | BA | Political Science |
| MPH | Public Health | MA | Political Science |
| | | BS | Psychology |
| MS | Mass Communications | BA | Sociology |
| BS | Mass Communications | MA | Sociology |
| COLLEGE OF PUBLIC SERVICE | | BA | Speech |
| PhD | Public Administration | BS | Speech |
| MPPA | Public Policy and Administration | | |
| PhD | Social Work | | |
| BSW | Social Work | | |
| MSW | Social Work | | |
| MA | Urban and Regional Planning | | |
| PhD | Urban and Regional Planning | | |
| BA | Urban Studies | | |
| | | | |
| | | | |
| | | | |

**PROGRAMS BY JACKSON STATE UNIVERSITY
FALL 2015**

| COLLEGE OF SCIENCE, ENGINEERING, AND TECHNOLOGY | | COLLEGE OF EDUCATION AND HUMAN DEVELOPMENT | |
|--------------------------------------------------------------------------------------------|----------------------------------------------------|--------------------------------------------|-------------------------------------------|
| BS | Biology | BS | Child Care and Family Education |
| MS | Biology | EdD | Early Childhood Education |
| BS | Biomedical Engineering | MSEd | Early Childhood Education K-3 |
| BS | Biotechnology | EdS | Education |
| PhD | Chemistry | PhD | Educational Administration & Supervision |
| BS | Chemistry | MS | Educational Administration & Supervision |
| MS | Chemistry | BSEd | Elementary Education |
| BS | Civil Engineering | MSEd | Elementary Education |
| MS | Data Enabled Science/Engineering | MSEd | School Counseling |
| PhD | Computational and Data Enabled Science/Engineering | MS | Clinical Mental Health |
| | | BS | Health, Physical Education and Recreation |
| BS | Computer Engineering | MSEd | Health, Physical Education and Recreation |
| BS | Computer Science | EdS | Reading |
| MS | Computer Science | MSEd | Reading |
| BS | Earth System Science | MS | Rehabilitation Counseling |
| BS | Electrical Engineering | MSEd. | Secondary Education |
| MS | Engineering | BSEd | Social Science Education |
| PhD | Engineering | MSEd. | Special Education |
| MS | Environmental Science | BS | Special Education |
| PhD | Environmental Science | MS | Sport Science |
| MS | Hazardous Materials Management | MAT | Teaching (Alternate Route) |
| BS | Industrial Technology | PhD | Urban Higher Education |
| BS | Mathematics | BS | Professional Interdisciplinary Studies |
| MS | Mathematics | | |
| BSEd | Mathematics Education | | |
| BS | Meteorology | | |
| BS | Physics | | |
| MST | Science and Mathematics Teaching | | |
| BS | Statistics | | |
| MSEd | Technology Education | | |
| Degree Level Programs – 46 Bachelors, 37 Masters, 2 Specialists, and 13 Doctorates. | | | |

DEGREE PROGRAMS -Degree programs are offered at JACKSON STATE UNIVERSITY to meet the needs of a diverse student population and a constantly changing society. The current degree roster is provided.

JACKSON STATE UNIVERSITY
DEGREES CONFERRED BY DEGREE, LEVEL AND PROGRAM
August 2010 - May 2011

| PROGRAM / LEVEL | BACHELORS | MASTERS | SPECIALIST | DOCTORAL | TOTAL |
|--------------------------------------------|------------------|----------------|-------------------|-----------------|--------------|
| Accounting | 45 | 10 | - | - | 55 |
| Art | 14 | - | - | - | 14 |
| Biology | 94 | 7 | - | - | 101 |
| Business Administration | 42 | 17 | - | 4 | 63 |
| Chemistry | 16 | 5 | - | 4 | 25 |
| Child Care and Family Education | 66 | - | - | - | 66 |
| Civil Engineering | 8 | - | - | - | 8 |
| Clinical Psychology | - | - | - | 1 | 1 |
| Communicative Disorders | 13 | 25 | - | - | 38 |
| Computer Engineering | 17 | - | - | - | 17 |
| Computer Science | 13 | 6 | - | - | 19 |
| Criminal Justice and Correctional Services | 65 | 6 | - | - | 71 |
| Early Childhood Education | - | 26 | - | 9 | 35 |
| Economics | 4 | - | - | - | 4 |
| Education | - | - | 36 | - | 36 |
| Educational Administration and Supervision | - | 6 | - | 5 | 11 |
| Educational Technology | 3 | - | - | - | 3 |
| Elementary Education | 38 | 15 | - | - | 53 |
| Engineering | - | 13 | - | - | 13 |
| English | 26 | 11 | - | - | 37 |
| Entrepreneurship | 18 | - | - | - | 18 |
| Environmental Science | - | 1 | - | 5 | 6 |
| Finance | 22 | - | - | - | 22 |
| Foreign Languages | 3 | - | - | - | 3 |
| Guidance and Counseling | - | 16 | - | - | 16 |
| Hazardous Materials Management | - | 8 | - | - | 8 |
| Healthcare Administration | 25 | - | - | - | 25 |
| Health, Physical Education & Recreation | 26 | 16 | - | - | 42 |
| Higher Education Administration | - | - | - | 15 | 15 |
| History | 9 | 2 | - | - | 11 |
| Industrial Technology | 27 | - | - | - | 27 |
| Management | 49 | - | - | - | 49 |
| Marketing | 22 | - | - | - | 22 |
| Mass Communications | 40 | 4 | - | - | 44 |
| Mathematics | 9 | 2 | - | - | 11 |
| Mathematics Education | - | 1 | - | - | 1 |
| Meteorology | 3 | - | - | - | 3 |
| Music Education | 2 | 4 | - | - | 6 |
| Performance | 5 | - | - | - | 5 |
| Physics | 3 | - | - | - | 3 |
| Political Science | 27 | 6 | - | - | 33 |
| Professional Interdisciplinary Studies | 125 | - | - | - | 125 |
| Psychology | 56 | - | - | - | 56 |
| Public Administration | - | - | - | 5 | 5 |
| Public Health | - | 25 | - | 1 | 26 |
| Public Policy and Administration | - | 7 | - | - | 7 |
| Reading | - | 3 | - | - | 3 |
| Rehabilitation Services | - | 17 | - | - | 17 |
| Science Education | - | 4 | - | - | 4 |
| Secondary Education | - | 12 | 2 | - | 14 |
| Social Science Education | 3 | - | - | - | 3 |
| Social Work | 46 | 43 | - | 3 | 92 |
| Sociology | 26 | 7 | - | - | 33 |
| Special Education | 8 | 19 | - | - | 27 |
| Speech | 12 | - | - | - | 12 |
| Sport Science | - | 3 | - | - | 3 |
| Teacher Education | - | 13 | - | - | 13 |
| Technology Education | - | 12 | - | - | 12 |
| Telecommunications Engineering | - | - | - | - | - |
| Urban and Regional Planning | - | 6 | - | - | 6 |
| Urban Studies | 3 | - | - | - | 3 |
| TOTAL, Degrees Conferred | 1033 | 378 | 38 | 52 | 1501 |

JACKSON STATE UNIVERSITY
DEGREES CONFERRED BY DEGREE, LEVEL AND PROGRAM
August 2011 - May 2012

| PROGRAM / LEVEL | BACHELORS | MASTERS | SPECIALIST | DOCTORAL | TOTAL |
|--------------------------------------------|------------------|----------------|-------------------|-----------------|--------------|
| Accounting | 74 | 11 | - | - | 85 |
| Art | 13 | - | - | - | 13 |
| Biology | 97 | 9 | - | - | 106 |
| Business Administration | 43 | 10 | - | 6 | 59 |
| Chemistry | 19 | 3 | - | 5 | 27 |
| Child Care and Family Education | 58 | - | - | - | 58 |
| Civil Engineering | 17 | - | - | - | 17 |
| Clinical Psychology | - | - | - | 4 | 4 |
| Communicative Disorders | 13 | 19 | - | - | 32 |
| Computer Engineering | 18 | - | - | - | 18 |
| Computer Science | 13 | 7 | - | - | 20 |
| Criminal Justice and Correctional Services | 58 | 7 | - | - | 65 |
| Early Childhood Education | - | 32 | - | 8 | 40 |
| Economics | 8 | - | - | - | 8 |
| Education | - | - | 23 | - | 23 |
| Educational Administration and Supervision | - | 18 | - | 11 | 29 |
| Educational Technology | 1 | - | - | - | 1 |
| Elementary Education | 27 | 9 | - | - | 36 |
| Engineering | - | 11 | - | - | 11 |
| English | 24 | 10 | - | - | 34 |
| Entrepreneurship | 9 | - | - | - | 9 |
| Environmental Science | - | 1 | - | 4 | 5 |
| Finance | 16 | - | - | - | 16 |
| Foreign Languages | 4 | - | - | - | 4 |
| Guidance and Counseling | - | 16 | - | - | 16 |
| Hazardous Materials Management | - | 4 | - | - | 4 |
| Healthcare Administration | 30 | - | - | - | 30 |
| Health, Physical Education & Recreation | 44 | 19 | - | - | 63 |
| Higher Education Administration | - | - | - | 16 | 16 |
| History | 7 | 3 | - | - | 10 |
| Industrial Technology | 27 | - | - | - | 27 |
| Management | 45 | - | - | - | 45 |
| Marketing | 16 | - | - | - | 16 |
| Mass Communications | 47 | 3 | - | - | 50 |
| Mathematics | 6 | 1 | - | - | 7 |
| Mathematics Education | 3 | 1 | - | - | 4 |
| Meteorology | 3 | - | - | - | 3 |
| Music Education | 3 | 3 | - | - | 6 |
| Performance | 5 | - | - | - | 5 |
| Physics | 3 | - | - | - | 3 |
| Political Science | 19 | 5 | - | - | 24 |
| Professional Interdisciplinary Studies | 140 | - | - | - | 140 |
| Psychology | 56 | - | - | - | 56 |
| Public Administration | - | - | - | 3 | 3 |
| Public Health | - | 34 | - | 1 | 34 |
| Public Policy and Administration | - | 9 | - | - | 9 |
| Reading | - | 6 | - | - | 6 |
| Rehabilitation Services | - | 19 | - | - | 19 |
| Science Education | - | 5 | - | - | 5 |
| Secondary Education | - | 1 | - | - | 1 |
| Social Science Education | 3 | - | - | - | 3 |
| Social Work | 48 | 53 | - | 1 | 102 |
| Sociology | 21 | 9 | - | - | 30 |
| Special Education | 11 | 15 | - | - | 26 |
| Speech | 11 | - | - | - | 11 |
| Sport Science | - | 7 | - | - | 7 |
| Teacher Education | - | 17 | - | - | 17 |
| Technology Education | - | - | - | - | - |
| Telecommunications Engineering | 1 | - | - | - | 1 |
| Urban and Regional Planning | - | 10 | - | 2 | 12 |
| Urban Studies | 3 | - | - | - | 3 |
| TOTAL, Degrees Conferred | 1064 | 412 | 23 | 60 | 1559 |

JACKSON STATE UNIVERSITY
DEGREES CONFERRED BY DEGREE, LEVEL AND PROGRAM
AUGUST 2012 - MAY 2013

| PROGRAM / LEVEL | BACHELORS | MASTERS | SPECIALIST | DOCTORAL | TOTAL |
|--------------------------------------------|------------------|----------------|-------------------|-----------------|--------------|
| Accounting | 48 | 23 | 0 | 0 | 71 |
| Art | 16 | 0 | 0 | 0 | 16 |
| Biology | 74 | 6 | 0 | 0 | 80 |
| Business Administration | 40 | 31 | 0 | 2 | 73 |
| Chemistry | 16 | 5 | 0 | 6 | 27 |
| Child Care and Family Education | 53 | 0 | 0 | 0 | 53 |
| Civil Engineering | 14 | 0 | 0 | 0 | 14 |
| Clinical Psychology | 0 | 0 | 0 | 9 | 9 |
| Communicative Disorders | 15 | 14 | 0 | 0 | 29 |
| Computer Engineering | 20 | 0 | 0 | 0 | 20 |
| Computer Science | 11 | 12 | 0 | 0 | 23 |
| Criminal Justice and Correctional Services | 66 | 4 | 0 | 0 | 70 |
| Early Childhood Education | 0 | 49 | 0 | 3 | 52 |
| Economics | 1 | 0 | 0 | 0 | 1 |
| Education | 0 | 0 | 19 | 0 | 19 |
| Educational Administration and Supervision | 0 | 21 | 0 | 17 | 38 |
| Elementary Education | 36 | 4 | 0 | 0 | 40 |
| Engineering | 0 | 7 | 0 | 0 | 7 |
| English | 23 | 6 | 0 | 0 | 29 |
| Entrepreneurship | 15 | 0 | 0 | 0 | 15 |
| Environmental Science | 0 | 1 | 0 | 8 | 9 |
| Finance | 8 | 0 | 0 | 0 | 8 |
| Foreign Languages | 2 | 0 | 0 | 0 | 2 |
| Guidance and Counseling | 0 | 10 | 0 | 0 | 10 |
| Hazardous Materials Management | 0 | 4 | 0 | 0 | 4 |
| Health Care Administration | 42 | 0 | 0 | 0 | 42 |
| Health, Physical Education and Recreation | 28 | 15 | 0 | 0 | 43 |
| Higher Education Administration | 0 | 0 | 0 | 23 | 23 |
| History | 6 | 3 | 0 | 0 | 9 |
| Industrial Technology | 20 | 0 | 0 | 0 | 20 |
| Management | 32 | 0 | 0 | 0 | 32 |
| Marketing | 17 | 0 | 0 | 0 | 17 |
| Mass Communications | 28 | 2 | 0 | 0 | 30 |
| Mathematics | 7 | 0 | 0 | 0 | 7 |
| Mathematics Education | 4 | 0 | 0 | 0 | 4 |
| Meteorology | 4 | 0 | 0 | 0 | 4 |
| Music Education | 7 | 4 | 0 | 0 | 11 |
| Performance | 5 | 0 | 0 | 0 | 5 |
| Physics | 1 | 0 | 0 | 0 | 1 |
| Political Science | 34 | 10 | 0 | 0 | 44 |
| Professional Interdisciplinary Studies | 128 | 0 | 0 | 0 | 128 |
| Psychology | 32 | 0 | 0 | 0 | 32 |
| Public Administration | 0 | 0 | 0 | 3 | 3 |
| Public Health | 0 | 44 | 0 | 2 | 46 |
| Public Policy and Administration | 0 | 15 | 0 | 0 | 15 |
| Reading | 0 | 2 | 0 | 0 | 2 |
| Rehabilitation Counseling | 0 | 15 | 0 | 0 | 15 |
| Science and Mathematics Teaching | 0 | 2 | 0 | 0 | 2 |
| Secondary Education | 0 | 4 | 0 | 0 | 4 |
| Social Science Education | 6 | 0 | 0 | 0 | 6 |
| Social Work | 54 | 56 | 0 | 1 | 111 |
| Sociology | 17 | 6 | 0 | 0 | 23 |
| Special Education | 5 | 14 | 0 | 0 | 19 |
| Speech | 9 | 0 | 0 | 0 | 9 |
| Sport Science | 0 | 9 | 0 | 0 | 9 |
| Teaching (Alternate Route) | 0 | 22 | 0 | 0 | 22 |
| Technology Education | 0 | 17 | 0 | 0 | 17 |
| Urban and Regional Planning | 0 | 9 | 0 | 0 | 9 |
| Urban Studies | 2 | 0 | 0 | 0 | 2 |
| TOTAL, Degrees Conferred | 946 | 446 | 19 | 74 | 1485 |

JACKSON STATE UNIVERSITY
DEGREES CONFERRED BY DEGREE, LEVEL AND PROGRAM
August 2013 – May 2014

| PROGRAM / LEVEL | BACHELORS | MASTERS | SPECIALIST | DOCTORAL | TOTAL |
|--------------------------------------------|-------------|------------|------------|-----------|-------------|
| Accounting | 45 | 14 | 0 | 0 | 59 |
| Art | 19 | 0 | 0 | 0 | 19 |
| Biology | 88 | 4 | 0 | 0 | 92 |
| Business Administration | 30 | 23 | 0 | 4 | 57 |
| Chemistry | 19 | 7 | 0 | 2 | 28 |
| Child Care and Family Education | 129 | 0 | 0 | 0 | 129 |
| Civil Engineering | 18 | 0 | 0 | 0 | 18 |
| Clinical Psychology | 0 | 0 | 0 | 6 | 6 |
| Communicative Disorders | 14 | 12 | 0 | 0 | 26 |
| Computer Engineering | 34 | 0 | 0 | 0 | 34 |
| Computer Science | 20 | 17 | 0 | 0 | 37 |
| Criminal Justice and Correctional Services | 72 | 4 | 0 | 0 | 76 |
| Early Childhood Education | 0 | 38 | 0 | 8 | 46 |
| Earth System Science | 6 | 0 | 0 | 0 | 6 |
| Economics | 3 | 0 | 0 | 0 | 3 |
| Education | 0 | 0 | 17 | 0 | 17 |
| Educational Administration | 0 | 7 | 0 | 20 | 27 |
| Educational Technology | 1 | 0 | 0 | 0 | 1 |
| Electrical Engineering | 2 | 0 | 0 | 0 | 2 |
| Elementary Education | 36 | 2 | 0 | 0 | 38 |
| Engineering | 0 | 15 | 0 | 0 | 15 |
| English | 15 | 4 | 0 | 0 | 19 |
| Entrepreneurship | 17 | 0 | 0 | 0 | 17 |
| Environmental Science | 0 | 2 | 0 | 8 | 10 |
| Finance | 10 | 0 | 0 | 0 | 10 |
| Foreign Languages | 1 | 0 | 0 | 0 | 1 |
| Guidance and Counseling | 0 | 14 | 0 | 0 | 14 |
| Hazardous Materials Management | 0 | 16 | 0 | 0 | 16 |
| Healthcare Administration | 48 | 0 | 0 | 0 | 48 |
| Health, Physical Education and Recreation | 32 | 12 | 0 | 0 | 44 |
| Higher Education Administration | 0 | 0 | 0 | 11 | 11 |
| History | 10 | 4 | 0 | 0 | 14 |
| Industrial Technology | 30 | 0 | 0 | 0 | 30 |
| Management | 21 | 0 | 0 | 0 | 21 |
| Marketing | 8 | 0 | 0 | 0 | 8 |
| Mass Communications | 33 | 1 | 0 | 0 | 34 |
| Mathematics | 3 | 0 | 0 | 0 | 3 |
| Mathematics Education | 1 | 0 | 0 | 0 | 1 |
| Meteorology | 4 | 0 | 0 | 0 | 4 |
| Music Education | 6 | 2 | 0 | 0 | 8 |
| Performance | 5 | 0 | 0 | 0 | 5 |
| Physics | 5 | 0 | 0 | 0 | 5 |
| Political Science | 20 | 5 | 0 | 0 | 25 |
| Professional Interdisciplinary Studies | 101 | 0 | 0 | 0 | 101 |
| Psychology | 59 | 0 | 0 | 0 | 59 |
| Public Administration | 0 | 0 | 0 | 1 | 1 |
| Public Health | 0 | 39 | 0 | 2 | 41 |
| Public Policy and Administration | 0 | 15 | 0 | 0 | 15 |
| Reading | 0 | 1 | 0 | 0 | 1 |
| Rehabilitation Counseling | 0 | 11 | 0 | 0 | 11 |
| Science and Mathematics Teaching | 0 | 5 | 0 | 0 | 5 |
| Secondary Education | 0 | 2 | 0 | 0 | 2 |
| Social Science Education | 12 | 0 | 0 | 0 | 12 |
| Social Work | 77 | 64 | 0 | 2 | 143 |
| Sociology | 25 | 10 | 0 | 0 | 35 |
| Special Education | 4 | 8 | 0 | 0 | 12 |
| Speech | 9 | 0 | 0 | 0 | 9 |
| Sport Science | 0 | 18 | 0 | 0 | 18 |
| Teaching (Alternate Route) | 0 | 18 | 0 | 0 | 18 |
| Technology Education | 0 | 22 | 0 | 0 | 22 |
| Urban and Regional Planning | 0 | 8 | 0 | 7 | 15 |
| Urban Studies | 1 | 0 | 0 | 0 | 1 |
| TOTAL, Degrees Conferred | 1093 | 424 | 17 | 71 | 1605 |

JACKSON STATE UNIVERSITY
DEGREES CONFERRED BY DEGREE, LEVEL AND PROGRAM
AUGUST 2014 - MAY 2015

| PROGRAM / LEVEL | BACHELORS | MASTERS | SPECIALIST | DOCTORAL | TOTAL |
|--------------------------------------------|------------------|----------------|-------------------|-----------------|--------------|
| Accounting | 47 | 19 | 0 | 0 | 66 |
| Art | 18 | 0 | 0 | 0 | 18 |
| Biology | 66 | 1 | 0 | 0 | 67 |
| Business Administration | 31 | 26 | 0 | 2 | 59 |
| Chemistry | 15 | 6 | 0 | 8 | 29 |
| Child Care and Family Education | 92 | 0 | 0 | 0 | 92 |
| Civil Engineering | 23 | 0 | 0 | 0 | 23 |
| Clinical Mental Health | 0 | 9 | 0 | 0 | 9 |
| Clinical Psychology | 0 | 0 | 0 | 2 | 2 |
| Communicative Disorders | 9 | 16 | 0 | 0 | 25 |
| Computer Engineering | 26 | 0 | 0 | 0 | 26 |
| Computer Science | 10 | 14 | 0 | 0 | 24 |
| Criminal Justice and Correctional Services | 73 | 0 | 0 | 0 | 73 |
| Criminology and Justice Service | 0 | 10 | 0 | 0 | 10 |
| Early Childhood Education | 0 | 37 | 0 | 13 | 50 |
| Earth System Science | 2 | 0 | 0 | 0 | 2 |
| Economics | 3 | 0 | 0 | 0 | 3 |
| Education | 0 | 0 | 19 | 0 | 19 |
| Educational Administration and Supervision | 0 | 6 | 0 | 12 | 18 |
| Electrical Engineering | 4 | 0 | 0 | 0 | 4 |
| Elementary Education | 21 | 2 | 0 | 0 | 23 |
| Engineering | 0 | 15 | 0 | 0 | 15 |
| English | 22 | 8 | 0 | 0 | 30 |
| Entrepreneurship | 8 | 0 | 0 | 0 | 8 |
| Environmental Science | 0 | 3 | 0 | 4 | 7 |
| Finance | 16 | 0 | 0 | 0 | 16 |
| Hazardous Materials Management | 0 | 15 | 0 | 0 | 15 |
| Health Care Administration | 40 | 0 | 0 | 0 | 40 |
| Health, Physical Education and Recreation | 42 | 12 | 0 | 0 | 54 |
| Higher Education Administration | 0 | 0 | 0 | 25 | 25 |
| History | 9 | 8 | 0 | 0 | 17 |
| Industrial Technology | 29 | 0 | 0 | 0 | 29 |
| Management | 25 | 0 | 0 | 0 | 25 |
| Marketing | 9 | 0 | 0 | 0 | 9 |
| Mass Communications | 28 | 3 | 0 | 0 | 31 |
| Mathematics | 15 | 3 | 0 | 0 | 18 |
| Meteorology | 1 | 0 | 0 | 0 | 1 |
| Music Education | 2 | 8 | 0 | 0 | 10 |
| Performance | 3 | 0 | 0 | 0 | 3 |
| Physics | 6 | 0 | 0 | 0 | 6 |
| Political Science | 14 | 2 | 0 | 0 | 16 |
| Professional Interdisciplinary Studies | 112 | 0 | 0 | 0 | 112 |
| Psychology | 37 | 0 | 0 | 0 | 37 |
| Public Administration | 0 | 0 | 0 | 5 | 5 |
| Public Health | 0 | 30 | 0 | 4 | 34 |
| Public Policy and Administration | 0 | 9 | 0 | 0 | 9 |
| Reading | 0 | 4 | 0 | 0 | 4 |
| Rehabilitation Counseling | 0 | 20 | 0 | 0 | 20 |
| School Counseling | 0 | 4 | 0 | 0 | 4 |
| Science and Mathematics Teaching | 0 | 1 | 0 | 0 | 1 |
| Social Science Education | 9 | 0 | 0 | 0 | 9 |
| Social Work | 80 | 64 | 0 | 3 | 147 |
| Sociology | 19 | 6 | 0 | 0 | 25 |
| Special Education | 9 | 7 | 0 | 0 | 16 |
| Speech | 11 | 0 | 0 | 0 | 11 |
| Sport Science | 0 | 15 | 0 | 0 | 15 |
| Teaching | 0 | 14 | 0 | 0 | 14 |
| Technology Education | 0 | 23 | 0 | 0 | 23 |
| Urban and Regional Planning | 0 | 4 | 0 | 2 | 6 |
| Urban Studies | 3 | 0 | 0 | 0 | 3 |
| TOTAL, Degrees Conferred | 989 | 424 | 19 | 80 | 1512 |

NOTE: Guidance and Counseling, MS was changed to Clinical and Mental Health on 10/2011. Guidance and Counseling, MSED was changed to School Counseling on 10/2011.

**JACKSON STATE UNIVERSITY
TOTAL DEGREES CONFERRED BY LEVEL
5-YEAR TREND**

| LEVEL | 2010-11 | 2011-12 | 2012-13 | 2013-14 | 2014-15 |
|--------------|-------------|-------------|-------------|-------------|-------------|
| Bachelors | 1,033 | 1,064 | 946 | 1093 | 989 |
| Masters | 378 | 412 | 446 | 424 | 424 |
| Specialist | 38 | 23 | 19 | 17 | 19 |
| Doctorate | 52 | 60 | 74 | 71 | 80 |
| TOTAL | 1501 | 1559 | 1485 | 1605 | 1512 |

**JACKSON STATE UNIVERSITY
TOTAL DEGREES CONFERRED BY COLLEGE
5-YEAR TREND**

| COLLEGE | 2010-11 | 2011-12 | 2012-13 | 2013-14 | 2014-15 |
|-----------------------------------|-------------|-------------|-------------|-------------|-------------|
| Business | 233 | 238 | 217 | 175 | 186 |
| Education & Human Development | 357 | 361 | 355 | 401 | 484 |
| Liberal Arts | 327 | 312 | 289 | 310 | 283 |
| Lifelong Learning | 125 | 140 | 128 | 101 | - |
| Science, Engineering & Technology | 257 | 283 | 239 | 328 | 290 |
| Public Service | 202 | 225 | 257 | 290 | 269 |
| TOTAL | 1501 | 1559 | 1485 | 1605 | 1512 |



JACKSON STATE UNIVERSITY
DEGREES CONFERRED BY DEGREE, LEVEL AND PROGRAM
5 - YEAR TREND

| PROGRAM / LEVEL | 2010-11 | 2011-12 | 2012-13 | 2013-14 | 2014-15 |
|--------------------------------------------|----------------|----------------|----------------|----------------|----------------|
| Accounting | 55 | 85 | 71 | 59 | 66 |
| Art | 14 | 13 | 16 | 19 | 18 |
| Biology | 101 | 106 | 80 | 92 | 67 |
| Business Administration | 63 | 59 | 73 | 57 | 59 |
| Chemistry | 25 | 27 | 27 | 28 | 29 |
| Child Care and Family Education | 66 | 58 | 53 | 129 | 92 |
| Civil Engineering | 8 | 17 | 14 | 18 | 23 |
| Clinical and Mental Health | - | - | - | - | 9 |
| Clinical Psychology | 1 | 4 | 9 | 6 | 2 |
| Communicative Disorders | 38 | 32 | 29 | 26 | 25 |
| Computer Engineering | 17 | 18 | 20 | 34 | 26 |
| Computer Science | 19 | 20 | 23 | 37 | 24 |
| Criminal Justice and Correctional Services | 71 | 65 | 70 | 76 | 83 |
| Early Childhood Education | 35 | 40 | 52 | 46 | 50 |
| Earth System Science | - | - | - | 6 | 2 |
| Economics | 4 | 8 | 1 | 3 | 3 |
| Education | 36 | 23 | 19 | 16 | 19 |
| Educational Administration and Supervision | 11 | 29 | 38 | 28 | 18 |
| Educational Technology | 3 | 1 | - | 1 | - |
| Electrical Engineering | - | - | - | 2 | 4 |
| Elementary Education | 53 | 36 | 40 | 38 | 23 |
| Engineering | 13 | 11 | 7 | 15 | 15 |
| English | 37 | 34 | 29 | 19 | 30 |
| Entrepreneurship | 18 | 9 | 15 | 17 | 8 |
| Environmental Science | 6 | 5 | 9 | 10 | 7 |
| Finance | 22 | 16 | 8 | 10 | 16 |
| Foreign Languages | 3 | 4 | 2 | 1 | 0 |
| Guidance and Counseling | 16 | 16 | 10 | 14 | 0 |
| Hazardous Materials Management | 8 | 4 | 4 | 16 | 15 |
| Healthcare Administration | 25 | 30 | 42 | 48 | 40 |
| Health, Physical Education & Recreation | 42 | 63 | 43 | 44 | 54 |
| Higher Education Administration | 15 | 16 | 23 | 11 | 25 |
| History | 11 | 10 | 9 | 14 | 17 |
| Industrial Technology | 27 | 27 | 20 | 30 | 29 |
| Management | 49 | 45 | 32 | 21 | 25 |
| Marketing | 22 | 16 | 17 | 8 | 9 |
| Mass Communications | 44 | 50 | 30 | 34 | 31 |
| Mathematics | 11 | 7 | 7 | 3 | 18 |
| Mathematics Education | 1 | 4 | 4 | 1 | 1 |
| Meteorology | 3 | 3 | 4 | 4 | 10 |
| Music Education | 6 | 6 | 11 | 8 | - |
| Performance | 5 | 5 | 5 | 5 | 3 |
| Physics | 3 | 3 | 1 | 5 | 6 |
| Political Science | 33 | 24 | 44 | 25 | 16 |
| Professional Interdisciplinary Studies | 125 | 140 | 128 | 101 | 112 |
| Psychology | 56 | 56 | 32 | 59 | 37 |
| Public Administration | 5 | 3 | 3 | 1 | 5 |
| Public Health | 26 | 34 | 46 | 41 | 34 |
| Public Policy and Administration | 7 | 9 | 15 | 15 | 9 |
| Reading | 3 | 6 | 2 | 1 | 4 |
| Rehabilitation Services | 17 | 19 | 15 | 11 | 20 |
| School Counseling | - | - | - | -- | 4 |
| Science and Mathematics Teaching | 4 | 5 | 2 | 5 | 1 |
| Secondary Education | 14 | 1 | 4 | 2 | - |
| Social Science Education | 3 | 3 | 6 | 12 | 9 |
| Social Work | 92 | 102 | 111 | 143 | 147 |
| Sociology | 33 | 30 | 23 | 35 | 25 |
| Special Education | 27 | 26 | 19 | 12 | 16 |
| Speech | 12 | 11 | 9 | 9 | 11 |
| Sport Science | 3 | 7 | 9 | 18 | 15 |
| Teacher Education | 13 | 17 | 22 | 18 | 14 |
| Technology Education | 12 | 25 | 17 | 22 | 23 |
| Telecommunications Engineering | - | 1 | 0 | - | - |
| Urban and Regional Planning | 6 | 12 | 9 | 15 | 6 |
| Urban Studies | 3 | 3 | 2 | 1 | 3 |
| GRAND TOTAL | 1501 | 1559 | 1485 | 1605 | 1512 |

An aerial photograph of a city street grid, overlaid with a semi-transparent dark blue filter. The streets form a clear grid pattern, with some buildings and trees visible. The overall tone is professional and modern.

EMPLOYEES

**JACKSON STATE UNIVERSITY
EMPLOYEES BY JOB CATEGORY
5 - YEAR TREND**

| | 2011 | | | 2012 | | | 2013 | | | 2014 | | | 2015 | | |
|------------------------------------------|------------|------------|-------------|------------|------------|-------------|------------|------------|-------------|------------|------------|-------------|------------|------------|-------------|
| | Men | Women | Total | Men | Women | Total | Men | Women | Total | Men | Women | Total | Men | Women | Total |
| Exec, Admin, Managerial | 20 | 15 | 35 | 15 | 18 | 33 | 18 | 10 | 28 | 13 | 7 | 20 | 11 | 10 | 21 |
| Faculty | 268 | 250 | 518 | 279 | 257 | 536 | 284 | 257 | 541 | 292 | 285 | 577 | 308 | 300 | 608 |
| Other Professional | 237 | 350 | 587 | 221 | 323 | 544 | 214 | 290 | 504 | 215 | 319 | 534 | 200 | 325 | 525 |
| Technical and Paraprofessionals | 30 | 19 | 49 | 29 | 18 | 47 | 20 | 17 | 37 | 22 | 17 | 39 | 19 | 20 | 39 |
| Clerical and Secretarial | 14 | 177 | 191 | 17 | 167 | 184 | 10 | 151 | 161 | 8 | 145 | 153 | 7 | 149 | 156 |
| Skilled Crafts | 27 | - | 27 | 26 | - | 26 | 25 | - | 25 | 25 | - | 25 | 24 | - | 24 |
| Service Maintenance | 75 | 24 | 99 | 85 | 26 | 111 | 87 | 21 | 108 | 95 | 26 | 121 | 98 | 31 | 129 |
| Student Instruction/ Research Assistants | - | - | - | - | - | - | 64 | 93 | 157 | 91 | 86 | 177 | 78 | 82 | 160 |
| TOTAL | 671 | 835 | 1506 | 672 | 809 | 1481 | 722 | 839 | 1561 | 761 | 885 | 1646 | 745 | 917 | 1662 |

**JACKSON STATE UNIVERSITY
EMPLOYEES BY ETHNICITY
FALL 2015**

| | White | African American | Hispanic | Asian | American Indian | Multi-Racial | Total |
|-------------------------------------|------------|------------------|-----------|-----------|-----------------|--------------|-------------|
| Exec, Admin, Managerial | 1 | 19 | 1 | - | - | - | 21 |
| Faculty | 141 | 411 | 6 | 48 | 1 | 1 | 608 |
| Other Professional/Support Services | 56 | 458 | 4 | 7 | - | - | 525 |
| Technical and Paraprofessionals | 3 | 35 | - | 1 | - | - | 39 |
| Clerical and Secretary | 5 | 151 | - | - | - | - | 156 |
| Skilled Crafts | 1 | 23 | - | - | - | - | 24 |
| Service Maintenance | 2 | 126 | 1 | - | - | - | 129 |
| Graduate Assistant | 42 | 113 | 4 | - | - | 1 | 160 |
| TOTAL | 251 | 1336 | 16 | 56 | 1 | 2 | 1662 |

**JACKSON STATE UNIVERSITY
FULL-TIME INSTRUCTIONAL FACULTY BY ACADEMIC RANK
5 – YEAR TREND**

| YEAR | RANK | | | | | | TOTAL |
|------|-----------|---------------------|---------------------|------------|----------|---------------------|-------|
| | Professor | Associate Professor | Assistant Professor | Instructor | Lecturer | Other Academic Rank | |
| 2011 | 81 | 107 | 124 | 65 | 1 | - | 378 |
| 2012 | 82 | 105 | 128 | 70 | 4 | - | 389 |
| 2013 | 81 | 104 | 128 | 69 | 4 | - | 386 |
| 2014 | 81 | 119 | 117 | 67 | 5 | 0 | 389 |
| 2015 | 86 | 110 | 111 | 78 | 1 | 1 | 387 |

**JACKSON STATE UNIVERSITY
FULL-TIME INSTRUCTIONAL FACULTY BY TENURE STATUS
5 – YEAR TREND**

| Year | TENURED | | TENURE TRACK | | | NON-TENURED | | |
|------|---------|---------|--------------|--------|---------|-------------|--------|---------|
| | Number | Percent | Year | Number | Percent | Year | Number | Percent |
| 2011 | 173 | 45.70% | 2011 | 85 | 22.50% | 2011 | 120 | 31.80% |
| 2012 | 176 | 45.20% | 2012 | 83 | 21.40% | 2012 | 130 | 33.40% |
| 2013 | 175 | 45.33% | 2013 | 77 | 19.94% | 2013 | 134 | 34.71% |
| 2014 | 186 | 46.53% | 2014 | 67 | 17.22% | 2014 | 136 | 34.96% |
| 2015 | 186 | 48.06% | 2015 | 68 | 17.57% | 2015 | 133 | 34.37% |



JACKSON STATE UNIVERSITY
FULL-TIME INSTRUCTIONAL FACULTY BY COLLEGE, SCHOOL AND DEPARTMENT
5 -YEAR TREND

| COLLEGE/DEPARTMENT | Fall 2011 | Fall 2012 | Fall 2013 | Fall 2014 | Fall 2015 |
|----------------------------------------------------------------|------------|------------|------------|------------|------------|
| Accounting | 10 | 10 | 9 | 9 | 9 |
| Economics, Finance & General Business | 16 | 15 | 11 | 11 | 12 |
| Entrepreneurship & Professional Development | 6 | 6 | 6 | 6 | 6 |
| Management & Marketing | 5 | 6 | 10 | 10 | 10 |
| TOTAL, COLLEGE OF BUSINESS | 37 | 37 | 36 | 36 | 37 |
| Educational Foundation & Leadership | 10 | 12 | 12 | 13 | 14 |
| Educational Technology | 2 | 2 | 2 | 2 | 2 |
| School, Community & Rehabilitation Counseling | 9 | 10 | 11 | 9 | 10 |
| Urban Higher Education | 2 | 3 | 4 | 5 | 4 |
| TOTAL, School of Administrative Leadership | 23 | 27 | 29 | 29 | 30 |
| Elementary & Early Childhood Education | 17 | 17 | 14 | 10 | 11 |
| Health, Physical Education & Recreation | 12 | 12 | 13 | 12 | 12 |
| Social and Cultural | 4 | 4 | 2 | 2 | 2 |
| Special Education | 4 | 4 | 4 | 4 | 4 |
| Sports Science | - | - | - | - | - |
| TOTAL, School of Instructional Leadership | 37 | 37 | 33 | 28 | 29 |
| Professional Interdisciplinary Studies | 4 | - | 4 | 4 | 4 |
| TOTAL, School of Lifelong Learning | 4 | - | 4 | 4 | 4 |
| TOTAL, COLLEGE OF EDUCATION & HUMAN DEVELOPMENT | 60 | 64 | 66 | 61 | 63 |
| English & Modern Foreign Languages | 32 | 35 | 40 | 30 | 30 |
| Mass Communications | 7 | 9 | 6 | 6 | 6 |
| Speech Communication | 8 | 9 | 9 | 9 | 9 |
| TOTAL, School of Communications | 47 | 53 | 55 | 45 | 45 |
| Art | 8 | 8 | 8 | 8 | 8 |
| Music | 17 | 18 | 16 | 15 | 15 |
| TOTAL, School of Fine and Performing Arts | 25 | 26 | 24 | 23 | 23 |
| Criminal Justice & Sociology | 16 | 12 | 12 | 11 | 11 |
| History and Philosophy | 7 | 16 | 15 | 14 | 12 |
| Political Science | 9 | 7 | 8 | 8 | 8 |
| Psychology | 11 | 9 | 9 | 12 | 12 |
| TOTAL, School of Social and Behavioral Sciences | 43 | 44 | 44 | 45 | 43 |
| TOTAL, COLLEGE OF LIBERAL ARTS | 115 | 123 | 123 | 113 | 111 |
| Public Policy & Administration | 7 | 6 | 7 | 6 | 8 |
| Urban & Regional Planning & Urban Studies | 6 | 5 | 6 | 7 | 6 |
| TOTAL, School of Policy & Planning | 13 | 11 | 13 | 13 | 14 |
| Social Work | 14 | 15 | 15 | 18 | 20 |
| TOTAL, School of Social Work | 14 | 15 | 15 | 18 | 20 |
| TOTAL, COLLEGE OF PUBLIC SERVICE | 48 | 47 | 28 | 54 | 34 |
| Civil Engineering | 6 | 7 | 8 | 8 | 9 |
| Electrical/Computer Engineering | 9 | 8 | 9 | 8 | 7 |
| Computer Science | 12 | 13 | 13 | 14 | 13 |
| Telecommunication Engineering | - | - | - | - | - |
| TOTAL, School of Engineering | 27 | 28 | 30 | 30 | 29 |
| Biology | 24 | 25 | 20 | 22 | 24 |
| Chemistry and Biochemistry | 20 | 18 | 17 | 17 | 17 |
| Industrial Systems and Technology | 8 | 8 | 7 | 8 | 8 |
| Mathematics and Statistics | 21 | 20 | 19 | 18 | 15 |
| Physics, Atmospheric Sciences & Geo-Sciences | 14 | 15 | 18 | 15 | 14 |
| Science and Mathematics Teaching | - | - | 2 | - | - |
| TOTAL, School of Science & Technology | 87 | 86 | 83 | 80 | 78 |
| TOTAL, COLLEGE OF SCIENCE, ENGINEERING & TECHNOLOGY | 114 | 114 | 113 | 110 | 107 |
| Communicative Disorders | 5 | 5 | 5 | 5 | 5 |
| Healthcare Administration | - | - | 5 | 8 | 6 |
| Health Policy & Management | 16 | 16 | 10 | 10 | 10 |
| TOTAL, School of Public Health | 21 | 21 | 33 | 23 | 21 |
| Human Development and Family Studies | - | - | - | - | 14 |
| TOTAL, University College | - | - | - | 15 | 14 |
| UNIVERSITY TOTAL | 378 | 389 | 386 | 389 | 387 |

*The College of Lifelong Learning is now the School of Lifelong Learning since Spring, 2013.

**JACKSON STATE UNIVERSITY
FULL-TIME TEACHING FACULTY BY ACADEMIC RANK AND TENURE
5 - YEAR TREND**

| | Professor | Associate Professor | Assistant Professor | Instructor | Lecturer | Other Academic Rank | TOTAL |
|---------------------|-----------|---------------------|---------------------|------------|-----------|---------------------|------------|
| 2011-12 | | | | | | | |
| Tenured | 68 | 87 | 18 | - | - | - | 173 |
| Tenure Track | 2 | 13 | 70 | - | - | - | 85 |
| Non-Tenured | 11 | 7 | 36 | 65 | 1 | - | 120 |
| Total | 81 | 107 | 124 | 65 | 1 | - | 378 |
| 2012-13 | | | | | | | |
| Tenured | 72 | 86 | 18 | - | - | - | 176 |
| Tenure Track | 1 | 12 | 70 | - | - | - | 83 |
| Non-Tenured | 9 | 7 | 40 | 70 | 4 | - | 130 |
| Total | 82 | 105 | 128 | 70 | 4 | - | 389 |
| 2013-14 | | | | | | | |
| Tenured | 66 | 79 | 24 | 3 | 3 | - | 175 |
| Tenure Track | 3 | 12 | 60 | 1 | 1 | - | 77 |
| Non-Tenured | 7 | 5 | 39 | 71 | 12 | - | 134 |
| Total | 76 | 96 | 123 | 75 | 16 | - | 386 |
| 2014-15 | | | | | | | |
| Tenured | 74 | 101 | 11 | 0 | 0 | - | 186 |
| Tenure Track | 2 | 12 | 53 | 0 | 0 | - | 67 |
| Non-Tenured | 5 | 6 | 53 | 67 | 5 | - | 132 |
| Total | 81 | 119 | 117 | 67 | 5 | - | 389 |
| 2015-16 | | | | | | | |
| Tenured | 80 | 96 | 10 | 0 | 0 | - | 186 |
| Tenure Track | 1 | 10 | 57 | 0 | 0 | - | 68 |
| Non-Tenured | 5 | 4 | 44 | 78 | 1 | 1 | 133 |
| Total | 86 | 110 | 111 | 78 | 1 | 1 | 387 |

JACKSON STATE UNIVERSITY
FULL-TIME TEACHING FACULTY BY ACADEMIC RANK AND EDUCATIONAL LEVEL
5 - YEAR TREND

| Educational Level | Professor | Associate Professor | Assistant Professor | Instructor | Lecturer | Other Academic Rank | TOTAL |
|--------------------|-----------|---------------------|---------------------|------------|----------|---------------------|-------|
| 2011-12 | | | | | | | |
| Doctoral Degree | 79 | 103 | 101 | 9 | - | - | 292 |
| Specialist Degree | - | - | 2 | 5 | - | - | 7 |
| Master's Degree | 1 | 4 | 20 | 50 | 1 | - | 76 |
| First Professional | 1 | - | 1 | - | - | - | 2 |
| Bachelor's Degree | - | - | - | 1 | - | - | 1 |
| TOTAL | 81 | 107 | 124 | 65 | 1 | - | 378 |
| 2012-13 | | | | | | | |
| Doctoral Degree | 80 | 101 | 103 | 13 | 2 | - | 299 |
| Specialist Degree | 1 | - | 2 | 6 | - | - | 9 |
| Master's Degree | 1 | 4 | 21 | 51 | 2 | - | 79 |
| First Professional | - | - | 2 | - | - | - | 2 |
| Bachelor's Degree | - | - | - | - | - | - | - |
| TOTAL | 82 | 105 | 128 | 70 | 4 | - | 389 |
| 2013-14 | | | | | | | |
| Doctoral Degree | 74 | 93 | 98 | 18 | 12 | - | 298 |
| Specialist Degree | 1 | - | 1 | 6 | - | - | 8 |
| Master's Degree | 1 | 3 | 24 | 51 | 4 | - | 83 |
| First Professional | - | - | - | - | - | - | - |
| Bachelor's Degree | - | - | - | - | - | - | - |
| TOTAL | 76 | 96 | 123 | 75 | 16 | - | 386 |
| 2014-15 | | | | | | | |
| Doctoral Degree | 79 | 113 | 91 | 14 | 3 | - | 300 |
| Specialist Degree | 1 | 1 | 2 | 8 | - | - | 12 |
| Master's Degree | 1 | 5 | 24 | 45 | 2 | - | 77 |
| First Professional | - | - | - | - | - | - | - |
| Bachelor's Degree | - | - | - | - | - | - | - |
| TOTAL | 81 | 119 | 117 | 67 | 5 | - | 389 |
| 2015-16 | | | | | | | |
| Doctoral Degree | 81 | 102 | 87 | 18 | 1 | 1 | 290 |
| Specialist Degree | 1 | 0 | 0 | 2 | 0 | 0 | 3 |
| Master's Degree | 3 | 8 | 22 | 55 | 0 | 0 | 88 |
| First Professional | 1 | 0 | 2 | 1 | 0 | 0 | 4 |
| Bachelor's Degree | 0 | 0 | 0 | 2 | 0 | 0 | 2 |
| TOTAL | 86 | 110 | 111 | 78 | 1 | 1 | 387 |

An aerial, high-angle photograph of a city street grid, overlaid with a dark blue semi-transparent filter. In the background, a tall building is under construction, with a prominent construction crane. The street layout is clearly visible, with various buildings and green spaces interspersed.

RESOURCES

**JACKSON STATE UNIVERSITY
EDUCATION AND GENERAL REVENUES BY SOURCE
5-YEAR PROFILE**


| FISCAL YEARS | 2011-12 | 2012-13 | 2013-14 | 2014-15 | 2015-16 |
|-----------------------------|-------------------|--------------------|--------------------|--------------------|--------------------|
| Tuition and Fees | 46,727,057 | 50,792,633 | 55,731,643 | 66,630,574 | 66,598,382 |
| State Appropriations | 48,724,319 | 45,173,841 | 47,143,329 | 55,275,234 | 51,905,061 |
| Sales & Services | 500,000 | 500,000 | 500,000 | 500,000 | 500,000 |
| Other Revenue | 3,400,000 | 6,400,000 | 6,200,000 | 4,800,000 | 4,000,000 |
| Total | 99,351,376 | 102,866,474 | 109,574,972 | 127,205,808 | 123,003,443 |

**JACKSON STATE UNIVERSITY
EDUCATION & GENERAL EXPENDITURES BY SOURCE
5-YEAR PROFILE**

| FISCAL YEARS | 2011-12 | 2012-13 | 2013-14 | 2014-15 | 2015-16 |
|---------------------------------------|-------------------|--------------------|--------------------|--------------------|--------------------|
| Instruction | 41,466,716 | 41,818,204 | 42,530,594 | 47,242,214 | 44,955,919 |
| Research | 1,375,872 | 1,492,008 | 1,286,877 | 1,173,792 | 1,188,185 |
| Public Service | 1,626,387 | 1,137,623 | 661,993 | 651,309 | 658,987 |
| Academic Support | 8,891,217 | 7,912,687 | 8,550,280 | 8,612,875 | 8,647,894 |
| Student Services | 7,743,680 | 8,270,311 | 8,965,110 | 9,189,067 | 10,075,837 |
| Institutional Support | 16,663,685 | 17,331,535 | 21,632,831 | 27,207,672 | 28,846,956 |
| Plant Operations | 13,506,157 | 13,506,158 | 14,457,305 | 21,610,967 | 16,565,961 |
| Scholarships & Fellowships | 7,577,661 | 10,897,948 | 11,489,983 | 11,517,911 | 12,063,703 |
| Total | 98,851,375 | 102,366,474 | 109,574,972 | 127,205,807 | 123,003,442 |

An aerial, high-angle photograph of a city street grid, rendered in a dark blue monochrome. A tall construction crane is visible in the upper left quadrant. The streets are clearly defined, and some buildings are visible, particularly on the right side. The overall scene is a dense urban environment.

QUICK FACTS



- Jackson State University hosted entertainers such as Motown Review (Jackson Five), Sarah Vaughn, Chaka Khan, B. B. King, and many more entertainers at the Rose E. McCoy Auditorium.
- Jackson State University is designated as a "higher research activity" institution by the Carnegie Foundation and has been named as an Institutional Partner by the Bill & Melinda Gates Foundation. This emphasis on research and scholarship is cemented by data that show JSU continues the tradition of being a top producer of African Americans with bachelor's degrees in education and by ongoing funding from government agencies, including a recent \$2.9 million "First in the World" grant from the U.S. Department of Education.
- JSU became the first university in Mississippi approved to establish a School of Public Health.
- Campbell College Suites, one of JSU's upscale residence facility for upper class students was named for Bishop Campbell, who was the presiding bishop of the Third District of the African Methodist Episcopal Church. During the civil rights movement Campbell College was a private institution that served as a breeding ground for young freedom fighters.
- During the civil rights era, Jackson State College and its students were at the center of civil rights activities as student protests intensified between 1964 and 1970. One of the most tragic events in the school's history occurred at Alexander Hall.
- First Lady Michelle Obama delivered the commencement address at the 139th Spring Commencement Ceremony.

A dark blue, semi-transparent background image of a university campus. The image shows various buildings, including a prominent tower with a lattice structure, and a large open area with trees and walkways. The overall scene is captured from an elevated perspective.

UNIVERSITY DIRECTORY

UNIVERSITY DIRECTORY

| | |
|---------------------------------------------------------|--------------|
| Office of the President | 601-979-2323 |
| Academic Affairs | 601-979-2246 |
| Athletics | 601-979-2360 |
| Business & Finance | 601-979-1773 |
| Enrollment Management and Institutional Research | 601-979-2484 |
| General Counsel | 601-979-3950 |
| Information Technology | 601-979-4299 |
| Institutional Advancement | 601-979-2282 |
| Mississippi e-Center Second Floor | 601-979-4299 |
| Research & Federal Relations | 601-979-2931 |
| Student Life | 601-979-2241 |

COLLEGES/SCHOOLS

| | |
|------------------------------------------------|--------------|
| Business | 601-979-2411 |
| Education & Human Development | 601-979-2433 |
| Liberal Arts | 601-979-7036 |
| Public Health | 601-979-8806 |
| Public Service | 601-979-8836 |
| School of Journalism and Media Services | 601-979-2151 |
| Science, Engineering, & Technology | 601-979-2153 |
| Undergraduate Studies | 601-979-2127 |

INFORMATION AND ASSISTANCE

| | |
|------------------------------------|--------------|
| Community College Relations | 601-979-0924 |
| Financial Aid | 601-979-2227 |
| Honors College | 601-979-2107 |
| Housing | 601-979-2326 |
| Human Resources | 601-979-2015 |
| Institutional Research | 601-979-2484 |
| JSU Online | 601-979-0779 |
| Undergraduate Recruitment | 601-979-5845 |
| Undergraduate Admissions | 601-979-0928 |
| Undergraduate Studies | 601-979-2127 |

**JACKSON STATE UNIVERSITY
FACT BOOK EVALUATION
FALL 2015**

We welcome any suggestions or comments that will help us enhance the FACT BOOK. Please assist us by completing the following evaluation and returning it to:

**Institutional Research, Planning, and Assessment
Jackson State University
1400 J. R. Lynch Street
P. O. Box 17147
Jackson, MS 39217
(601) 979-2484**

YOUR NAME: _____

ADDRESS OR LOCATION: _____

- 1. Describe any information you think should be added or expanded in next year's FACT BOOK.**

- 2. Give the page number and description of any information you think should be clarified or eliminated.**

- 3. Other Comments:**

2015-2016

JACKSON STATE UNIVERSITY

FACT BOOK

DEPARTMENT OF INSTITUTIONAL RESEARCH,
PLANNING, AND ASSESSMENT