



Jackson State University
2016-2017
FACT BOOK
Department of Institutional Research
Planning and Assessment



Fall 2016 Jackson State University Fact Book

Editors

Arnitra Hunter
Research Associate
Institutional Research, Planning, and Assessment
Post Office Box 17147
Jackson, MS 39217
(601) 979-0203

Angenette Dixon
Research Associate
Institutional Research, Planning, and Assessment
Post Office Box 17147
Jackson, MS 39217
(601) 979-5901

Contributors

Shemeka McClung
Director
Institutional Research, Planning, and Assessment
Post Office Box 17147
Jackson, MS 39217
(601) 979-2484

Satya Sreedevi Redla
Research Associate
Institutional Research, Planning, and Assessment
Post Office Box 17147
Jackson, MS 39217
(601) 979-2071

Table of Contents

ADMINISTRATION

Office of the President	7
Division of Academic and Student Affairs	7
Division of Business & Finance	8
Division of Information Technology	8
Division of Institutional Advancement	8
Division of Research & Federal Relations	8

GENERAL INFORMATION

The University	9
Vision Statement and Mission	11
History of the University	12
JSU Presidents	16
President's Cabinet	17
Accreditations	18
Memberships	19

NEW STUDENTS

Major Feeder High Schools for ACT Tested First-Time Entering Freshmen: Fall 2016	21
ACT Data for First-Time Entering Freshmen: Fall 2016	22
Distribution of Enhanced ACT Scores First-Time Freshmen: Fall 2016	23
ACT Scores of First-Time Entering Freshmen: 5-Year Trend	24

ENROLLMENT

Enrollment by Status: Fall 2016 (Full-time/Part-time)	26
Enrollment Overview: 2-Year Comparison	28
Enrollment Profile: 5-Year Trend	29
Enrollment by Registration Type: 5-Year Trend	30

COLLEGES/SCHOOLS

Enrollment by Colleges: 5-Year Trend (Fall 2012-Fall 2016)	
College of Business	32
College of Education & Human Development	33
College of Liberal Arts	34
College of Lifelong Learning: 2-Year Trend	35
College of Public Service	36
College of Science, Engineering & Technology	37
School of Journalism and Media Studies	38
School of Public Health	39
Undeclared Majors	40

DEPARTMENTS

Enrollment by Department & Level	
Fall 2012	42
Fall 2013	43
Fall 2014	44
Fall 2015	45
Fall 2016	46

Table of Contents (Con't)

HOUSING AND RESIDENCY

On-Campus Enrollment: Fall 2016	48
Enrollment by Residency: Fall 2016	48
Enrollment of Mississippi Students by Counties: 5-Year Trend	49
Enrollment of Students by States & District of Columbia 5-Year Trend.....	51
Enrollment of Students by Foreign Countries: 5-Year Trend.....	52

CREDIT HOURS PRODUCTION

Credit Hours Production by College, School, Department & Level Fall 2012	55
Fall 2013	56
Fall 2014	57
Fall 2015	58
Fall 2016	59
College & Department: 5-Year Trend	60

DEGREE PROGRAMS

Degrees Programs Offered by Jackson State University.....	62
Degrees Conferred by Degree, Level, and Program AY 2011-12	64
AY 2012-13	65
AY 2013-14	66
AY 2014-15	67
AY 2015-16	68
Degrees Conferred by Level: 5-Year Trend	69
Degrees Conferred by College: 5-Year Trend	69
Degrees Conferred by Degree, Level and Program: 5-Year Trend.....	70

EMPLOYEES

Employees by Job Category: 5-Year Trend	72
Employees by Ethnicity Fall 2016.....	72
Full-time Instructional Faculty By Academic Rank: 5-Year Trend	73
Full-time Instructional Faculty By Academic Tenure Status: 5-Year Trend.....	73
Full-time Instructional Faculty By College, School & Department: 5-Year Trend.....	74
Full-time Teaching Faculty by Academic Rank and Tenure Status: 5-Year Trend.....	75
Full-time Faculty by Academic Rank and Educational Level: 5-Year Trend	76

RESOURCES

Education & General Revenues By Source: 5-Year Profile.....	78
Education & General Expenditures By Source: 5-Year Profile	78
Did You Know Facts.....	79
UNIVERSITY DIRECTORY	81
FACT BOOK EVALUATION FORM.....	82

PREFACE

The Jackson State University Fact Book is an annual publication of the Department of Institutional Research, Planning, and Assessment. This document is an update of factual information which is designed to assist administrators, faculty, staff and other University constituents with statistical references about the institution. It assembles under one cover comparable information across a five-year period.

The data collected and reported in the Fact Book are the official data for the University. As with any statistical data, these contained in the Fact Book are a snapshot of a single point in time. Every effort has been made to include within this publication the data most often requested. We invite the users of this book to freely comment on what data they would like to have included in the future.

Your comments and suggestions will be appreciated as the Department of Institutional Research, Planning, and Assessment attempts to produce a document that meets the needs of the University community. Please direct comments to Institutional Research, Planning, and Assessment or email me at shemeka.s.mcclung@jsums.edu

Shemeka McClung, PhD
Director of Institutional Research, Planning, and Assessment
Jackson State University
P.O. Box 17147
Jackson, Mississippi 39217
601-979-7030 Telephone
601-979-4054 Fax

ADMINISTRATION

Interim President Dr. Rod Paige

Chief Operating Officer Mr. Thomas Hudson, Esquire
Provost and Senior Vice President, Academic and Student Affairs Dr. Evelyn Leggette
Vice President, Research and Federal Relations Dr. Loretta Moore
Vice President, Enrollment Management and Institutional Research..... Dr. Nicole Evans
Vice President, Information Technology/Chief Information Officer Dr. Deborah Dent
Interim Vice President, Business and Finance Dr. Marvel Turner
Interim Vice President, Institutional Advancement Ms. Sandra Hodge
Director, Athletics..... Mr. Wheeler Brown
Director, Internal Auditor Mr. Christopher Thomas
Executive Assistant to the President for Special Initiatives..... Dr. Kimberly Hilliard
General Counsel Mr. Matthew Taylor
Executive Director, University Communications..... Mr. Danny Blanton

Division of Academic and Student Affairs

Provost and Senior Vice President, Academic and Student Affairs Dr. Evelyn Leggette
Vice President, Enrollment Management and Institutional Research..... Dr. Nicole Evans
Associate Vice President, Academic Affairs Dr. Thomas Calhoun
Interim Associate Vice President, Student Affairs..... Ms. Laquala Colman
Executive Director, Career Services Center..... Ms. Lashanda Jordan
Executive Director, Human Resources Mrs. Robin Pack
Executive Director, Institute of Government Dr. Otha Burton
Executive Director, JSU Online Ms. Andrea Jones-Davis
Interim Executive Director, Housing and Residence Life..... Dr. Vance Siggers
Director, Institutional Research, Planning, and Assessment Dr. Shemeka McClung
Director, Undergraduate Admissions..... Mrs. Janieth Adams
Director, Financial Aid Ms. Bettye J. Moncure
Director, Registrar and Records..... Mr. Alfred Jackson
Director, Undergraduate Recruitment..... Dr. Juanita Morris
Director, Latasha Norman Center.....Ms. Frances White
Director, JSU Veteran CenterDr. Latoya Reed
Director, Upward Bound Mr. Reginald Castilla
Director, Health Center Dr. Samuel Jones
Director, Fannie Lou Hamer Institute @ Council of Federated Organizations COFO..... Dr. Rico Chapman
Director, Richard Wright Center Dr. Kathi R. Griffin
Director, JSU Global (Formally International Studies)Dr. Priscilla Slade
Interim Director, School of Lifelong LearningDr. Carlos Wilson
Interim Assistant Director, Disability Services/ADA Compliance..... Mr. Aaron Richardson
Dean, College of Business..... Dr. Ramin Maysami
Dean, College of Education and Human Development..... Dr. Daniel Watkins
Dean, College of Liberal Arts..... Dr. Mario Azevedo
Dean, College of Public Service..... Dr. Ricardo Brown
Dean, College of Science, Engineering, and Technology..... Dr. Richard Alo'
Dean, School of Journalism and Media Studies..... Dr. Elayne H. Anthony
Interim Dean, School of Public Health Dr. Mohammad Shabazzi
Dean, Division of Graduate Studies..... Dr. Dorris Gardner
Dean, H. T. Sampson Library..... Dr. Melissa Druckery
Interim Dean, Division of Undergraduate Studies and Cyberlearning..... Dr. Marie O'Banner-Jackson
Associate Dean, W.E.B Du Bois Honors College Dr. Loria Brown-Gordon

Associate Dean, Graduate Studies..... Dr. Darcie Bishop
 Associate Dean, College of Business..... Dr. Sheila Porterfield
 Associate Dean, College of Education and Human Development.....Dr. Tameka Bradley
 Associate Dean, College of Education and Human Development..... Dr. Millard Bingham
 Associate Dean, College of Liberal Arts..... Dr. Bessie House-Soremekun
 Associate Dean, College of Public Service..... Dr. Isiah Marshall
 Associate Dean, College of Science, Engineering, and Technology..... Dr. Paul Tchounwou
 Associate Dean, College of Science, Engineering, and Technology..... Dr. Wilbur Walters
 Manager, Student Publications..... Ms. Shannon Tatum

Division of Business and Finance

Interim, Chief Financial Officer..... Dr. Marvel Turner
 Assistant Vice President, Facilities and Construction Mgmt.....Mr. Wayne Goodwin
 Executive Director, JSU Business Office Ms. Jewell Harris
 Director, Auxiliary Enterprise..... Ms. Kamesha Hill
 Director, Purchasing and Travel Ms. Keilani Vanish
 Associate Vice President, Public Safety Mr. Lindsey Horton

Division of Information Technology

Vice President, Information Technology and Chief Information Officer..... Dr. Deborah Dent
 Vice President, Information Technology Dr. Michael Robinson
 Director, Academic IT..... Ms. Emily Bishop

Division of Institutional Advancement

Vice President, Institutional Advancement Mrs. Sandra Hodge
 Interim, Executive Director, University Communications Mr. Danny Blanton
 Director, Welcome Center Ms. Gwen Caples
 Director, Alumni Constituency Relations..... Ms. Tabatha Terrell Brooks

Division of Research and Federal Relations

Vice President, Research and Federal Relations..... Dr. Loretta Moore
 Associate Vice President, Research and Administration Mrs. Tracy Stapleton
 Associate Vice President, Research and Sponsored Programs..... Dr. Safiya Omari
 Associate Vice President, Research and Scholarly Advancement..... Dr. Candis Pizzetta
 Executive Director, Mississippi Urban Research Center..... Dr. Melvin Davis
 Director, Multimodal Transportation..... Dr. Feng Wang
 Director, Jackson Heart Study Coordinating Center Dr. Adolfo Correa
 Director, Metro Jackson Community Prevention Coalition..... Dr. Melinda Todd
 Director, Gallery 1 Arts..... Ms. Shonda McCarthy
 Director, Research Compliance Dr. Ora Rawls
 Director, Title III Program..... Dr. Fredrick White

THE UNIVERSITY

Jackson State University, founded in 1877, is a historically black higher-research activity university located in Jackson, the capital city of Mississippi. Jackson State's nurturing academic environment challenges individuals to change lives through teaching, research and service.

Officially designated as Mississippi's Urban University, Jackson State continues to enhance the state, the nation, and the world through comprehensive economic development, healthcare, and technological and educational initiatives. The only public university in the Jackson metropolitan area, Jackson State's main campus is located near downtown, and now have five instructional sites throughout the city.

Jackson State's downtown instructional site is housed in Jackson's 101 Capitol Centre Building, located on Capitol Street just east of the JSU main campus. This site brings together several components of JSU to form a one-of-a-kind public service center for Mississippi's capital city. Dubbed the "101 Building," JSU downtown houses the Department of Alumni and Constituency Relations/Annual Giving, the Institute of Government, the Department of Public Policy and Administration, the Department of Urban and Regional Planning, the Mississippi Urban Research Center, and the Mississippi Conference of Black Mayors. The downtown location opened in 2015.

Jackson State University has increased its academic offerings for adult learners desiring an education but needing alternate ways of attending the University. In order to further accommodate the fast-growing population of non-traditional students, Jackson State's instructional site in Madison, MS, offers classes at times more accommodating for non-traditional students. The Madison site opened during the summer 2013. Additionally, Madison fits into the University's enrollment management plan, which is to increase enrollment to 15,000 by 2021. The JSU Madison site is located at 382 Galleria Parkway, First Floor, which is visible and easily accessible from Interstate 55.

Jackson State University has seen a large enrollment at its Madison site since its initial opening.

Among the many proud accomplishments of Jackson State University (2015-2017):

- JSU was awarded a \$2.98 million competitive First In the World grant from the U.S. Department of Education to enhance STEM experiences for students
- JSU named Apple Distinguished School for 2015 – 2017
- JSU created the first School of Public Health in the State of Mississippi in Fall 2015
- JSU School of Journalism and Media Studies launched in Fall 2015
- Three-year enrollment growth at JSU tops universities statewide, with the College of Science, Engineering and Technology becoming the largest college
- The College of Science, Engineering and Technology introduced two new programs: Bachelor of Science in Biotechnology and a Master of Science in Computational/Data-Enabled Science and Engineering
- JSU CyberLearning earns prestigious 2015 Campus Technology Innovators Award in the Teaching and Learning category
- JSU's College of Business received accreditation from the Network of International Business Schools
- JSU launched "Passport to the World" to offer students study-abroad opportunities
- JSU dedicated the Circle of Humanity to showcase the university's diversity at the recommendation of the student body
- JSU launched a 21st-century learning center in the Charles F. Moore Building

- JSU launched Engage, a “hands-on” active learning space in the H.T. Sampson Library
- The College of Science, Engineering and Technology broke ground for a new 24,000 square-foot two-story wing to house classrooms, laboratories and faculty offices
- JSU undergraduate accounting program ranks No. 19 in national review of 30 schools
- The College of Education and Human Development launched its Freshman to Ph.D. Program for aspiring educators
- JSU received the 2016 Giving Back Award from INSIGHT Into Diversity magazine, the largest oldest diversity and inclusion publication in higher education
- JSU was awarded over \$976,000 by the Mississippi Department of Education to run the Mathematics Advancement in Teaching through Professional Development Phase II (MAT-PD2) program for the next three years
- JSU was ranked No. 19 out of the Top 30 affordable undergraduate accounting school programs by Accounting Degree Review
- JSU has enhanced a partnership with Jackson Public Schools through dedicating a *Blackburn Learning Garden*, which is really a living partnership with students from Blackburn Middle School
- JSU hosted successful 2017 Mississippi Region II Science and Engineering Fair
- College of Business earns coveted AACSB extension for accreditation for all programs
- JSU Clinical Psychology Doctoral Program re-accredited for 5 years
- JSU designated 2017 Military Friendly School
- JSU ranked among the top 200 research universities in the country
- JSU ranked among the top 20 HBCUs
- JSU ranks in Top 5 among 4,000 colleges and universities for graduating minorities
- JSU Rehabilitation Counseling Program received full accreditation for five years for its master’s degree program from the Council on Rehabilitation Education (CORE)
- JSU is No. 1 with the most student athletes on SWAC’s 2015-2016 All-Academic Team
- JSU Urban and Regional Planning Department receives two-year accreditation extension

During the 2016 fall semester, Jackson State University reached an enrollment of 9,811 students. The University is accredited by the Commission on Colleges of the Southern Association of Colleges and Schools to award 46 bachelor’s degrees, 37 master’s degrees, 2 specialists-in-education degrees, and 13 doctoral degrees. For more information on Jackson State University, please visit www.jsu.edu.

VISION STATEMENT

Building on its historic mission of empowering diverse students to become leaders, Jackson State University will become recognized as a challenging, yet nurturing, state-of-the-art technologically infused intellectual community. Students and faculty will engage in creative research, participate in interdisciplinary and multi-institutional/organizational collaborative learning teams and serve the global community.

UNIVERSITY MISSION STATEMENT

The University produces technologically advanced, diverse, ethical, global leaders who think critically, address societal problems and compete effectively.

Core Values

- **Tradition** - The University believes that its role as a historically black university inspires and exemplifies positive societal change.
- **Accountability** - The University believes in the principled exercise of leadership, excellence in scholarly activities, and the sanctity of the public trust.
- **Learning** – The University believes in an experientially enhanced learning environment where teaching, research, and service are integrated and mutually reinforcing.
- **Nurturing** - The University is committed to creating a community which affirms and welcomes people from diverse backgrounds and experiences and supports the realization of their human potential.
- **Service** - The University responds to the needs of society to the best of its ability and expect its graduates to do likewise.
- **Responsibility** – The University believes in and accepts its duty to enhance each generation's capacity to improve the human condition.

HISTORY OF THE UNIVERSITY

Jackson State University's distinguished history began in 1877 as Natchez Seminary, a private church school set up in Natchez, MS under the auspices of the American Baptist Home Mission Society of New York. Beginning with only 20 students, the seminary educated newly freed African-Americans as ministers and teachers.

In 1882, the society moved the school to Jackson, MS to the location where Millsaps College now stands. The seminary was renamed Jackson College in recognition of its new location in central Mississippi. Three years later, construction began on the site that is now the University's main campus.

After the turn of the 20th century, the institution began to broaden its course of study, and in 1924, the college awarded its first degree. By 1934, the American Baptist Home Mission Society had withdrawn its support for the college, which began efforts toward garnering state support for the institution.

In 1940, the school reorganized its curriculum as a two-year program and changed its name to the Mississippi Negro Training School. The State Institutions of Higher Learning then expanded the curriculum to a four-year teacher education program. The first graduating class under state support received Bachelor of Science degrees in Education in May 1944; two months after, the school was renamed Jackson College for Negro Teachers.

By 1967, state support had been secured and the school was renamed Jackson State College. Through a legislative act in 1974, the College became Jackson State University (JSU). Five years later, the Institutions of Higher Learning officially designated JSU as Mississippi's Urban University.

From 1984 to 1991, JSU raised \$11.2 million through a five-year capital campaign. The increased support helped enhance the University's scholarship program, establish a Community Development Corporation to improve blighted areas around campus, organize a staff senate, create the Center for Professional Development and the Center for Technology Transfer, and expand programs through the Division of Continuing Education and the Universities Center.

Heading into the 1990s, Jackson State became more fiscally sound and responsible by reducing its debt and improving fiscal management, increasing campus security, and launching a campus and community improvement project. Jackson State also expanded its academic programs with 15 new graduate and undergraduate programs.

During this period, the University's academic achievements were bolstered by the establishment of the School of Social Work; the formation of the School of Engineering; the opening of the School of Allied Health Sciences; the accreditation of the School of Business; and the expansion of the master's program in Public Policy and Administration to departmental status, which made it the only such department in Mississippi's higher education system. The University's infrastructure also grew with a \$13.5 million expansion and renovation of the H.T. Sampson Library, which doubled its size, the completion of a \$2 million restoration of historic Ayer Hall, and the start of construction on a home for the School of Liberal Arts.

Jackson State made history in 1999 when it landed the Jackson Heart Study, the largest single-site, prospective, epidemiologic investigation of cardiovascular disease among African Americans ever undertaken. The study was initially funded through a \$12.9 million research grant and in 2005 it was extended through 2013 with an additional \$54 million.

Jackson State saw much advancement during the first 10 years of the new millennium, including a plan to combine the University's eight schools into five colleges: Business; Education and Human Development; Liberal Arts; Public Service; and Science, Engineering and Technology. The University also created a five-square-mile urban laboratory surrounding the campus called e-City, which is a technology-based economic, housing and community development initiative. Out of that initiative came the Mississippi Learning Institute, which is a partnership with city and state educational leadership that provides a reading-based, math-oriented system for pre-K through undergraduate education. In 2013, Jackson State University and the Jackson Public School District collaborated to form the first laboratory school in this area, Blackburn Laboratory Middle School. In 2015, the University established the School of Public Health Initiative and the School of Journalism and Media Studies.

Other successes in the new millennium include acquiring a \$20 million facility from Allstate Corporation for only \$3 million, which became home to the Mississippi e-Center@JSU. The facility is now a technological hub for corporate, community and academic advancement. The University also undertook \$200 million in construction, which resulted in a new College of Liberal Arts Building, College of Business Building, Walter Payton Recreation and Wellness Center, Student Center, College of Science, Engineering and Technology Building, and the retail and residential development, One University Place. The construction also brought new residence halls and apartments and the renovation of the Gibbs-Green Pedestrian Walkway. Also known as "the plaza," the decorative brick walkway provides an expanded pedestrian mall that beckons students and visitors from downtown Jackson to campus. Jackson State's connection to downtown continued to be enhanced in 2010 with the establishment of the Civil Rights corridor along John R. Lynch Street. The corridor, which is home to the historic COFO building, educates a new generation of the movement for equality.

Jackson State further expanded by opening a satellite campus location in Madison, Mississippi, and a Downtown Campus at the 101 Capitol Street Building. Additionally, the University has added new housing options for the expanding student population, including Tiger Point, Tiger Plaza and University Pointe. In summer 2016, the new 23,000-square-foot, two-story expansion to the College of Engineering Building opened. Today, Jackson State continues its legacy of academic excellence while it secures its future. Since 2013, Jackson State University has been recognized as one of only five Apple Distinguished Schools in the country. Launched in 2012, the university's iPad initiative, one of the largest in the nation, has provided every first-time entering freshman with a device to assist them with their studies. To prepare Jackson State University graduates to become world-class leaders, a CyberLearning ecosystem has been developed and opened, which is comprised of the three high-tech driven and 3-D equipped INNOVATE, CREATE and ENGAGE centers housed in the H.T. Sampson Library.

Jackson State University is designated as a "higher research activity" institution by the Carnegie Foundation and has been named as an Institutional Partner by the Bill & Melinda Gates Foundation. This emphasis on research and scholarship is cemented by data that show JSU continues the tradition of being a top producer of African-Americans with bachelor's degrees in education and by ongoing funding from government agencies, including a recent \$2.9 million "First in the World" grant from the U.S. Department of Education. The academic enterprise remains robust at Jackson State. Listed by Forbes Magazine as one of America's Top Colleges for 2015, cited by G.I. Jobs Magazine as a "Military-Friendly University" for the fourth consecutive year, and recognized by Diverse Issues in Higher Education Magazine for the number of STEM (science, technology, engineering and math) graduates produced annually, JSU remains an academic mecca.

With a historic enrollment of nearly 10,000 students, Jackson State University serves students from more than 63 foreign countries and nearly all 82 counties of Mississippi, providing them with the academic opportunities to develop the knowledge and skills to succeed as global leaders who contribute to their communities and to the world at large.

UNIVERSITY'S HISTORY TIMELINE

ON A MISSION

1877: Founded in Natchez, Miss., as Natchez Seminary, operating under the auspices of the American Baptist Home Mission Society of New York. Twenty newly freed slaves enroll to become ministers and teachers.

1882: Relocates to Jackson, Miss., and is renamed Jackson College.

1885: Construction begins on the site now home to the University's main campus.

EMERGING IDENTITY

1924: First degree awarded.

1934: American Baptist Home Mission Society withdraws support, and the move toward state support begins.

1940: Renamed Mississippi Negro Training School. The State Institutions of Higher Learning expands curriculum to a four-year teacher education program.

1944: Renamed Jackson College for Negro Teachers. First graduating class under state support receives Bachelor of Science degrees in Education.

1967: Renamed Jackson State College.

1974: Renamed Jackson State University.

1979: Designated Mississippi's Urban University by the State Institutions of Higher Learning.

EXPANSION

1990s: Schools of Social Work, Engineering, and Allied Health Sciences introduced; School of Business accredited; Public Policy and Administration master's program elevated to departmental status, making it the only such department in Mississippi. Infrastructure growth includes the \$13.5 million renovation of the H.T. Sampson Library, a \$2 million restoration of historic Ayer Hall and construction to house the School of Liberal Arts.

1999: Landmark Jackson Heart Study, largest investigation of cardiovascular disease among African-Americans, begins. Initially funded through a \$12.9 million research grant, it received an additional \$54 million in 2005.

THE NEW MILLENNIUM

- The University's academic disciplines are organized into five colleges: Business; Education and Human Development; Liberal Arts; Public Service; and Science, Engineering and Technology and two schools: Journalism and Media Studies and Public Health.
 - e-City, an economic, housing and community development initiative, created.
 - The Mississippi Learning Institute, a city-state partnership with an emphasis on math and reading, created.
 - Mississippi e-Center@ JSU, a technological hub for corporate, community and academic advancement, established; housed in a \$20 million facility acquired from Allstate Corporation for only \$3 million.
 - \$200 million in construction: College of Liberal Arts, College of Business, Walter Payton Recreation and Wellness Center, Student Center, School of Engineering; new residence halls and apartments and the renovation of the Gibbs-Green Pedestrian Walkway (connecting the campus and downtown Jackson).
- 2010:** Civil Rights corridor established along John R. Lynch Street featuring the historic Council of Federal Organizations (COFO) Education Center and the opening of the retail and residential development One University Place.

2012: Launch of iPad initiative equipping freshmen with iPads to aid in learning.

2013: Madison satellite campus opens.

2014: Named Apple Distinguished School.

2015: JSU establishes the first School of Public Health in Mississippi.

2015: JSU 101 Building opens in downtown Jackson.

2015: School of Journalism and Media Studies opens.

JSU PRESIDENTS

1877-1894: Dr. Charles Ayer

1894-1911: Dr. Luther G. Barrett

1911-1927: Dr. Zachary T. Hubert

1927-1940: Dr. B. Baldwin Dansby

1940-1967: Dr. Jacob L. Reddix

1967-1984: Dr. John A. Peoples, Jr.

1984-1991: Dr. James A. Hefner

1991-1992: Dr. Herman B. Smith, Jr. (interim)

1992-1999: Dr. James E. Lyons, Sr.

1999-2000: Dr. Bettye Ward Fletcher (interim)

2000-2010: Dr. Ronald Mason, Jr.

2010: Dr. Leslie Burl McLemore (interim)

2011-2016: Dr. Carolyn W. Meyers

2016 – present: Dr. Rod Paige (interim)



PRESIDENT'S CABINET

Dr. Evelyn Leggette
**Provost and Senior Vice President,
Academic and Student Affairs**

Mr. Thomas Hudson, Esquire
**Chief Operating Officer and Chief Diversity and
Equal Employment Opportunity Officer/Title IX Coordinator**

Dr. Deborah Dent
**Vice President, Information
Technology and Chief Information Officer**

Dr. Nicole Evans
**Vice President, Enrollment Management
and Institutional Research**

Dr. Loretta Moore
Vice President, Research and Federal Relations

Mr. Wheeler Brown
Director, Athletics

Ms. Sandra Hodge
Interim Vice President, Institutional Advancement

Dr. Marvel Turner, Sr.
Interim Vice President, Business and Finance

Mr. Matthew Taylor, Esquire
General Counsel

Mr. Christopher Thomas
Director, Internal Audit

Mr. Danny Blanton
Executive Director, University Communications

Dr. William McHenry
Executive Director, E-Center

ACCREDITATIONS

Jackson State University is accredited by the Commission on Colleges of the Southern Association of Colleges and Schools (1866 Southern Lane, Decatur, Georgia 30033-4097; Telephone number 404-679-4501) to award the Bachelor's, Master's, Specialist, and Doctorate degrees.

Association to Advance Collegiate Schools of Business (AACSB)
National Council for the Accreditation of Teacher Education (NCATE)
Council for the Accreditation of Educator Preparation (CAEP)
American Psychology Association (APA)
National Association of Schools of Art and Design (NASAD)
National Association of Schools of Music (NASM)
Council on Social Work Education (CSWE)
Planning Accreditation Board (PAB)
American Chemical Association (ACA)
Association of Technology, Management, and Applied Engineering (ATMAE)
Accreditation Board for Engineering and Technology (ABET)
Council on Academic Accreditation in Audiology and Speech Language Pathology (CAA)
Council of Education for Public Health (CEPH)
Network of International Business Schools (NIBS)
Council for Accreditation of Counseling and Related Educational Programs (CACREP)
Council on Rehabilitation Education (CORE)



MEMBERSHIPS

American Association of Colleges for Teacher Education
American Association of Collegiate Registrars and Admissions Officers
American Association of Collegiate Schools of Business
American College Health Association
American Planning Association
American Council on Education
American Schools of Construction
American Society for Engineering Education
Association of American Colleges
Association of Baccalaureate Social Worker Program Directors, Inc.
Association of College Unions International
Association of Collegiate Schools of Planning
Association of Departments of English
Association of Departments of Foreign Language
Association of State Colleges and Universities
Campus Compact
Cooperative Education Association
Council of Academic Programs in Communication Sciences and Disorders
Council of Colleges of Arts and Sciences
Council of Graduate Schools
Council of Southern Graduate Schools
Council of Historically Black Graduate Schools
Group for the Advancement of Doctoral Education
Institute of International Education
Mississippi Academy of Sciences
Mississippi Association of College Student Affairs Professionals
Mississippi Association of Colleges
Mississippi Association of Colleges and Employers
Mississippi Association of Colleges for Teacher Education
Mississippi Association of Collegiate Registrars and Admissions Officers
Mississippi Council of Colleges of Arts and Sciences
Mississippi Counseling Association
National Association of College Deans, Registrars and Admissions Officers
National Association of Colleges and Employers
National Association of Deans and Directors of Schools of Social Work
National Association of Student Affairs Professionals
National Association of Veterans Programs Administrators
National Center for Public Service Internship Program
National Collegiate Honors Council
National Commission on Accrediting
National Council for Small Business Management Development
National Student Exchange
Southeastern Association of Colleges and Employers
Southern Business Administration Association
Southern College Health Association

New Students

**JACKSON STATE UNIVERSITY
MAJOR FEEDER HIGH SCHOOLS FOR ACT-TESTED
FIRST-TIME ENTERING FRESHMEN
FALL 2016**

HIGH SCHOOL	LOCATION	ENROLLED NUMBER	AVG. ACT
Murrah High School	Jackson, MS	47	20.45
Terry High School	Terry, MS	33	18.97
Robert M. Callaway High School	Jackson, MS	32	17.84
Jim Hill Senior High School	Jackson, MS	31	19.48
Lanier High School	Jackson, MS	26	18.23
Provine High School	Jackson, MS	22	18.05
Forest Hill High School	Jackson, MS	19	18.84
Greenville High School	Greenville, MS	13	18.31
Canton High School	Canton, MS	13	17.46
Yazoo City High School	Yazoo City, MS	10	17.10
Greenwood Senior High School	Greenwood, MS	10	18.60
Vicksburg High School	Vicksburg, MS	9	17.56
Hattiesburg High School	Hattiesburg, MS	9	21.11
Jacob J. McClain High School	Lexington, MS	9	16.56
Columbus High School	Columbus, MS	8	18.13
Leland High School	Leland, MS	8	18.13
Wingfield High School	Jackson, MS	8	18.13
Velma Jackson Magnet High School	Camden, MS	8	19.00
Clinton High School	Clinton, MS	7	21.71
Clarksdale High School	Clarksdale, MS	7	19.43
Ridgeland High School	Ridgeland, MS	7	17.57
Rosa Fort High School	Tunica	7	18.00
Amanda Elzy High School	Greenwood, MS	6	16.33
Brandon High School	Brandon, MS	6	21.33
Madison Central High School	Madison, MS	6	17.33
Natchez High School	Natchez	6	17.33

**JACKSON STATE UNIVERSITY
ACT-DATA
FIRST-TIME ENTERING FRESHMEN
FALL 2016**

Reference Score Values	2016 ACT Scores				
	English	Math	Reading	Science Reasoning	Composite
Twenty-fifth percentile	16.0	16.0	17.0	18.0	17.0
Median	19.0	17.0	20.0	20.0	18.0
Seventy-fifth percentile	22.0	20.0	22.0	22.0	21.0
Overall mean	19.14	18.34	20.15	19.92	19.18
Standard deviation	4.4	3.35	4.28	3.2	3.25
Average ACT Scores by High School Rank	Top Quarter	Second Quarter	Third Quarter	Bottom Quarter	
English	14.18	17.08	20.19	25.15	
Mathematics	15.31	16.44	18.23	23.04	
Reading	15.37	18.26	21.00	26.02	
Science Reasoning	16.03	18.88	20.75	24.04	
Composite	15.84	17.56	19.46	23.85	

COLLEGE FRESHMEN TRENDS	2013	2014	2015	2016
Average ACT Score				
English	19.09	18.92	19.24	19.14
Mathematics	18.33	18.34	18.53	18.34
Reading	19.62	19.75	20.07	20.15
Science Reasoning	19.61	19.58	19.96	19.92
Composite	18.96	18.95	19.30	19.18
Average High School GPA	2.93	2.98	3.03	2.91

Source: ACT Class Profile Service Report

**JACKSON STATE UNIVERSITY
DISTRIBUTION OF ENHANCED ACT SCORES
FIRST-TIME ENTERING FRESHMEN
FALL 2016**

SCORES	English	Mathematics	Reading	Science Reasoning	Composite
36	-	-	-	-	-
35	-	-	1	-	-
34	3	1	1	-	-
33	3	-	6	2	1
32	5	-	7	-	-
31	7	3	5	1	-
30	10	-	25	-	2
29	14	1	18	2	4
28	19	7	31	13	12
27	19	17	30	15	17
26	22	22	27	17	32
25	51	28	37	43	56
24	51	65	36	75	36
23	58	46	80	83	64
22	81	54	88	108	52
21	71	39	141	187	88
20	122	56	83	187	104
19	92	65	131	158	147
18	102	158	131	151	210
17	100	192	134	83	216
16	131	315	88	77	178
15	131	132	54	43	42
14	72	26	47	27	18
13	32	10	21	15	5
12	22	-	12	3	8
11	13	10	1	15	-
10	4	-	-	-	-
9	-	-	-	2	-
8	2	-	1	1	-
7	-	-	1	-	-
6	-	-	-	-	-
5	-	-	-	-	-
4	-	-	-	-	-

Average ACT Score is 19.18

Source: ACT Class Profile Service Report

JACKSON STATE UNIVERSITY
ACT COMPOSITE SCORES
FIRST-TIME ENTERING FRESHMEN
5-YEAR TREND

SCORES	2012	2013	2014	2015	2016
36	-	-	1	-	-
35	-	1	-	-	-
34	-	-	-	-	-
33	-	-	1	1	1
32	1	-	2	-	-
31	-	-	1	-	-
30	2	2	-	4	2
29	2	1	5	8	4
28	5	3	10	8	12
27	10	15	14	25	17
26	13	20	23	31	32
25	23	26	40	47	56
24	18	28	32	30	36
23	27	45	39	51	64
22	65	74	86	89	52
21	56	90	64	75	88
20	76	93	113	102	104
19	103	126	105	129	147
18	139	154	174	204	210
17	143	176	186	175	216
16	114	159	177	175	178
15	26	46	51	55	42
14	22	26	30	15	18
13	12	8	12	8	5
12	1	2	5	1	8
11	2	0	-	1	-
10	-	-	-	-	-
9	-	-	-	-	-
8	-	-	-	-	-
7	-	-	-	-	-
6	-	-	-	1	-
5	-	-	-	-	-
4	-	-	-	-	-
Composite	18.9	19.0	19.0	19.3	19.18

ENROLLMENT

**JACKSON STATE UNIVERSITY
ENROLLMENT OF MAJORS BY STATUS
FALL 2016**

MAJORS/COLLEGES	FULL-TIME	PART-TIME	Total
Accounting	256	61	317
Business Administration	350	106	456
Economics	17	4	21
Entrepreneurship	64	16	80
Finance	47	7	54
Management	129	20	149
Marketing	85	7	92
TOTAL, COLLEGE OF BUSINESS	948	221	1169
Child Care and Family Education	404	55	459
Clinical Mental Health	20	38	58
Counseling, Rehabilitation and Psychometric Services	26	31	57
Early Childhood Education	13	16	29
Early Childhood Education K-3	68	103	171
Education	12	114	126
Educational Administration	31	121	152
Educational Administration and Supervision	1	3	4
Elementary Education	323	58	381
Health, Physical Education and Recreation	240	47	287
Professional Interdisciplinary Studies	257	112	369
Reading	9	11	20
School Counseling	2	13	15
Secondary Education	-	3	3
Social Science Education	12	3	15
Special Education	20	9	29
Sport Science	21	48	69
Teaching	1	103	104
Urban Higher Education	42	42	84
TOTAL, COLLEGE OF EDUCATION AND HUMAN DEVELOPMENT	1502	930	2432
Art	119	22	141
Clinical Psychology	21	13	34
Criminal Justice and Correctional Services	389	44	433
Criminology and Justice Services	3	16	19
English	83	23	106
Foreign Languages	7	2	9
History	53	28	81
Music Education	39	12	51
Performance	96	16	112
Political Science	94	14	108
Psychology	243	18	261
Sociology	20	26	46
Speech	48	7	55
TOTAL, COLLEGE OF LIBERAL ARTS	1215	241	1456
Public Administration	26	65	91
Public Policy and Administration	11	67	78
Social Work	568	132	700
Urban and Regional Planning	14	55	69
Urban Studies	10	3	13
TOTAL, COLLEGE OF PUBLIC SERVICE	629	322	951

JACKSON STATE UNIVERSITY
ENROLLMENT OF MAJORS BY STATUS (Continued)
FALL 2016

Biology	934	161	1095
Biomedical Engineering	11	2	13
Chemistry	169	47	216
Civil Engineering	194	18	212
Computational and Data-Enabled Science and Engineering	25	10	35
Computer Engineering	203	29	232
Computer Science	154	32	186
Data-Enabled Science and Engineering	0	1	1
Earth System Science	7	3	10
Electrical Engineering	75	11	86
Engineering	32	22	54
Environmental Science	5	36	41
Hazardous Materials Management	3	22	25
Industrial Technology	133	12	145
Mathematics	61	8	69
Mathematics Education	14	1	15
Meteorology	25	4	29
Physics	30	4	34
Science and Mathematics Teaching	4	7	11
Statistics	2	1	3
Technology Education	14	72	86
TOTAL, COLLEGE OF SCIENCE, ENGINEERING AND TECHNOLOGY	2095	503	2598
Mass Communications	229	40	269
TOTAL, SCHOOL OF JOURNALISM & MEDIA STUDIES	229	40	269
Communicative Disorders	115	6	121
Health Care Administration	430	32	462
Public Health	91	106	197
TOTAL, SCHOOL OF PUBLIC HEALTH INITIATIVE	636	144	780
Non-Degree Major	0	10	10
Undecided major	81	65	146
TOTAL	81	75	156
Grand Total	7335	2476	9811

**JACKSON STATE UNIVERSITY
ENROLLMENT OVERVIEW
2-YEAR COMPARISON**

	Fall 2015		Fall 2016	
UNIVERSITY TOTALS	9802	100%	9811	100%
Full-Time	7548	77.0%	7335	74.76%
Part-Time	2254	23.0%	2476	25.24%
F.T.E.	8398		8340	
Total Undergraduate	7475	76.26%	7492	76.36%
Total Graduate	2327	23.74%	2319	23.64%
Freshman	2068	21.10%	2044	20.83%
Sophomore	1416	14.44%	1469	14.97%
Junior	1623	16.56%	1659	16.91%
Senior	2368	24.16%	2320	23.65%
Masters	1495	15.25%	1476	15.61%
Specialist	103	1.05%	126	0.95%
Doctorate	708	7.22%	709	7.00%
Unclassified-Post Baccalaureate	21	0.21%	8	0.08%
In-State	7781	79.38%	7516	76.61%
Out-of-State	1731	17.66%	1963	20.01%
International	289	2.95%	332	3.38%
Unknown	1	0.01%	-	-
Men	3413	34.82%	3360	65.75%
Women	6389	65.18%	6451	34.25%
Black	8860	90.39%	8910	90.82%
White	633	6.46%	616	6.28%
Hispanic	61	0.62%	85	0.87%
Asian	103	1.05%	65	0.66%
American Indian	32	0.33%	28	0.28%
Pacific Islander	1	0.01%	2	0.02%
Not Identified	-	-	-	-
Multi-Racial	112	1.14%	105	1.07%
Business	1139	11.62%	1169	11.92%
Education & Human Development	2444	24.93%	2432	24.79%
Journalism and Media Studies	-	-	269	2.74%
Liberal Arts	1829	18.66%	1456	14.84%
Public Service	939	9.58%	951	9.69%
Public Health Initiative	754	7.69%	780	7.95%
Science, Engineering, & Technology	2503	25.54%	2598	26.48%
Undeclared Majors	194	1.98%	156	1.59%

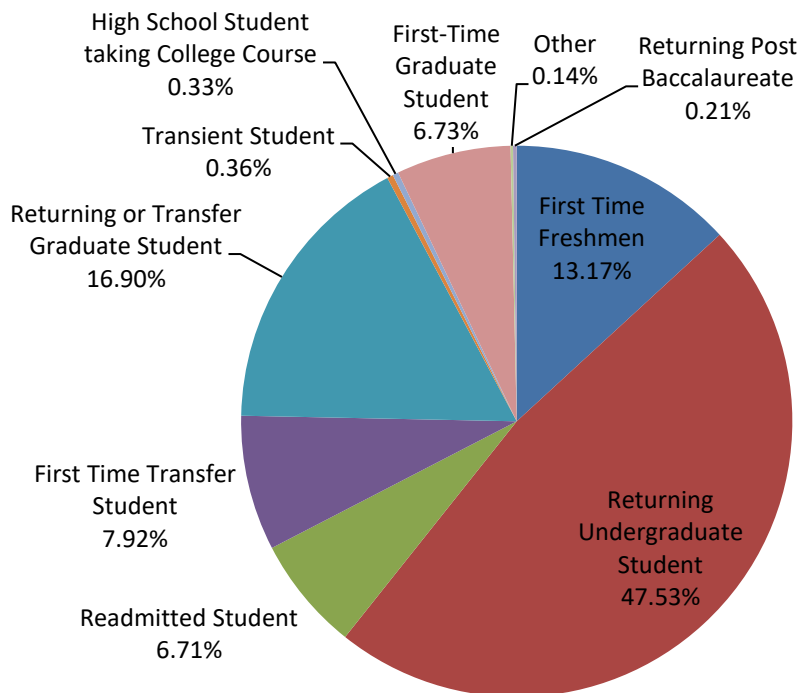
**JACKSON STATE UNIVERSITY
ENROLLMENT PROFILE
5-YEAR TREND**

	Fall 2012	Fall 2013	Fall 2014	Fall 2015	Fall 2016
UNIVERSITY TOTALS	8819	9134	9508	9802	9811
Full-Time	6303	6665	6819	7548	7335
Part-Time	2516	2469	2689	2254	2476
F.T.E.	7131	7544	7815	8398	8340
Total Undergraduate	6675	6902	7199	7475	7492
Total Graduate	2144	2232	2309	2327	2319
Freshman	1538	1742	1935	2068	2044
Sophomore	1223	1240	1320	1416	1469
Junior	1556	1493	1641	1623	1659
Senior	2358	2427	2303	2368	2320
Masters	1412	1480	1478	1495	176
Specialist	130	107	101	103	126
Doctorate	538	602	697	708	709
Unclassified-Post Baccalaureate	64	43	33	21	8
In-State	7465	7656	7790	7781	7516
Out-of-State	1174	1258	1449	1731	1963
International	177	218	264	289	332
Unknown	3	2	5	1	-
Men	3120	3204	3363	3413	3360
Women	5699	5930	6145	6389	6451
Black	7970	8239	8566	8860	8910
White	606	588	623	633	616
Hispanic	48	60	55	61	85
Asian	82	99	116	103	65
American Indian	29	36	41	32	28
Pacific Islander	1	1	1	1	2
Multi-Racial	83	111	105	112	-
Unknown	-	-	1	-	105
Business	1026	1060	1058	1139	1169
Education & Human Development	2065	2467	2519	2444	2432
Journalism & Media Studies	-	-	-	-	269
Liberal Arts	1708	1772	1733	1829	1456
Lifelong Learning	350	-	-	-	-
Public Service	1260	1366	1540	939	951
Public Health Initiative	-	-	-	754	780
Science, Engineering, & Technology	2005	2108	2308	2503	2598
Undeclared Majors	405	361	350	194	156

JACKSON STATE UNIVERSITY
ENROLLMENT BY REGISTRATION TYPE
5-YEAR TREND

	Fall 2012	Fall 2013	Fall 2014	Fall 2015	Fall 2016
First-Time Freshmen	873	1103	1196	1235	1292
Returning Undergraduate Students	4612	4529	4522	4727	4663
Readmitted Students	477	530	639	624	658
First-Time Transfer Students	642	678	790	772	777
First-Time Graduate Students	568	628	645	641	660
Returning or Transfer Graduate Students	1570	1602	1660	1685	1658
Transient Students	74	37	38	39	35
Non-Formula Students	-	3	3	-	-
Other	2	24	14	36	14
High School Students	1	-	-	-	33
Returning Post Baccalaureate	-	-	1	43	21
TOTAL	8819	9134	9508	9802	9811

Enrollment by Registration Type Fall 2016



COLLEGES

JACKSON STATE UNIVERSITY
COLLEGE OF BUSINESS
5-YEAR TREND

	Fall 2012	Fall 2013	Fall 2014	Fall 2015	Fall 2016
COLLEGE TOTAL	1026	1060	1058	1139	1169
Full-time	824	877	876	965	948
Part-time	202	183	182	174	221
Total Undergraduate	898	946	938	1046	1031
Total Graduate	128	114	120	93	138
Freshman	183	213	239	292	300
Sophomore	177	191	164	205	209
Junior	207	215	224	216	200
Senior	331	327	311	331	322
Masters	96	86	91	68	110
Specialist	-	-	-	-	-
Doctorate	32	28	29	25	28
Unclassified-Post Baccalaureate	-	-	-	2	-
Men	476	480	500	542	513
Women	550	580	558	597	656
Black	918	949	947	1018	1051
White	82	79	77	78	79
Hispanic	8	10	8	11	20
Asian	9	11	15	12	5
American Indian	2	2	2	4	1
Pacific Islander	-	-	-	-	1
Not Identified	-	-	-	-	0
Multi-racial	7	9	9	16	12
FULL-TIME FACULTY					
Professor	9	8	3	9	9
Associate Professor	10	10	9	11	11
Assistant Professor	13	13	16	11	10
Instructor	5	5	7	6	5
Lecturer	-	-	1	-	-
Other Academic Rank	-	-	-	-	-
Total Faculty	37	36	36	37	35
STUDENT CREDIT HOURS					
Intermediate	33	-	-	-	-
Lower	2,181	2214	2247	3215	3267
Upper	4,815	5214	5253	4758	5301
Graduate*	1,102	717	669	489	930
Doctoral*	-	186	116	137	130
TOTAL	8131	8331	8285	8599	9628

The Doctoral hours are added to Graduate hours for years 2011 and 2012.*

JACKSON STATE UNIVERSITY
COLLEGE OF EDUCATION & HUMAN DEVELOPMENT
5-YEAR TREND

	Fall 2012	Fall 2013	Fall 2014	Fall 2015	Fall 2016
COLLEGE TOTAL	2065	2467	2519	2444	2432
Full-time	1,044	1307	1303	1543	1502
Part-time	1,021	1160	1216	901	930
Total Undergraduate	1,226	1603	1643	1554	1501
Total Graduate	839	864	876	890	931
Freshman	125	172	209	222	203
Sophomore	176	155	241	240	215
Junior	361	311	415	397	402
Senior	564	579	778	695	681
Masters	535	543	525	522	540
Specialist	130	107	101	103	126
Doctorate	174	214	250	265	265
Unclassified-Post Baccalaureate	-	-	-	-	-
Men	493	602	614	585	568
Women	1,572	1865	1905	1859	1864
Black	1,930	2294	2320	2269	2266
White	97	108	132	122	118
Hispanic	4	14	10	11	17
Asian	10	12	18	14	5
American Indian	16	25	20	10	11
Pacific Islander	1	1	1	1	1
Multi-racial	7	13	18	17	14
FULL-TIME FACULTY					
Professor	17	16	13	15	15
Associate Professor	17	17	20	18	17
Assistant Professor	18	17	14	21	19
Instructor	11	10	9	8	5
Lecturer	1	1	5	1	1
Total Faculty	64	61	61	63	57
STUDENT CREDIT HOURS					
Intermediate	684	-	-	-	-
Developmental	-	-	-	-	-
Lower	6,576	5082	6314	6058	6058
Upper	5,955	5529	4965	5138	5089
Graduate*	5,203	4012	3953	4046	4472
Doctoral*	-	1395	1574	1424	1188
TOTAL	18418	16018	16806	16666	16807

The Doctoral hours are added to Graduate hours for years 2011 and 2012. *

The School of Lifelong Learning is included in the College of Education and Human Development in 2013-2015. **

**JACKSON STATE UNIVERSITY
COLLEGE OF LIBERAL ARTS
5-YEAR TREND**

	Fall 2012	Fall 2013	Fall 2014	Fall 2015	Fall 2016
COLLEGE TOTAL	1708	1772	1733	1829	1456
Full-time	1,423	1502	1444	1578	1215
Part-time	285	270	289	251	241
Total Undergraduate	1,486	1533	1520	1621	1324
Total Graduate	222	239	213	208	132
Freshman	350	392	418	500	407
Sophomore	308	320	299	316	283
Junior	339	334	360	338	249
Senior	489	487	443	467	385
Masters	181	201	171	170	98
Specialist	-	-	-	-	-
Doctorate	41	38	42	38	34
Unclassified-Post Baccalaureate	-	-	-	-	-
Men	719	734	727	774	621
Women	989	1038	1006	1055	835
Black	1,577	1643	1598	1686	1348
White	87	76	72	81	61
Hispanic	5	12	12	10	12
Asian	10	9	7	9	6
American Indian	2	3	9	7	3
Pacific Islander	-	-	-	-	0
Not Identified	-	-	-	-	-
Multi-racial	27	29	35	36	26
FULL-TIME FACULTY					
Professor	12	12	7	9	10
Associate Professor	25	25	23	30	25
Assistant Professor	46	46	40	35	31
Instructor	38	38	34	37	38
Lecturer	2	2	9	-	-
Other Academic Rank	-	-	-	-	-
Total Faculty	123	123	113	111	104
STUDENT CREDIT HOURS					
Developmental	497	108	-	-	-
Lower	19,703	22704	23116	22569	21636
Upper	7,302	8198	7471	7842	6578
Graduate	1,523	1257	1051	889	641
Doctoral	-	328	344	315	266
TOTAL	29025	32596	31982	31615	29121

The Doctoral hours are added to Graduate hours for years 2011-12.

**JACKSON STATE UNIVERSITY
COLLEGE OF LIFELONG LEARNING
2-YEAR TREND**

	Fall 2011	Fall 2012
COLLEGE TOTAL	363	350
Full-time	227	219
Part-time	136	131
Total Undergraduate	363	350
Total Graduate	-	-
Freshman	24	14
Sophomore	40	38
Junior	79	81
Senior	220	217
Masters	-	-
Specialist	-	-
Doctorate	-	-
Unclassified-Post Baccalaureate	-	-
Men	106	102
Women	257	248
Black	340	328
White	15	14
Hispanic	4	2
Asian	-	-
American Indian	2	3
Pacific Islander	-	-
Not Identified	-	-
Multi-racial	2	3
FULL-TIME FACULTY		
Professor	-	-
Associate Professor	-	-
Assistant Professor	3	3
Instructor	1	1
Lecturer	-	-
Other Academic Rank	-	-
Total Faculty	4	4
STUDENT CREDIT HOURS		
Intermediate	222	183
Lower	2018	1434
Upper	1149	1239
Graduate	-	-
Doctoral	-	-
TOTAL	3389	2856

The College of Lifelong Learning became the School of Lifelong Learning in Fall 2013.*
The School of Lifelong Learning is calculated in the College of Education for 2013-2015.*

**JACKSON STATE UNIVERSITY
COLLEGE OF PUBLIC SERVICE
5-YEAR TREND**

	Fall 2012	Fall 2013	Fall 2014	Fall 2015	Fall 2016
COLLEGE TOTAL	1,260	1366	1540	939	951
Full-time	863	958	1039	640	629
Part-time	397	408	501	299	322
Total Undergraduate	672	719	825	442	454
Total Graduate	588	647	715	497	497
Freshman	101	124	148	72	70
Sophomore	116	115	147	60	61
Junior	180	195	237	124	131
Senior	275	285	293	186	192
Masters	370	400	429	316	319
Specialist	-	-	-	-	-
Doctorate	218	247	286	181	178
Unclassified-Post Baccalaureate	-	-	-	-	-
Men	213	222	246	156	163
Women	1,047	1144	1294	783	788
Black	1,127	1204	1365	861	867
White	104	123	135	62	66
Hispanic	4	6	6	2	4
Asian	15	20	21	5	3
American Indian	1	1	2	2	4
Pacific Islander	-	0	-	-	-
Multi-racial	5	12	11	7	7
FULL-TIME FACULTY					
Professor	9	9	12	6	6
Associate Professor	15	15	12	11	14
Assistant Professor	20	20	21	10	8
Instructor	2	2	3	7	4
Lecturer	1	1	6	-	-
Other Academic Rank	-	-	-	-	-
Total Faculty	47	47	54	34	32
STUDENT CREDIT HOURS					
Intermediate	-	-	-	-	-
Lower	1,109	996	1479	1269	1278
Upper	3,122	3739	3732	1989	2194
Graduate*	4,206	3562	3559	2899	2756
Doctoral*	-	1199	1206	761	712
TOTAL	8437	9496	9976	6918	6940

For Fall 2015, the calculations in this table show a decrease amount due to the establishment of the School of Public Health Initiative (see page 37). The Doctoral hours are added to Graduate hours for years 2011 and 2012.**

JACKSON STATE UNIVERSITY
COLLEGE OF SCIENCE, ENGINEERING AND TECHNOLOGY
5-YEAR TREND

	Fall 2012	Fall 2013	Fall 2014	Fall 2015	Fall 2016
COLLEGE TOTAL	2,005	2108	2308	2503	2598
Full-time	1,678	1768	1906	2116	2095
Part-time	327	340	402	387	503
Total Undergraduate	1,703	1783	1968	2142	2249
Total Graduate	302	325	340	361	349
Freshman	546	618	713	776	820
Sophomore	357	383	421	458	488
Junior	354	310	375	418	433
Senior	446	472	459	490	508
Masters	229	250	262	273	239
Specialist	-	-	-	-	-
Doctorate	73	75	78	88	110
Unclassified-Post Baccalaureate	-	-	-	-	-
Men	927	991	1100	1178	1188
Women	1,078	1117	1208	1325	1410
Black	1,781	1843	2038	2209	2305
White	152	158	168	189	194
Hispanic	14	16	17	23	26
Asian	29	43	49	48	35
American Indian	5	4	8	8	9
Pacific Islander	-	-	-	-	-
Not Identified	-	-	-	-	-
Multi-racial	24	44	28	26	29
FULL-TIME FACULTY					
Professor	35	41	23	39	39
Associate Professor	38	37	28	36	34
Assistant Professor	28	24	49	26	28
Instructor	13	12	5	6	8
Lecturer	-	5	5	-	-
Other Academic Rank	-	-	-	-	-
Total Faculty	114	119	110	107	109
STUDENT CREDIT HOURS					
Intermediate	723	-	-	-	-
Lower	13,835	14288	14725	16752	16309.5
Upper	4,785	4755	4608	4752	5759
Graduate*	2,098	1615	1887	1738	1718
Doctoral*	-	719	724	403	376.5
TOTAL	21441	21377	21944	23645	24163

The Doctoral hours are added to Graduate hours for years 2011 and 2012. **

JACKSON STATE UNIVERSITY
SCHOOL OF JOURNALISM AND MEDIA STUDIES
5-YEAR TREND

	Fall 2012	Fall 2013	Fall 2014	Fall 2015	Fall 2016
COLLEGE TOTAL	-	-	-	-	269
Full-time	-	-	-	-	229
Part-time	-	-	-	-	40
Total Undergraduate	-	-	-	-	239
Total Graduate	-	-	-	-	30
Freshman	-	-	-	-	62
Sophomore	-	-	-	-	65
Junior	-	-	-	-	72
Senior	-	-	-	-	40
Masters	-	-	-	-	30
Specialist	-	-	-	-	-
Doctorate	-	-	-	-	-
Unclassified-Post Baccalaureate	-	-	-	-	-
Men	-	-	-	-	134
Women	-	-	-	-	135
Black	-	-	-	-	256
White	-	-	-	-	5
Hispanic	-	-	-	-	1
Asian	-	-	-	-	2
American Indian	-	-	-	-	-
Pacific Islander	-	-	-	-	-
Not Identified	-	-	-	-	-
Multi-racial	-	-	-	-	5
FULL-TIME FACULTY					
Professor	-	-	-	-	0
Associate Professor	-	-	-	-	1
Assistant Professor	-	-	-	-	2
Instructor	-	-	-	-	1
Lecturer	-	-	-	-	-
Other Academic Rank	-	-	-	-	-
Total Faculty	-	-	-	-	4
STUDENT CREDIT HOURS					
Intermediate	-	-	-	-	-
Lower	-	-	-	-	204
Upper	-	-	-	-	960
Graduate	-	-	-	-	129
Doctoral	-	-	-	-	-
TOTAL	-	-	-	-	1293

**JACKSON STATE UNIVERSITY
SCHOOL OF PUBLIC HEALTH INITIATIVE
5-YEAR TREND**

	Fall 2012	Fall 2013	Fall 2014	Fall 2015	Fall 2016
COLLEGE TOTAL	-	-	-	754	780
Full-time	-	-	-	590	636
Part-time	-	-	-	164	144
Total Undergraduate	-	-	-	497	548
Total Graduate	-	-	-	257	232
Freshman	-	-	-	98	85
Sophomore	-	-	-	104	124
Junior	-	-	-	116	162
Senior	-	-	-	179	177
Masters	-	-	-	146	138
Specialist	-	-	-	-	-
Doctorate	-	-	-	111	94
Unclassified-Post Baccalaureate	-	-	-	-	-
Men	-	-	-	91	94
Women	-	-	-	663	686
Black	-	-	-	659	684
White	-	-	-	72	76
Hispanic	-	-	-	3	4
Asian	-	-	-	10	6
American Indian	-	-	-	1	-
Pacific Islander	-	-	-	-	-
Not Identified	-	-	-	-	-
Multi-racial	-	-	-	9	10
FULL-TIME FACULTY					
Professor	-	-	-	8	7
Associate Professor	-	-	-	4	6
Assistant Professor	-	-	-	7	6
Instructor	-	-	-	1	1
Lecturer	-	-	-	-	-
Other Academic Rank	-	-	-	1	-
Total Faculty	-	-	-	21	20
STUDENT CREDIT HOURS					
Intermediate	-	-	-	-	-
Lower	-	-	-	153	135
Upper	-	-	-	2455	2787
Graduate	-	-	-	1152	1169
Doctoral	-	-	-	359	293
TOTAL	-	-	-	4119	4384

School of Public Health Initiative was established at the beginning of Fall 2015.

**JACKSON STATE UNIVERSITY
UNDECLARED MAJORS
5-YEAR TREND**

	Fall 2012	Fall 2013	Fall 2014	Fall 2015	Fall 2016
COLLEGE TOTAL	405	361	350	194	156
Full-time	252	253	251	116	81
Part-time	153	108	99	78	75
Total Undergraduate	340	318	305	173	146
Total Graduate	65	43	45	21	10
Freshman	219	204	208	108	97
Sophomore	51	49	48	33	24
Junior	34	36	30	14	10
Senior	36	29	19	18	15
Masters	1	-	13	-	2
Specialist	-	-	-	-	-
Doctorate	-	-	32	-	-
Unclassified-Post Baccalaureate	64	43	-	21	8
Men	190	175	176	87	79
Women	215	186	174	107	77
Black	309	306	298	158	133
White	70	44	39	29	17
Hispanic	11	2	2	1	1
Asian	9	4	7	5	3
American Indian	-	1	-	-	-
Pacific Islander	-	-	-	-	-
Multi-racial	6	4	4	1	2

DEPARTMENTS

JACKSON STATE UNIVERSITY
ENROLLMENT BY DEPARTMENT AND LEVEL
Fall 2012

DEPARTMENT/SCHOOL/COLLEGE	UNDERGRADUATE	GRADUATE	TOTAL
Accounting	262	40	302
Economics, Finance & General Business	369	88	457
Entrepreneurship & Professional Development	75	-	75
Management & Marketing	192	-	192
TOTAL, COLLEGE OF BUSINESS	898	128	1,026
Education	-	123	123
Educational Foundations & Leadership	-	65	65
Educational Technology	1	-	1
Health, Physical Education & Recreation	258	95	353
Higher Education	-	78	78
Elementary & Early Childhood Education	890	323	1,213
School, Community & Rehabilitation Counseling	-	120	120
Social & Cultural	36	-	36
Special Education	41	35	76
TOTAL, COLLEGE OF EDUCATION & HUMAN DEVELOPMENT	1,226	839	2,065
Art	109	-	109
Criminal Justice & Sociology	458	58	516
English & Modern Foreign Languages	113	34	147
History and Philosophy	58	22	80
Mass Communications	213	38	251
Music	146	11	157
Political Science	114	18	132
Psychology	234	41	275
Speech Communications	41	-	41
TOTAL, COLLEGE OF LIBERAL ARTS	1,486	222	1,708
Professional Interdisciplinary Studies	350	-	350
TOTAL, COLLEGE OF LIFELONG LEARNING	350	-	350
Communicative Disorders	77	35	112
Health Policy & Management	215	198	413
Public Policy & Administration	-	104	104
Social Work	367	180	547
Urban Studies	13	-	13
Urban & Regional Planning	-	71	71
TOTAL, COLLEGE OF PUBLIC SERVICE	672	588	1,260
Biology	783	90	873
Chemistry	137	54	191
Civil Engineering	161	-	161
Computer Engineering	244	-	244
Computer Science	147	31	178
Electrical Engineering	5	-	5
Graduate Engineering Program	-	26	26
Mathematics	65	13	78
Physics, Atmospheric Sciences & Geosciences	62	-	62
Technology	92	88	180
Telecommunication Engineering	7	-	7
TOTAL, COLLEGE OF SCIENCE, ENGINEERING & TECHNOLOGY	1,703	302	2,005
UNDECIDED MAJORS	340	65	405
TOTAL, UNIVERSITY	6675	2144	8819

JACKSON STATE UNIVERSITY
ENROLLMENT BY DEPARTMENT AND LEVEL
Fall 2013

DEPARTMENT/SCHOOL/COLLEGE	UNDERGRADUATE	GRADUATE	TOTAL
Accounting	279	34	313
Business Administration	322	80	402
Economics	24	-	24
Entrepreneurship & Professional Development	79	-	79
Finance	48	-	48
Management	124	-	124
Marketing	70	-	70
TOTAL, COLLEGE OF BUSINESS	946	114	1,060
Child Care and Family Education	878	317	1195
Education	-	214	214
Educational Technology (deleted)	1	-	-
Guidance and Counseling	-	67	67
Health, Physical Education & Recreation	260	99	359
Higher Education	-	76	76
Reading	-	15	15
Rehabilitation Counseling	-	57	57
Professional Interdisciplinary Studies	386	-	386
Social Science Education	41	-	41
Special Education	37	19	56
TOTAL, COLLEGE OF EDUCATION & HUMAN DEVELOPMENT	1,603	864	2,467
Art	122	-	122
Criminal Justice	475	76	551
English	112	36	148
History	63	23	86
Mass Communications	217	37	254
Music Education	133	16	149
Political Science	103	13	116
Psychology	262	38	300
Speech Communications	46	-	46
TOTAL, COLLEGE OF LIBERAL ARTS	1,533	239	1,772
Communicative Disorders	86	37	123
Health Care Administration	250	-	250
Public Health	-	216	216
Social Work	373	199	572
Public Administration	-	129	129
Urban & Regional Planning	-	66	66
Urban Studies	10	-	10
TOTAL	10	195	205
TOTAL, COLLEGE OF PUBLIC SERVICE	719	647	1,366
Biology	819	13	832
Chemistry	128	58	186
Civil Engineering	176	-	176
Computer Engineering	248	-	248
Computer Science	132	37	169
Electrical Engineering	36	-	36
Engineering	-	39	39
Mathematics	77	3	80
Physics, Atmospheric Sciences and Geosciences	62	38	100
Technology Education	103	129	232
Telecommunications Engineering	2	-	2
Science and Mathematics Teaching	-	8	8
TOTAL, COLLEGE OF SCIENCE, ENGINEERING & TECHNOLOGY	1,783	325	2,108
UNDECIDED MAJORS	318	43	361
TOTAL, UNIVERSITY	6902	2232	9134

JACKSON STATE UNIVERSITY
ENROLLMENT BY DEPARTMENT AND LEVEL
FALL 2014

DEPARTMENT/SCHOOL/COLLEGE	UNDERGRADUATE	GRADUATE	TOTAL
Accounting	273	35	308
Economics, Finance and General Business	405	85	490
Entrepreneurship and Professional Development	63	-	63
Management and Marketing	197	-	197
TOTAL, COLLEGE OF BUSINESS	938	120	1058
Community & Rehabilitation Counseling	-	135	135
Educational Foundations & Leadership	-	237	237
Educational Technology	-	-	-
Elementary and Early Childhood Education	891	317	1208
Health, Physical Education and Recreation	263	93	356
Higher Education	-	82	82
Professional Interdisciplinary Studies	429	-	429
Special Education	31	12	43
Social and Cultural Studies	29	-	29
TOTAL, School of Lifelong Learning	429	-	429
TOTAL, COLLEGE OF EDUCATION & HUMAN DEVELOPMENT	1643	876	2519
Art	142	-	142
English and Modern Foreign Languages	99	37	136
History and Philosophy	61	24	85
Mass Communications	216	32	248
Music	137	15	152
Political Science	99	9	108
Psychology	249	42	291
Sociology & Criminal Justice	460	54	514
Speech Communications	57	-	57
TOTAL, COLLEGE OF LIBERAL ARTS	1520	213	1733
Communicative Disorders	80	40	120
Health Care Administration	333	-	333
Health Policy & Management	-	216	216
Public Policy & Administration	-	164	164
Social Work	401	224	625
Urban & Regional Planning	-	71	71
Urban Studies	11	-	11
TOTAL, COLLEGE OF PUBLIC SERVICE	825	715	1540
Biology	926	48	974
Chemistry	144	62	206
Civil Engineering	189	-	189
Computer Engineering	231	-	231
Computer Science	140	33	173
Electrical Engineering	63	-	63
Engineering	-	46	46
Mathematics	84	16	100
Physics, Atmospheric Sciences & Geosciences	55	5	60
Technology	135	130	265
Telecommunications Engineering	1	-	1
TOTAL, COLLEGE OF SCIENCE, ENGINEERING & TECHNOLOGY	1968	340	2308
UNDECIDED MAJORS	305	45	350
TOTAL, UNIVERSITY	7199	2309	9508

JACKSON STATE UNIVERSITY
ENROLLMENT BY DEPARTMENT AND LEVEL
FALL 2015

DEPARTMENT / SCHOOL /COLLEGE	UNDERGRADUATE	GRADUATE	TOTAL
Accounting	296	29	325
Economics, Finance and General Business	430	64	494
Entrepreneurship and Small Business	86	-	86
Management and Marketing	234	-	234
TOTAL, COLLEGE OF BUSINESS	1046	93	1139
Educational Leadership	-	263	263
Elementary and Early Childhood Education	848	308	1156
Health, Physical Education and Recreation	276	111	387
Professional Interdisciplinary Studies	387	-	387
School, Community & Rehabilitation Counseling	-	121	121
Social and Cultural Studies	18	-	18
Special Education	25	6	31
Urban Higher Education	-	81	81
TOTAL, COLLEGE OF EDUCATION & HUMAN DEVELOPMENT	1554	890	2444
Art	139	-	139
Criminal Justice and Sociology	469	59	528
English and Modern Foreign Languages	112	25	137
History and Philosophy	64	30	94
Mass Communications	233	34	267
Music	163	17	180
Political Science	89	5	94
Psychology	303	38	341
Speech Communications	49	-	49
TOTAL, COLLEGE OF LIBERAL ARTS	1621	208	1829
Public Policy & Administration	-	170	170
Social Work	428	256	684
Urban & Regional Planning	14	71	85
TOTAL	14	241	255
TOTAL, COLLEGE OF PUBLIC SERVICE	442	497	939
Biology	992	51	1043
Chemistry and Biochemistry	157	60	217
Civil Engineering and Environmental Engineering	207	-	207
Computer Science	167	30	197
Electrical & Computer Engineering	339	65	404
Mathematics and Statistics	86	17	103
Physics, Atmospheric Sciences & Geosciences	64	-	64
Industrial Systems and Technology	130	138	268
TOTAL, COLLEGE OF SCIENCE, ENGINEERING & TECHNOLOGY	2142	361	2503
Communicative Disorders	90	41	131
Healthcare Administration	407	-	407
Health & Policy and Management	-	216	216
TOTAL, SCHOOL OF PUBLIC HEALTH INITIATIVE	497	257	754
Non-Degree Majors	53	21	74
Undecided Majors	120	-	120
TOTAL, UNIVERSITY	7475	2327	9802

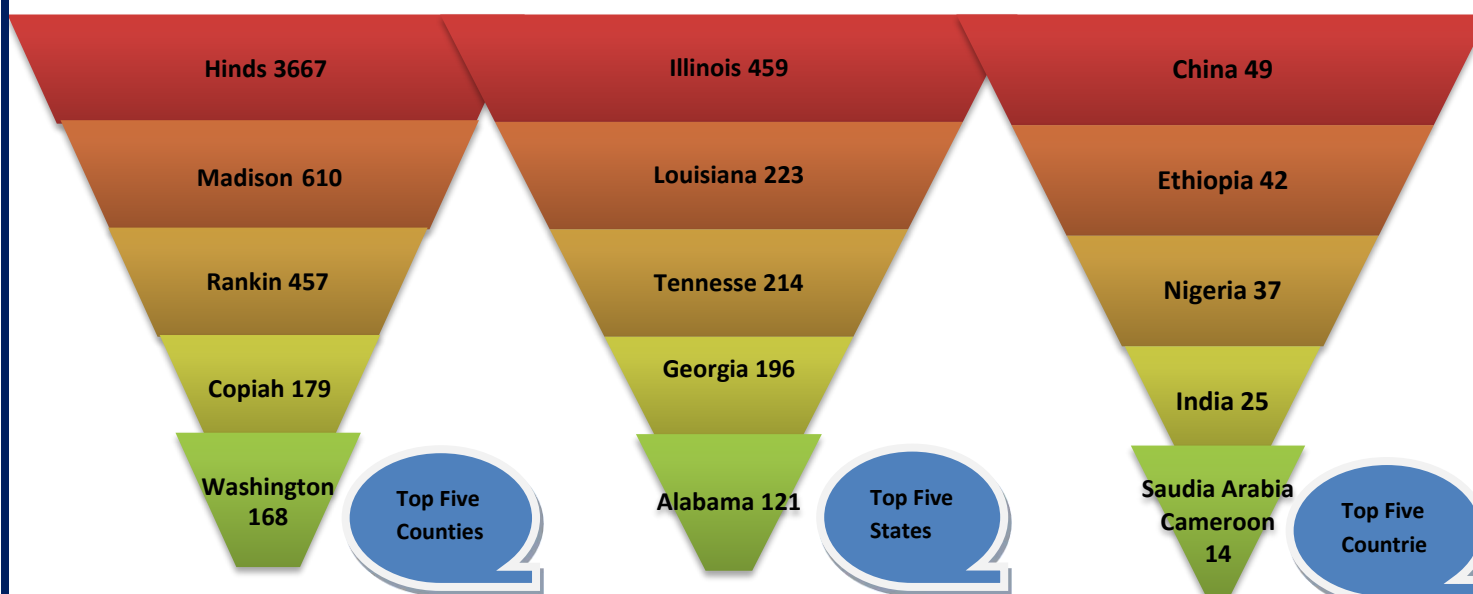
JACKSON STATE UNIVERSITY
ENROLLMENT BY DEPARTMENT AND LEVEL
FALL 2016

COLLEGE / DEPARTMENT	Undergraduate	Graduate	Total
Accounting	288	29	317
Economics, Finance and General Business	422	109	531
Entrepreneurship and Professional Development	80	0	80
Management and Marketing	241	0	241
TOTAL, COLLEGE OF BUSINESS	1031	138	1169
Community & Rehabilitation Counseling	0	130	130
Educational Foundations & Leadership	0	282	282
Elementary and Early Childhood Education	838	329	1167
Health, Physical Education and Recreation	253	103	356
Professional Interdisciplinary Studies	369	0	369
Social and Cultural Studies	15	0	15
Special Education	26	3	29
Urban Higher Education	0	84	84
TOTAL, COLLEGE OF EDUCATION & HUMAN DEVELOPMENT	1501	931	2432
Art	141	0	141
Criminal Justice & Sociology	464	34	498
English and Modern Foreign Languages	99	16	115
History and Philosophy	50	31	81
Music	149	14	163
Political Science	105	3	108
Psychology	261	34	295
Speech Communications	55	0	55
TOTAL, COLLEGE OF LIBERAL ARTS	1324	132	1456
Public Policy & Administration	0	169	169
Social Work	441	259	700
Urban & Regional Planning	13	69	82
TOTAL, COLLEGE OF PUBLIC SERVICE	454	497	951
Biology	1074	62	1136
Chemistry & Biochemistry	166	50	216
Civil & Environmental Engineering	212	0	212
Computer Science	167	19	186
Electrical & Computer Engineering	331	90	421
Industrial Systems and Technology	145	111	256
Mathematics and Statistical Sciences	81	17	98
Physics, Atmospheric Sciences & Geoscience	73	0	73
TOTAL, COLLEGE OF SCIENCE, ENGINEERING & TECHNOLOGY	2249	349	2598
Mass Communications	239	30	269
SCHOOL OF JOURNALISM & MEDIA STUDIES	239	30	269
Communicative Disorders	86	35	121
Healthcare Administration	462	0	462
Public Health Program	0	197	197
TOTAL, SCHOOL OF PUBLIC HEALTH INITIATIVE	548	232	780
Non-Degree Majors	0	10	10
Undecided Majors	146	0	146
TOTAL	146	10	156
TOTAL, UNIVERSITY	7492	2319	9811

HOUSING & **RESIDENCY**

JACKSON STATE UNIVERSITY ENROLLMENT OF ON-CAMPUS STUDENTS Fall 2016		
FEMALE DORMITORIES	Designed Capacity	Housed
Alexander West Hall	267	260
Campbell South	222	218
McAllister/Whiteside	488	471
Transitional Hall	441	434
TOTAL	1418	1383
University Pointe (male and female)	525	514
TOTAL	525	514
MALE DORMITORIES	Designed Capacity	Housed
Campbell North	206	204
John W. Dixon	303	290
Tiger Plaza	229	170
Tiger Pointe	132	126
TOTAL	870	790
GRAND TOTAL	2813	2687
	Total Enrollment	Total Housed
	9811	2687

JACKSON STATE UNIVERSITY ENROLLMENT BY RESIDENCY Fall 2016



JACKSON STATE UNIVERSITY
ENROLLMENT OF MISSISSIPPI STUDENTS BY COUNTIES
5-YEAR TREND

COUNTY	Fall 2012	Fall 2013	Fall 2014	Fall 2015	Fall 2016
Adams	45	58	73	77	77
Alcorn	7	5	5	5	9
Amite	13	10	12	9	9
Attala	54	57	54	42	38
Benton	5	2	3	4	1
Bolivar	70	66	69	81	82
Calhoun	7	7	5	6	7
Carroll	6	3	9	12	17
Chickasaw	7	8	11	10	5
Choctaw	7	7	6	9	9
Claiborne	37	35	44	40	41
Clarke	5	6	8	9	6
Clay	17	15	23	22	20
Coahoma	43	48	70	70	67
Copiah	189	186	198	200	179
Covington	30	23	22	17	16
Desoto	61	55	56	68	78
Forrest	46	45	41	40	59
Franklin	14	13	12	11	10
George	-	2	2	2	4
Greene	-	-	-	-	1
Grenada	32	25	21	15	12
Hancock	4	1	3	3	2
Harrison	43	47	41	58	68
Hinds	3934	3995	4002	3908	3667
Holmes	162	161	143	142	134
Humphreys	44	50	39	46	35
Issaquena	1	1	0	2	4
Itawamba	4	4	6	7	6
Jackson	56	58	60	61	71
Jasper	34	34	29	37	31
Jefferson	30	25	32	43	39
Jefferson Davis	26	34	41	39	36
Jones	28	18	22	27	22
Kemper	13	16	11	5	5
Lafayette	12	11	10	10	14
Lamar	4	7	7	7	10
Lauderdale	53	55	61	64	65
Lawrence	27	32	25	26	26
Leake	70	77	93	85	79
Lee	24	23	18	21	20
Leflore	84	94	100	110	111

JACKSON STATE UNIVERSITY
ENROLLMENT OF MISSISSIPPI STUDENTS BY COUNTIES
5-YEAR TREND

COUNTY	Fall 2012	Fall 2013	Fall 2014	Fall 2015	Fall 2016
Lincoln	58	56	64	69	73
Lowndes	22	20	21	24	36
Madison	579	639	652	633	610
Marion	19	26	23	23	23
Marshall	13	12	13	16	23
Monroe	6	13	6	6	7
Montgomery	10	12	9	10	11
Neshoba	33	34	33	21	22
Newton	24	29	28	28	25
Noxubee	21	15	15	13	12
Oktibbeha	16	20	15	18	23
Panola	21	20	26	32	29
Pearl River	9	7	6	3	5
Perry	1	1	2	1	2
Pike	80	97	95	102	114
Pontotoc	6	3	3	3	3
Prentiss	1	1	1	1	3
Quitman	14	15	15	15	16
Rankin	461	474	487	485	457
Scott	72	71	71	74	64
Sharkey	13	19	18	22	22
Simpson	72	78	93	97	100
Smith	9	6	9	6	5
Stone	17	12	10	9	11
Sunflower	42	36	48	41	40
Tallahatchie	17	16	16	27	23
Tishomingo	-	-	-	-	1
Tate	2	5	7	7	7
Tippah	-	2	2	1	-
Tunica	22	28	28	26	27
Union	2	3	3	2	-
Walthall	16	14	10	17	16
Warren	154	162	143	163	160
Washington	105	121	140	142	168
Wayne	5	9	10	12	9
Webster	2	2	2	1	1
Wilkinson	25	16	21	20	16
Winston	24	22	17	14	17
Yalobusha	9	6	10	9	10
Yazoo	118	115	131	138	133
Unknown	-	2	-	-	-
TOTAL	7465	7658	7790	7781	7516

JACKSON STATE UNIVERSITY
ENROLLMENT OF STUDENTS BY STATES AND U.S. TERRITORIES
5-YEAR TREND

STATE	Fall 2012	Fall 2013	Fall 2014	Fall 2015	Fall 2016
Alabama	75	88	92	109	121
Alaska	-	-	-	-	-
Arizona	14	12	11	10	9
Arkansas	29	29	40	67	77
California	34	43	53	65	62
Colorado	2	6	8	13	14
Connecticut	3	1	2	-	1
Delaware	-	-	1	1	2
District of Columbia	1	1	3	3	1
Florida	42	41	54	51	44
Georgia	128	145	153	193	196
Hawaii	-	1	1	3	3
Idaho	-	-	-	1	2
Illinois	224	243	278	358	459
Indiana	18	24	29	50	44
Iowa	3	1	1	5	4
Kansas	2	3	6	10	9
Kentucky	5	1	6	5	2
Louisiana	133	141	164	169	223
Maine	-	-	-	-	-
Maryland	7	12	17	22	24
Massachusetts	-	-	1	1	1
Michigan	63	61	61	72	71
Minnesota	12	11	5	5	11
Mississippi	7465	7658	7790	7781	7516
Missouri	39	41	58	77	103
Montana	-	-	-	-	-
Nebraska	-	-	2	2	2
Nevada	4	4	8	6	7
New Hampshire	-	-	-	-	-
New Jersey	4	10	12	9	6
New Mexico	-	2	5	-	1
New York	4	5	-	7	5
North Carolina	10	7	11	16	19
North Dakota	-	-	-	-	-
Ohio	17	16	21	22	28
Oklahoma	9	10	16	15	15
Oregon	3	3	3	2	4
Pennsylvania	6	4	3	2	3
Rhode Island	-	-	-	-	-
Puerto Rico	-	-	5	6	7
South Carolina	4	10	10	9	10
South Dakota	-	-	-	-	-
Tennessee	149	153	170	196	214
Texas	94	96	93	99	100
Citizen Outside the U.S.	-	-	-	1	1
Utah	1	-	-	-	1
Vermont	-	-	-	-	-
Virgin Islands of U.S.	-	2	3	8	8
Virginia	6	4	7	10	9
Washington	-	2	3	8	8
West Virginia	-	1	1	3	4
Wisconsin	24	24	34	29	35
Wyoming	-	-	-	-	-
Unknown	-	-	-	-	0
TOTAL	1174	1258	1449	1732	1963

JACKSON STATE UNIVERSITY
ENROLLMENT OF STUDENTS BY FOREIGN COUNTRIES
5-YEAR TREND

COUNTRY	Fall 2012	Fall 2013	Fall 2014	Fall 2015	Fall 2016
Algeria	2	1	2	2	1
Angola	1	-	-	-	-
Argentina	-	-	1	1	1
Armenia	-	-	-	1	1
Aruba	1	-	1	-	-
Australia	2	1	3	3	1
Austria	-	-	-	-	-
Bahamas	4	6	7	9	9
Bahrain	-	-	-	-	-
Bangladesh	11	10	9	6	11
Barbados	4	4	2	4	3
Belize	-	1	1	-	1
Bermuda	-	-	-	-	2
Brazil	2	7	-	3	5
Bulgaria	-	-	-	-	1
Cambodia	-	-	-	-	-
Cameroon	4	5	5	11	14
Canada	2	5	10	9	11
Chile	1	1	-	-	1
China	42	28	41	47	49
Colombia	2	4	5	7	8
Congo	-	-	1	1	1
Costa Rica	-	-	-	-	-
Cote d'Ivoire	-	-	-	1	1
Cuba	-	-	-	-	-
Czech Republic	-	-	-	-	-
Democratic Republic	-	-	1	-	-
Dominican Republic	1	1	1	1	1
Ecuador	1	1	2	1	1
Egypt	1	1	-	1	1
El Salvador	-	-	1	2	1
Ethiopia	12	31	40	38	42
Finland	-	-	-	-	1
France	-	-	-	-	-
Gambia	-	1	2	1	1
Germany	-	1	1	1	1
Ghana	2	1	-	4	10
Greece	-	-	1	1	2
Grenada	-	-	1	-	1
Guadeloupe	-	-	-	1	1
Haiti	1	2	1	3	3
Herd & McDonald	-	1	-	-	-
India	18	25	34	36	25
Iran	7	7	9	8	8
Israel	-	1	-	-	-
Italy	-	-	1	-	-
Jamaica	2	1	1	1	3
Japan	2	-	-	-	-
Jordan	1	3	3	3	3
Kenya	4	6	2	2	1

JACKSON STATE UNIVERSITY
ENROLLMENT OF STUDENTS BY FOREIGN COUNTRIES (continued)
5-YEAR TREND

COUNTRY	Fall 2012	Fall 2013	Fall 2014	Fall 2015	Fall 2016
Lebanon	-	-	-	-	2
Liberia	-	-	1	-	-
Malaysia	1	1	-	-	-
Mexico	-	1	-	2	3
Mongolia	-	-	-	-	-
Morocco	1	-	1	2	2
Namibia (Africa)	-	-	-	1	2
Nepal	1	2	3	3	2
Netherlands	-	1	1	2	2
Nicaragua	1	1	1	1	2
Nigeria	10	18	22	24	37
Oman	-	-	-	-	-
Pakistan	1	1	-	-	-
Philippines	-	-	-	1	-
Portugal	-	-	-	1	-
Peru	-	-	1	-	-
Puerto Rico	-	2	-	-	-
Rhode Island	-	-	-	-	-
Russia	-	-	1	1	1
Rwanda	1	2	1	1	-
Saudi Arabia	3	6	6	5	-
Senegal	1	1	-	1	1
Serbia & Montenegro	-	-	1	1	-
Singapore	-	-	1	2	2
Somalia	-	1	-	-	-
South Africa	3	3	1	1	3
Spain	-	-	2	2	-
St. Lucia	1	1	1	1	1
Saint Vincent & Grenadines	-	1	1	2	1
Sudan	1	2	3	3	6
Sweden	1	1	-	1	-
Syria	1	-	-	-	-
Taiwan	1	1	1	1	2
Tajikistan	-	-	-	-	-
Tanzania	2	2	2	3	2
Thailand	-	-	2	1	-
Togo	-	-	1	1	-
Trinidad and Tobago	1	1	1	2	1
Tunisia	1	2	2	1	-
Turkey	1	1	2	2	1
Turkmenistan	1	1	1	-	-
Uganda	-	-	-	1	2
Ukraine	1	3	5	5	4
United Arab Emirates	1	-	1	-	-
United Kingdom	2	2	2	-	2
Venezuela	2	2	3	2	4
Vietnam	-	-	-	1	2
Virgin Islands of the US	-	2	-	-	-
Yugoslavia	1	1	-	-	-
Yemen	1	-	2	2	4
Zambia	2	3	1	-	-
Zaire	-	-	-	-	-
Zimbabwe	-	-	-	-	-
Unknown	-	2	6	-	-
Total	177	218	269	289	332

CREDIT HOURS

PRODUCTION

JACKSON STATE UNIVERSITY
CREDIT HOURS PRODUCTION BY COLLEGE
DEPARTMENT AND LEVEL
FALL 2012

DEPARTMENT/SCHOOL/COLLEGE	Intermediat	Low	Uppe	Graduat	TOTA
Accounting	33	684	1002	240	1959
Economics, Finance & General Business	-	-	1071	264	2517
Entrepreneurship & Professional Development	-	315	897	-	1212
Management & Marketing	-	-	1845	598	2443
TOTAL, COLLEGE OF BUSINESS	33	218	4815	1102	8131
Educational Leadership	-	536	324	1499	2359
Educational Technology	-	-	486	-	486
Urban Higher Education	-	-	-	444	444
School, Community & Rehabilitation Counseling	-	66	294	1056	1416
TOTAL, School of Administrative Leadership	-	602	1104	2999	4705
Elementary & Early Childhood Education	501	-	741	1277	4022
Health, Physical Education & Recreation	-	-	-	651	4186
Social & Cultural Studies	-	-	621	-	1716
Special Education	-	-	666	267	933
TOTAL, School of Instructional Leadership	501	454	3612	2204	10857
Professional Interdisciplinary Studies	183	-	1239	-	2856
TOTAL, School of Lifelong Learning	183	-	1239	0	2856
TOTAL, COLLEGE OF EDUCATION & HUMAN DEVELOPMENT	684	-	5955	5203	18418
English & Modern Foreign Languages	453	-	738	304	9371
Mass Communications	-	222	630	180	1032
Speech Communications	-	-	336	-	1887
TOTAL, School of Communications	453	-	-	484	12290
Art	-	-	495	-	1656
Music	44	-	401	66	2651
TOTAL, School of Fine and Performing Arts	44	-	896	66	4307
Criminal Justice & Sociology	-	-	-	302	3208
History and Philosophy	-	-	-	167	5274
Political Science	-	780	816	97	1693
Psychology	-	-	604	407	2253
TOTAL, School of Social and Behavioral Sciences	0	-	4702	973	12428
TOTAL, COLLEGE OF LIBERAL ARTS	497	1970	7302	1523	29025
Public Policy & Administration	-	-	-	580	580
Urban & Regional Planning	-	-	33	368	401
Urban Studies	-	27	-	-	27
TOTAL, School of Policy & Planning	-	27	33	948	1008
Communicative Disorders	-	140	378	363	881
Health Policy & Management	-	-	-	1425	2515
TOTAL, School of Public Health	-	140	1468	1788	3396
Social Work	-	942	-	1470	4033
TOTAL, School of Social Work	-	942	1621	1470	4033
TOTAL, COLLEGE OF PUBLIC SERVICE	-	110	312	4206	8437
Engineering	-	-	-	-	0
Civil Engineering	-	324	403	118	845
Computer Engineering	-	350	718	90	1158
Computer Science	-	-	309	178	2401
Telecommunication Engineering	-	-	-	-	0
Graduate Engineering Program	-	-	-	-	0
TOTAL, School of Engineering	-	258	1430	386	4404
Biology	-	336	-	298	4741
Chemistry	-	161	385	553	2557
Mathematics	723	379	846	180	5546
Physics, Atmospheric Sciences & Geosciences	-	226	415	54	2732
Technology	-	206	628	627	1461
TOTAL, School of Science & Technology	723	1124	3355	1712	17037
TOTAL, COLLEGE OF SCIENCE, ENGINEERING & TECHNOLOGY	723	1383	4785	2098	21441
University College	-	195	-	-	195
Aerospace Studies	-	-	-	-	0
Military Science	-	-	-	-	0
TOTAL, OTHERS	0	195	0	0	195
TOTAL, UNIVERSITY	1937	43599	25979	14132	85647

JACKSON STATE UNIVERSITY
CREDIT HOURS PRODUCTION BY COLLEGE
DEPARTMENT AND LEVEL
Fall 2013

Department/School/College	Developmental	Lower	Upper	Graduate	Doctoral	Total
Accounting	-	678	975	189	39	1881
Economics, Finance & General Business	-	1239	1161	147	48	2595
Entrepreneurship & Professional Development	-	297	624	-	-	921
Management & Marketing	-	-	2454	381	99	2934
TOTAL, College of Business	0	2214	5214	717	186	8331
Educational Foundations & Leadership	-	-	90	1057	705	1852
Educational Technology	-	-	522	-	-	522
Urban Higher Education	-	-	-	-	489	489
School, Community & Rehabilitation Counseling	0	-	303	1112	-	1415
TOTAL, School of Administrative Leadership	0	-	915	2169	1194	4278
Elementary and Early Childhood Education	-	1377	1176	1048	201	3802
Health, Physical Education & Recreation	-	2205	1320	585	-	4110
Social & Cultural Studies	-	1203	453	-	-	1656
Special Education	-	-	564	210	-	774
TOTAL, School of Instructional Leadership	0	4785	3513	1843	201	10342
Professional Interdisciplinary Studies	-	297	1101	-	-	1398
TOTAL, School of Lifelong Learning	-	297	1101	-	-	1398
TOTAL, College of Education & Human Development	-	5082	5529	4012	1395	16018
English & Modern Foreign Languages	-	8703	576	321	-	9600
Mass Communications	-	210	603	185	-	998
Speech	-	1971	381	-	-	2352
TOTAL, School of Communications	0	10884	1560	506	0	12950
Art	-	1323	474	-	-	1797
Music	108	2411	350.5	108	-	2977.5
TOTAL, School of Fine and Performing Arts	108	3734	824.5	108	0	4774.5
Criminal Justice & Sociology	-	957	2856	402	-	4215
History & Philosophy	-	4335	1776	174	-	6285
Political Science	-	807	423	67	-	1297
Psychology	-	1836	639	0	328	2803
Military Science	-	151	120	-	-	271
TOTAL, School of Social and Behavioral Sciences	0	8086	5814	643	328	14871
TOTAL, College of Liberal Arts	108	22704	8198.5	1257	328	32595.5
Communicative Disorders	-	156	423	422	-	1001
Health Care Administration	-	-	1342	-	-	1342
Public Health Science	-	-	-	1019	460	1479
TOTAL, School of Health Sciences	0	156	1765	1441	460	3822
Social Work	-	807	1931	1585	202	4525
TOTAL, School of Social Work	0	807	1931	1585	202	4525
Public Policy & Administration	-	-	-	404	279	683
Urban & Regional Planning	-	-	43	132	258	433
Urban Studies	-	33	-	0	0	33
TOTAL	0	33	43	536	537	1149
TOTAL, College of Public Service	0	996	3739	3562	1199	9496
Engineering	-	-	-	-	-	0
Civil Engineering	-	243	580	183	-	1006
Computer Engineering	-	-	-	-	-	0
Computer Science	-	1514	324	222	-	2060
Electrical and Computer Engineering	-	435	715	189	-	1339
Telecommunications Engineering Program	-	131	189	-	-	320
Graduate Engineering Program	-	-	-	-	-	0
TOTAL, School of Engineering	0	2323	1808	594	0	4725
Aerospace Studies	-	43	12	-	-	55
Biology	-	4342	985	228	144.5	5699.5
Chemistry	-	1819	376	57	574	2826
Mathematics and Statistical Sciences	-	4000	657	84	-	4741
Physics, Atmospheric & Geosciences	-	1629.5	413.5	3	-	2046
Technology	-	131	503	649	-	1283
TOTAL, School of Sciences & Technology	0	11964.5	2946.5	1021	718.5	16650.5
TOTAL, College of Science, Engineering & Technology	0	14287.5	4754.5	1615	718.5	21375.5
University College	2388	2905	504	3	-	5800
TOTAL, University	2496.00	48189	27939	11166	3827	93616

JACKSON STATE UNIVERSITY
CREDIT HOURS PRODUCTION BY COLLEGE
DEPARTMENT AND LEVEL
Fall 2014

Department/School/College	Developmental	Intermediate	Lower	Upper	Graduate	Doctoral	Total
Accounting	-	-	672	915	222	27	1836
Economics, Finance & General Business	-	-	1320	1257	99	24	2700
Entrepreneurship & Professional Development	-	-	255	591	0	0	846
Management & Marketing	-	-	-	2490	348	65	2903
TOTAL, College of Business	0	0	2247	5253	669	116	8285
Educational Technology	-	-	-	441	0	0	441
Educational Foundation & Leadership	-	-	-	72	1161	885	2118
School, Community & Rehabilitation Counseling	-	-	-	201	1234	0	1435
Urban Higher Education	-	-	-	0	0	521	521
TOTAL, School of Administrative Leadership	0	0	0	714	2395	1406	4515
Elementary and Early Childhood Education	-	-	1596	918	819	168	3501
Health, Physical Education & Recreation	-	-	2624	1389	619	0	4632
Special Education	-	-	-	546	120	-	666
Social & Cultural Studies	-	-	1164	507	0	0	1671
TOTAL, School of Instructional Leadership	0	0	5384	3360	1558	168	10470
Professional Interdisciplinary Studies	-	-	930	891	-	-	1821
TOTAL, School of Lifelong Learning	-	-	930	891	0	0	1821
TOTAL, College of Education & Human Development	0	0	6314	4965	3953	1574	16806
English & Modern Foreign Languages	-	-	8493	585	266	-	9344
Mass Communications	-	-	204	669	109	-	982
Speech & Theatre	-	-	2175	357	0	-	2532
TOTAL, School of Communications	0	0	10872	1611	375	0	12858
Art	-	-	1368	516	0	-	1884
Music	-	-	2391.5	233	108	-	2732.5
TOTAL, School of Fine and Performing Arts	0	0	3759.5	749	108	0	4616.5
Criminal Justice & Sociology	-	-	1233	2514	287	0	4034
History & Philosophy	-	-	4236	1593	226	0	6055
Military Science	-	-	156	112	0	0	268
Political Science	-	-	867	366	52	0	1285
Psychology	-	-	1992	526	3	344	2865
TOTAL, School of Social and Behavioral Sciences	0	0	8484	5111	568	344	14507
TOTAL, College of Liberal Arts	0	0	23115.5	7471	1051	344	31981.5
Communicative Disorders	-	-	138	348	381	0	867
Health Care Administration	-	-	0	1689	0	0	1689
Public Health Science	-	-	0	0	692	404	1096
Total, School of Health Sciences	0	0	138	2037	1073	404	3652
Social Work	-	-	1275	1632	1824	143	4874
Total, School of Social Work	0	0	1275	1632	1824	143	4874
Public Policy & Administration	-	-	0	0	482	420	902
Urban & Regional Planning	-	-	-	63	180	239	482
Urban Studies	0	0	66	0	0	0	66
TOTAL	0	0	66	63	662	659	1450
TOTAL, College of Public Service	0	0	1479	3732	3559	1206	9976
Civil Engineering	-	-	254	700	221	-	1175
Computer Engineering	-	-	0	539	186	-	725
Computer Science	-	-	1330	366	333	-	2029
General Engineering	-	-	432	0	0	-	432
Telecommunication Engineering	-	-	143	128	0	-	271
Graduate Engineering Program	-	-	-	-	-	-	0
TOTAL, School of Engineering	0	0	2159	1733	740	0	4632
Aerospace Studies	-	-	44	16	0	0	60
Biology	-	-	4485	1233	242	177.5	6137.5
Chemistry	-	-	2017	322	56	546.5	2941.5
Mathematics and Statistical Science	-	-	4056	564	111	0	4731
Physics, Atmospheric & Geosciences	-	-	1801.5	298.5	9	0	2109
Technology	-	-	162	441	729	0	1332
TOTAL, School of Sciences & Technology	0	0	12565.5	2874.5	1147	724	17311
TOTAL, College of Science, Engineering & Technology	0	0	14724.5	4607.5	1887	724	21943
University College	2421	717	2482	471	-	-	6091
TOTAL, University	2421	717	50362	26500	11119	3964	95083

JACKSON STATE UNIVERSITY
CREDIT HOURS PRODUCTION BY COLLEGE
DEPARTMENT AND LEVEL
Fall 2015

Department/School/College	Intermediate	Lower	Upper	Graduate	Doctoral	TOTAL
Accounting	-	768	834	153	33	1788
Economics, Finance & General Business	-	1644	1146	84	39	2913
Entrepreneurship & Professional Development	-	803	615	0	0	1418
Management & Marketing	-	0	2163	252	65	2480
TOTAL, College of Business	-	3215	4758	489	137	8599
Educational Technology	-	0	408	0	0	408
Educational Foundation & Leadership	-	0	213	1136	907	2256
School, Community & Rehabilitation Counseling	-	0	273	1120	0	1393
Urban Higher Education	-	0	0	0	381	381
TOTAL, School of Administrative Leadership	-	0	894	2256	1288	4438
Elementary and Early Childhood Education	-	1362	1125	1039	136	3662
Health, Physical Education & Recreation	-	2677	1331	640	0	4648
Social & Cultural Studies	-	1383	507	0	0	1890
Special Education	-	0	480	111	0	591
TOTAL, School of Instructional Leadership	-	5422	3443	1790	136	10791
Professional Interdisciplinary Studies	-	636	801	0	0	1437
TOTAL, School of Lifelong Learning	-	636	801	0	0	1437
TOTAL, College of Education & Human Development	-	6058	5138	4046	1424	16666
English & Modern Foreign Languages	-	8169	573	217	0	8959
Mass Communications	-	273	798	108	0	1179
Speech & Theatre	-	1899	375	0	0	2274
TOTAL, School of Communications	-	10341	1746	325	0	12412
Art	-	1443	585	0	0	2028
Music	-	2376.5	336.5	95	0	2808
TOTAL, School of Fine and Performing Arts	-	3819.5	921.5	95	0	4836
Criminal Justice & Sociology	-	1074	2154	293	0	3521
History & Philosophy	-	4302	1773	143	0	6218
Military Science	-	123	172	0	0	295
Political Science	-	867	363	30	0	1260
Psychology	-	2043	712	3	315	3073
TOTAL, School of Social and Behavioral Sciences	-	8409	5174	469	315	14367
TOTAL, College of Liberal Arts	-	22569.5	7841.5	889	315	31615
Public Policy & Administration	-	0	0	490	401	891
Urban & Regional Planning	-	75	94	133	231	533
TOTAL	-	75	94	623	632	1424
Social Work	-	1194	1895	2276	129	5494
TOTAL, School of Social Work	-	1194	1895	2276	129	5494
TOTAL, College of Public Service	-	1269	1989	2899	761	6918
Civil and Environmental Engineering	-	260	746	201	16	1223
Computer Science	-	1831	258	307	0	2396
Electrical & Computer Engineering	-	499	676	141	0	1316
TOTAL, School of Engineering	-	2590	1680	649	16	4935
Aerospace Science	-	84	28	0	0	112
Biology	-	4773	1231	206	109.5	6319.5
Chemistry	-	2324	432.5	94	277	3127.5
Mathematics and Statistical Science	-	4574	570	138	0	5282
Physics, Atmospheric & Geosciences	-	1995.5	306.5	0	0	2302
Technology	-	411	504	651	0	1566
TOTAL, School of Sciences & Technology	-	14161.5	3072	1089	386.5	18709
TOTAL, College of Sciences, Engineering & Technology	-	16751.5	4752	1738	402.5	23644
Behavioral & Environmental Health	-	0	0	195	15	210
Communicative Disorders	-	153	504	409	0	1066
Epidemiology & Biostatistics	-	0	0	129	184	313
Health Policy & Management	-	0	0	182	21	203
Health Care Administration	-	0	1951	0	0	1951
Public Health Science	-	0	0	237	139	376
TOTAL, School of Public Health Initiative	0	153	2455	1152	359	4119
University College	2889	1992	525	0	0	5406
TOTAL, University	2889	52008	27458	11213	3398	96967

JACKSON STATE UNIVERSITY
CREDIT HOURS PRODUCTION BY COLLEGE
DEPARTMENT AND LEVEL
Fall 2016

Department/College	Intermediate	Lower	Upper	Graduate	Doctoral	Total
Accounting	0	816	831	324	21	1992
Economics, Finance & General Business	0	1788	1296	135	12	3231
Entrepreneurship & Professional Development	0	663	528	0	0	1191
Management & Marketing	0	0	2646	471	97	3214
Total, College of Business	0	3267	5301	930	130	9628
Educational Foundation & Leadership	0	0	0	1449	648	2097
Educational Technology	0	0	417	0	0	417
Elementary and Early Childhood Education	0	1854	1260	1056	141	4311
Health, Physical Education & Recreation	0	2545	1367	547	0	4459
Professional Interdisciplinary Studies	0	624	968	0	0	1592
School, Community & Rehabilitation Counseling	0	0	264	1327	0	1591
Social & Cultural Studies	0	1035	396		0	1431
Special Education	0	0	417	93	0	510
Urban Higher Education	0	0	0	0	399	399
Total, College of Education & Human Development	0	6058	5089	4472	1188	16807
Art	0	1482	513	0	0	1995
Criminal Justice & Sociology	0	843	1914	179	0	2936
English & Modern Foreign Languages	0	8157	513	193	0	8863
History & Philosophy	0	4245	1632	147	0	6024
Military Science	0	131	239	0	0	370
Music	0	2408	322	107	0	2837
Political Science	0	798	393	9	0	1200
Psychology	0	1767	602	6	266	2641
Speech & Theatre	0	1805	450	0	0	2255
Total, College of Liberal Arts	0	21636	6578	641	266	29121
Public Policy & Administration	0	0	0	386	378	764
Social Work	0	1140	2124	2238	142	5644
Urban & Regional Planning	0	138	70	132	192	532
Total, College of Public Service	0	1278	2194	2756	712	6940
Aerospace Science	0	78	37	0	0	115
Biology	0	4627	1449	295	149	6520
Chemistry	0	2124	419	90	203.5	2836.5
Civil and Environmental Engineering	0	342	932	182	24	1480
Computer Science	0	2095	297	385	0	2777
Electrical & Computer Engineering	0	530	934	204	0	1668
Mathematics and Statistical Science	0	4130	696	144	0	4970
Physics, Atmospheric & Geosciences	0	2086.5	324	0	0	2410.5
Technology	0	297	671	418	0	1386
Total, College of Science, Engineering & Technology	0	16309.5	5759	1718	376.5	24163
Mass Communications	0	204	960	129	0	1293
Total, School of Journalism and Media Studies	0	204	960	129	0	1293
Behavioral & Environmental Health	0	0	0	183	30	213
Communicative Disorders	0	135	396	401	0	932
Epidemiology & Biostatistics	0	0	0	186	122	308
Health Policy & Management	0	0	0	192	15	207
Health Care Administration	0	0	2391	0	0	2391
Public Health Science	0	0	0	207	126	333
Total, School of Public Health Initiative	0	135	2787	1169	293	4384
University College	2741	1901	714	0	0	5356
Total, University	2,741.00	50,788.50	29,382.00	11,815.00	2,965.50	97,692.00

JACKSON STATE UNIVERSITY

Credit Hours Production By College and Department

5-Year Trend

DEPARTMENT/SCHOOL/COLLEGE	2012	2013	2014	2015	2016
Accounting	1959	1881	1836	1788	1992
Economics, Finance & General Business	2517	2595	2700	2913	3231
Entrepreneurship & Professional Development	1212	921	846	1418	1191
Management & Marketing	2443	2934	2903	2480	3214
TOTAL, COLLEGE OF BUSINESS	8131	8331	8285	8599	9628
Educational Technology	2359	1852	441	408	417
Educational Foundations & Leadership	486	522	2118	2256	2097
School, Community & Rehabilitation Counseling	444	489	1435	1393	1591
Urban Higher Education	1416	1415	521	381	399
TOTAL, School of Administrative Leadership	4705	4278	4515	4438	4504
Elementary & Early Childhood Education	4022	3802	3501	3662	4311
Health, Physical Education & Recreation	4186	4110	4632	4648	4459
Social & Cultural	1716	1656	1671	1890	1431
Special Education	933	774	666	591	510
TOTAL, School of Instructional Leadership	10857	10342	10470	10791	10711
Professional Interdisciplinary Studies	2856	-	1821	1437	1592
TOTAL, (College) School of Lifelong Learning	2856	-	1821	1437	-
TOTAL, COLLEGE OF EDUCATION & HUMAN DEVELOPMENT	18418	16018	16806	16666	16807
English & Modern Foreign Languages	9371	9600	9344	8959	8863
Mass Communications	1032	998	982	1179	-
Speech Communication	1887	2352	2532	2274	2255
TOTAL, School of Communications	12290	12950	12858	12412	-
Art	1656	1797	1884	2028	1995
Music	2651	2977.5	2732.5	2808	2837
TOTAL, School of Fine and Performing Arts	4307	4774.5	4616.5	4836	-
Criminal Justice & Sociology	3208	4215	4034	3521	2936
History and Philosophy	5274	6285	6055	6218	6024
Political Science	-	1297	1285	295	1200
Psychology	1693	2803	2865	1260	2641
Military Science	0	271	268	3073	370
TOTAL, School of Social and Behavioral Sciences	12428	14871	14507	14367	-
TOTAL, COLLEGE OF LIBERAL ARTS	29025	32596	31982	31615	29121
Public Policy & Administration	580	683	902	891	764
Urban & Regional Planning & Urban Studies	428	466	548	533	532
TOTAL, School of Policy & Planning	1008	--	--	1424	-
Communicative Disorders	881	1001	867	-	-
Healthcare Administration	-	1342	1689	-	-
Public Health Sciences	-	1479	1096	-	-
TOTAL, School of Health Sciences	3396	4971	3652	-	-
Social Work	4033	4525	4874	5494	5644
TOTAL, School of Social Work	4033	4525	4874	5494	5644
TOTAL, COLLEGE OF PUBLIC SERVICE	8437	9496	9976	6918	6940
General Engineering	-	0	-	-	-
Civil Engineering	845	1006	1175	1223	1480
Electrical & Computer Engineering	1158	0	725	-	1668
Computer Science	2401	2060	2029	2396	2777
Electrical Engineering	-	1339	-	1316	-
Telecommunications Engineering	-	320	271	-	-
TOTAL, School of Engineering	4404	4725	4632	4935	-
Aerospace Studies	-	55	60	112	115
Biology	4741	5699.5	6137.5	6319.5	6520
Chemistry	2557	2826	2941.5	3127.5	2836.5
Mathematics and Statistical Sciences	5546	4741	4731	5282	4970
Physics, Atmospheric Sciences & Geosciences	2732	2046	2109	2302	2410.5
Technology	1461	1283	1332	1566	1386
TOTAL, School of Science & Technology	17037	16650.5	17311	18709	-
TOTAL, COLLEGE OF SCIENCE, ENGINEERING & TECHNOLOGY	21441	21376	21943	23644	24163
Mass Communication	-	-	-	-	1293
TOTAL, School of Journalism and Media Studies	-	-	-	-	1293
Behavior & Environmental Health	-	-	-	210	213
Communicative Disorders	-	-	-	1066	932
Epidemiology and Biostatistics	-	-	-	313	308
Health Policy and Management	-	-	-	203	207
Healthcare Administration	-	-	-	1951	2391
Public Health Sciences	-	-	-	376	333
TOTAL, School of Public Health Initiative	-	-	-	4119	4384
University College	195	5800	6091	5406	5356
TOTAL, UNIVERSITY	85647	93616	95083	96967	97692

The School of Public Health Initiative and The School of Journalism and Media Studies were established in Fall 2015. **

Degree Programs

DEGREE PROGRAMS OFFERED BY JACKSON STATE UNIVERSITY FALL 2016

COLLEGE OF BUSINESS		COLLEGE OF EDUCATION AND HUMAN DEVELOPMENT	
BBA	Accounting	BS	Child Care and Family Education
MPA	Accounting	MS	Clinical Mental Health
BBA	Business Administration	MS	Counseling, Rehabilitation and Psychometric Services
MBA	Business Administration	EdD	Early Childhood Education
PhD	Business Administration	MSEd	Early Childhood Education K-3
BBA	Economics	EdS	Education
BBA	Entrepreneurship	PhD	Educational Administration
BBA	Finance	MS	Educational Administration & Supervision
BBA	Management	BSEd	Elementary Education
BBA	Marketing	MSEd	Elementary Education
COLLEGE OF LIBERAL ARTS		BS	Health, Physical Education and Recreation
BA	Art	MSEd	Health, Physical Education and Recreation
PhD	Clinical Psychology	BS	Professional Interdisciplinary Studies
BS	Criminal Justice and Correctional Services	EdS	Reading
MA	Criminology and Justice Services	MSEd	Reading
BA	English	MSEd	School Counseling
MA	English	MSEd	Secondary Education
MAT	English	BSEd	Social Science Education
BA	Foreign Languages	BS	Special Education
BA	History	MSEd	Special Education
BS	History	MS	Sport Science
MA	History	MAT	Teaching (Alternate Route)
BMEd	Music Education	PhD	Urban Higher Education
MMEd	Music Education		
BM	Performance		
BA	Political Science		
MA	Political Science		
BS	Psychology		
BA	Sociology		
MA	Sociology		
BA	Speech		
BS	Speech		

COLLEGE OF PUBLIC SERVICE		COLLEGE OF SCIENCE, ENGINEERING AND TECHNOLOGY	
PhD	Public Administration	BS	Biology
MPPA	Public Policy and Administration	MS	Biology
BSW	Social Work	BS	Biomedical Engineering
PhD	Social Work	BS	Biotechnology
MSW	Social Work	BS	Chemistry
MA	Urban and Regional Planning	MS	Chemistry
PhD	Urban and Regional Planning	PhD	Chemistry
BA	Urban Studies	BS	Civil Engineering
		PhD	Computational and Data Enabled Science/Engineering
		BS	Computer Engineering
		BS	Computer Science
SCHOOL OF JOURNALISM AND MEDIA STUDIES		MS	Computer Science
BS	Mass Communication	MS	Data-Enabled Science and Engineering
MS	Mass Communication	BS	Earth System Science
		BS	Electrical Engineering
SCHOOL OF PUBLIC HEALTH INITIATIVE		MS	Engineering
BS	Communicative Disorders	PhD	Engineering
MS	Communicative Disorders	MS	Environmental Science
BS	Health Care Administration	PhD	Environmental Science
DPH	Public Health	MS	Hazardous Materials Management
MPH	Public Health	BS	Industrial Technology
		BS	Mathematics
		MS	Mathematics
		BSEd	Mathematics Education
		BS	Meteorology
		BS	Physics
		MST	Science and Mathematics Teaching
		BS	Statistics
		MSEd	Technology Education

DEGREE PROGRAMS – Degree programs are offered at JACKSON STATE UNIVERSITY to meet the needs of a diverse student population and a constantly changing society. The current degree roster is provided.

JACKSON STATE UNIVERSITY
DEGREES CONFERRED BY DEGREE, LEVEL AND PROGRAM
August 2011 – May 2012

PROGRAM / LEVEL	BACHELORS	MASTERS	SPECIALIST	DOCTORAL	TOTAL
Accounting	74	11	-	-	85
Art	13	-	-	-	13
Biology	97	9	-	-	106
Business Administration	43	10	-	6	59
Chemistry	19	3	-	5	27
Child Care and Family Education	58	-	-	-	58
Civil Engineering	17	-	-	-	17
Clinical Psychology	-	-	-	4	4
Communicative Disorders	13	19	-	-	32
Computer Engineering	18	-	-	-	18
Computer Science	13	7	-	-	20
Criminal Justice and Correctional Services	58	7	-	-	65
Early Childhood Education	-	32	-	8	40
Economics	8	-	-	-	8
Education	-	-	23	-	23
Educational Administration and Supervision	-	18	-	11	29
Educational Technology	1	-	-	-	1
Elementary Education	27	9	-	-	36
Engineering	-	11	-	-	11
English	24	10	-	-	34
Entrepreneurship	9	-	-	-	9
Environmental Science	-	1	-	4	5
Finance	16	-	-	-	16
Foreign Languages	4	-	-	-	4
Guidance and Counseling	-	16	-	-	16
Hazardous Materials Management	-	4	-	-	4
Healthcare Administration	30	-	-	-	30
Health, Physical Education & Recreation	44	19	-	-	63
Higher Education Administration	-	-	-	16	16
History	7	3	-	-	10
Industrial Technology	27	-	-	-	27
Management	45	-	-	-	45
Marketing	16	-	-	-	16
Mass Communications	47	3	-	-	50
Mathematics	6	1	-	-	7
Mathematics Education	3	1	-	-	4
Meteorology	3	-	-	-	3
Music Education	3	3	-	-	6
Performance	5	-	-	-	5
Physics	3	-	-	-	3
Political Science	19	5	-	-	24
Professional Interdisciplinary Studies	140	-	-	-	140
Psychology	56	-	-	-	56
Public Administration	-	-	-	3	3
Public Health	-	34	-	1	34
Public Policy and Administration	-	9	-	-	9
Reading	-	6	-	-	6
Rehabilitation Services	-	19	-	-	19
Science Education	-	5	-	-	5
Secondary Education	-	1	-	-	1
Social Science Education	3	-	-	-	3
Social Work	48	53	-	1	102
Sociology	21	9	-	-	30
Special Education	11	15	-	-	26
Speech	11	-	-	-	11
Sport Science	-	7	-	-	7
Teacher Education	-	17	-	-	17
Technology Education	-	-	-	-	-
Telecommunications Engineering	1	-	-	-	1
Urban and Regional Planning	-	10	-	2	12
Urban Studies	3	-	-	-	3
TOTAL, Degrees Conferred	1064	412	23	60	1559

JACKSON STATE UNIVERSITY
DEGREES CONFERRED BY DEGREE, LEVEL AND PROGRAM
AUGUST 2012 – MAY 2013

PROGRAM / LEVEL	BACHELORS	MASTERS	SPECIALIST	DOCTORAL	TOTAL
Accounting	48	23	0	0	71
Art	16	0	0	0	16
Biology	74	6	0	0	80
Business Administration	40	31	0	2	73
Chemistry	16	5	0	6	27
Child Care and Family Education	53	0	0	0	53
Civil Engineering	14	0	0	0	14
Clinical Psychology	0	0	0	9	9
Communicative Disorders	15	14	0	0	29
Computer Engineering	20	0	0	0	20
Computer Science	11	12	0	0	23
Criminal Justice and Correctional Services	66	4	0	0	70
Early Childhood Education	0	49	0	3	52
Economics	1	0	0	0	1
Education	0	0	19	0	19
Educational Administration and Supervision	0	21	0	17	38
Elementary Education	36	4	0	0	40
Engineering	0	7	0	0	7
English	23	6	0	0	29
Entrepreneurship	15	0	0	0	15
Environmental Science	0	1	0	8	9
Finance	8	0	0	0	8
Foreign Languages	2	0	0	0	2
Guidance and Counseling	0	10	0	0	10
Hazardous Materials Management	0	4	0	0	4
Health Care Administration	42	0	0	0	42
Health, Physical Education and Recreation	28	15	0	0	43
Higher Education Administration	0	0	0	23	23
History	6	3	0	0	9
Industrial Technology	20	0	0	0	20
Management	32	0	0	0	32
Marketing	17	0	0	0	17
Mass Communications	28	2	0	0	30
Mathematics	7	0	0	0	7
Mathematics Education	4	0	0	0	4
Meteorology	4	0	0	0	4
Music Education	7	4	0	0	11
Performance	5	0	0	0	5
Physics	1	0	0	0	1
Political Science	34	10	0	0	44
Professional Interdisciplinary Studies	128	0	0	0	128
Psychology	32	0	0	0	32
Public Administration	0	0	0	3	3
Public Health	0	44	0	2	46
Public Policy and Administration	0	15	0	0	15
Reading	0	2	0	0	2
Rehabilitation Counseling	0	15	0	0	15
Science and Mathematics Teaching	0	2	0	0	2
Secondary Education	0	4	0	0	4
Social Science Education	6	0	0	0	6
Social Work	54	56	0	1	111
Sociology	17	6	0	0	23
Special Education	5	14	0	0	19
Speech	9	0	0	0	9
Sport Science	0	9	0	0	9
Teaching (Alternate Route)	0	22	0	0	22
Technology Education	0	17	0	0	17
Urban and Regional Planning	0	9	0	0	9
Urban Studies	2	0	0	0	2
TOTAL, Degrees Conferred	946	446	19	74	1485

JACKSON STATE UNIVERSITY
DEGREES CONFERRED BY DEGREE, LEVEL AND PROGRAM
August 2013 – May 2014

PROGRAM / LEVEL	BACHELORS	MASTERS	SPECIALIST	DOCTORAL	TOTAL
Accounting	45	14	0	0	59
Art	19	0	0	0	19
Biology	88	4	0	0	92
Business Administration	30	23	0	4	57
Chemistry	19	7	0	2	28
Child Care and Family Education	129	0	0	0	129
Civil Engineering	18	0	0	0	18
Clinical Psychology	0	0	0	6	6
Communicative Disorders	14	12	0	0	26
Computer Engineering	34	0	0	0	34
Computer Science	20	17	0	0	37
Criminal Justice and Correctional Services	72	4	0	0	76
Early Childhood Education	0	38	0	8	46
Earth System Science	6	0	0	0	6
Economics	3	0	0	0	3
Education	0	0	17	0	17
Educational Administration	0	7	0	20	27
Educational Technology	1	0	0	0	1
Electrical Engineering	2	0	0	0	2
Elementary Education	36	2	0	0	38
Engineering	0	15	0	0	15
English	15	4	0	0	19
Entrepreneurship	17	0	0	0	17
Environmental Science	0	2	0	8	10
Finance	10	0	0	0	10
Foreign Languages	1	0	0	0	1
Guidance and Counseling	0	14	0	0	14
Hazardous Materials Management	0	16	0	0	16
Healthcare Administration	48	0	0	0	48
Health, Physical Education and Recreation	32	12	0	0	44
Higher Education Administration	0	0	0	11	11
History	10	4	0	0	14
Industrial Technology	30	0	0	0	30
Management	21	0	0	0	21
Marketing	8	0	0	0	8
Mass Communications	33	1	0	0	34
Mathematics	3	0	0	0	3
Mathematics Education	1	0	0	0	1
Meteorology	4	0	0	0	4
Music Education	6	2	0	0	8
Performance	5	0	0	0	5
Physics	5	0	0	0	5
Political Science	20	5	0	0	25
Professional Interdisciplinary Studies	101	0	0	0	101
Psychology	59	0	0	0	59
Public Administration	0	0	0	1	1
Public Health	0	39	0	2	41
Public Policy and Administration	0	15	0	0	15
Reading	0	1	0	0	1
Rehabilitation Counseling	0	11	0	0	11
Science and Mathematics Teaching	0	5	0	0	5
Secondary Education	0	2	0	0	2
Social Science Education	12	0	0	0	12
Social Work	77	64	0	2	143
Sociology	25	10	0	0	35
Special Education	4	8	0	0	12
Speech	9	0	0	0	9
Sport Science	0	18	0	0	18
Teaching (Alternate Route)	0	18	0	0	18
Technology Education	0	22	0	0	22
Urban and Regional Planning	0	8	0	7	15
Urban Studies	1	0	0	0	1
TOTAL, Degrees Conferred	1093	424	17	71	1605

JACKSON STATE UNIVERSITY
DEGREES CONFERRED BY DEGREE, LEVEL AND PROGRAM
AUGUST 2014 – MAY 2015

PROGRAM / LEVEL	BACHELORS	MASTERS	SPECIALIST	DOCTORAL	TOTAL
Accounting	47	19	0	0	66
Art	18	0	0	0	18
Biology	66	1	0	0	67
Business Administration	31	26	0	2	59
Chemistry	15	6	0	8	29
Child Care and Family Education	92	0	0	0	92
Civil Engineering	23	0	0	0	23
Clinical Mental Health	0	9	0	0	9
Clinical Psychology	0	0	0	2	2
Communicative Disorders	9	16	0	0	25
Computer Engineering	26	0	0	0	26
Computer Science	10	14	0	0	24
Criminal Justice and Correctional Services	73	0	0	0	73
Criminology and Justice Service	0	10	0	0	10
Early Childhood Education	0	37	0	13	50
Earth System Science	2	0	0	0	2
Economics	3	0	0	0	3
Education	0	0	19	0	19
Educational Administration and Supervision	0	6	0	12	18
Electrical Engineering	4	0	0	0	4
Elementary Education	21	2	0	0	23
Engineering	0	15	0	0	15
English	22	8	0	0	30
Entrepreneurship	8	0	0	0	8
Environmental Science	0	3	0	4	7
Finance	16	0	0	0	16
Hazardous Materials Management	0	15	0	0	15
Health Care Administration	40	0	0	0	40
Health, Physical Education and Recreation	42	12	0	0	54
Higher Education Administration	0	0	0	25	25
History	9	8	0	0	17
Industrial Technology	29	0	0	0	29
Management	25	0	0	0	25
Marketing	9	0	0	0	9
Mass Communications	28	3	0	0	31
Mathematics	15	3	0	0	18
Meteorology	1	0	0	0	1
Music Education	2	8	0	0	10
Performance	3	0	0	0	3
Physics	6	0	0	0	6
Political Science	14	2	0	0	16
Professional Interdisciplinary Studies	112	0	0	0	112
Psychology	37	0	0	0	37
Public Administration	0	0	0	5	5
Public Health	0	30	0	4	34
Public Policy and Administration	0	9	0	0	9
Reading	0	4	0	0	4
Rehabilitation Counseling	0	20	0	0	20
School Counseling	0	4	0	0	4
Science and Mathematics Teaching	0	1	0	0	1
Social Science Education	9	0	0	0	9
Social Work	80	64	0	3	147
Sociology	19	6	0	0	25
Special Education	9	7	0	0	16
Speech	11	0	0	0	11
Sport Science	0	15	0	0	15
Teaching	0	14	0	0	14
Technology Education	0	23	0	0	23
Urban and Regional Planning	0	4	0	2	6
Urban Studies	3	0	0	0	3
TOTAL, Degrees Conferred	989	424	19	80	1512

NOTE: Guidance and Counseling, MS was changed to Clinical and Mental Health on 10/2011. Guidance and Counseling, MSED was changed to School Counseling on 10/2011.

JACKSON STATE UNIVERSITY
DEGREES CONFERRED BY DEGREE, LEVEL AND PROGRAM
AUGUST 2015 – MAY 2016

PROGRAM / LEVEL	BACHELORS	MASTERS	SPECIALIST	DOCTORAL	TOTAL
Accounting	42	11	0	0	53
Art	19	0	0	0	19
Biology	113	2	0	0	115
Business Administration	24	21	0	4	49
Chemistry	10	5	0	10	25
Child Care and Family Education	83	0	0	0	83
Civil Engineering	20	0	0	0	20
Clinical Mental Health	0	17	0	0	17
Clinical Psychology	0	0	0	9	9
Communicative Disorders	18	20	0	0	38
Computer Engineering	14	0	0	0	14
Computer Science	19	20	0	0	39
Counseling, Rehabilitation and Psychometric	0	8	0	0	8
Criminal Justice and Correctional Services	59	0	0	0	59
Criminology and Justice Services	0	9	0	0	9
Early Childhood Education	0	0	0	9	9
Early Childhood Education K-3	0	39	0	0	39
Earth System Science	2	0	0	0	2
Economics	1	0	0	0	1
Education	0	0	13	0	13
Educational Administration	0	0	0	18	18
Educational Administration and Supervision	0	8	0	0	8
Electrical Engineering	1	0	0	0	1
Elementary Education	13	3	0	0	16
Engineering	0	16	0	0	16
English	18	14	0	0	32
Entrepreneurship	15	0	0	0	15
Environmental Science	0	2	0	3	5
Finance	10	0	0	0	10
Foreign Languages	1	0	0	0	1
Hazardous Materials Management	0	21	0	0	21
Health Care Administration	52	0	0	0	52
Health, Physical Education and Recreation	41	11	0	0	52
History	10	3	0	0	13
Industrial Technology	19	0	0	0	19
Management	30	0	0	0	30
Marketing	9	0	0	0	9
Mass Communications	34	5	0	0	39
Mathematics	6	3	0	0	9
Meteorology	3	0	0	0	3
Music Education	1	6	0	0	7
Performance	5	0	0	0	5
Physics	3	0	0	0	3
Political Science	17	1	0	0	18
Professional Interdisciplinary Studies	102	0	0	0	102
Psychology	50	0	0	0	50
Public Administration	0	0	0	2	2
Public Health	0	25	0	11	36
Public Policy and Administration	0	11	0	0	11
Reading	0	7	0	0	7
School Counseling	0	1	0	0	1
Science and Mathematics Teaching	0	1	0	0	1
Secondary Education	0	2	0	0	2
Social Science Education	1	0	0	0	1
Social Work	86	80	0	6	172
Sociology	17	4	0	0	21
Special Education	3	2	0	0	5
Speech	10	0	0	0	10
Sport Science	0	10	0	0	10
Teaching	0	19	0	0	19
Technology Education	0	21	0	0	21
Urban and Regional Planning	0	6	0	4	10
Urban Higher Education	0	0	0	10	10
Urban Studies	3	0	0	0	3
TOTAL, DEGREES CONFERRED	984	434	13	86	1517

**JACKSON STATE UNIVERSITY
TOTAL DEGREES CONFERRED BY LEVEL
5-YEAR TREND**

LEVEL	2011-12	2012-13	2013-14	2014-15	2015-16
Bachelors	1064	946	1093	989	984
Masters	412	446	424	424	434
Specialist	23	19	17	19	13
Doctorate	60	74	71	80	86
TOTAL	1559	1485	1605	1512	1517

**JACKSON STATE UNIVERSITY
TOTAL DEGREES CONFERRED BY COLLEGE
5-YEAR TREND**

COLLEGE	2011-12	2012-13	2013-14	2014-15	2015-16
Business	238	217	175	186	167
Education & Human Development	361	355	401	484	420
Journalism & Media Studies	-	-	-	-	39
Liberal Arts	312	289	310	283	253
*Lifelong Learning	140	128	101	-	-
Science, Engineering & Technology	283	239	328	290	314
Public Health Initiative	-	-	-	-	126
Public Service	225	257	290	269	198
TOTAL	1559	1485	1605	1512	1517

*College of Lifelong Learning was merged with the College of Education and Human Development in 2014-15; degrees conferred by college.

JACKSON STATE UNIVERSITY
DEGREES CONFERRED BY DEGREE, LEVEL AND PROGRAM
5 – YEAR TREND

PROGRAM / LEVEL	2011-12	2012-13	2013-14	2014-15	2015-16
Accounting	85	71	59	66	53
Art	13	16	19	18	19
Biology	106	80	92	67	115
Business Administration	59	73	57	59	49
Chemistry	27	27	28	29	25
Child Care and Family Education	58	53	129	92	83
Civil Engineering	17	14	18	23	20
Clinical and Mental Health	-	-	-	9	17
Clinical Psychology	4	9	6	2	9
Communicative Disorders	32	29	26	25	38
Computer Engineering	18	20	34	26	14
Computer Science	20	23	37	24	39
Criminal Justice and Correctional Services	65	70	76	83	8
Early Childhood Education	40	52	46	50	59
Earth System Science	-	-	6	2	9
Economics	8	1	3	3	9
Education	23	19	16	19	39
Educational Administration and Supervision	29	38	28	18	2
Educational Technology	1	-	1	-	1
Electrical Engineering	-	-	2	4	13
Elementary Education	36	40	38	23	18
Engineering	11	7	15	15	8
English	34	29	19	30	1
Entrepreneurship	9	15	17	8	16
Environmental Science	5	9	10	7	16
Finance	16	8	10	16	32
Foreign Languages	4	2	1	0	15
Guidance and Counseling	16	10	14	0	5
Hazardous Materials Management	4	4	16	15	10
Healthcare Administration	30	42	48	40	1
Health, Physical Education & Recreation	63	43	44	54	21
Higher Education Administration	16	23	11	25	52
History	10	9	14	17	52
Industrial Technology	27	20	30	29	13
Management	45	32	21	25	19
Marketing	16	17	8	9	30
Mass Communications	50	30	34	31	9
Mathematics	7	7	3	18	39
Mathematics Education	4	4	1	1	9
Meteorology	3	4	4	10	3
Music Education	6	11	8	-	7
Performance	5	5	5	3	5
Physics	3	1	5	6	3
Political Science	24	44	25	16	18
Professional Interdisciplinary Studies	140	128	101	112	102
Psychology	56	32	59	37	50
Public Administration	3	3	1	5	2
Public Health	34	46	41	34	36
Public Policy and Administration	9	15	15	9	11
Reading	6	2	1	4	7
Rehabilitation Services	19	15	11	20	1
School Counseling	-	-	--	4	1
Science and Mathematics Teaching	5	2	5	1	2
Secondary Education	1	4	2	-	1
Social Science Education	3	6	12	9	172
Social Work	102	111	143	147	21
Sociology	30	23	35	25	5
Special Education	26	19	12	16	10
Speech	11	9	9	11	10
Sport Science	7	9	18	15	19
Teacher Education	17	22	18	14	21
Technology Education	25	17	22	23	10
Telecommunications Engineering	1	0	-	-	-
Urban and Regional Planning	12	9	15	6	10
Urban Studies	3	2	1	3	3
GRAND TOTAL	1559	1485	1605	1512	1517

Employees

**JACKSON STATE UNIVERSITY
EMPLOYEES BY JOB CATEGORY
5-YEAR TREND**

	2012			2013			2014			2015			2016		
	Men	Women	Total	Men	Women	Total	Men	Women	Total	Men	Women	Total	Men	Women	Total
Exec, Admin, Managerial	15	18	33	18	10	28	13	7	20	11	10	21	8	9	17
Faculty	279	257	536	284	257	541	292	285	577	308	300	608	311	304	615
Other Professional	221	323	544	214	290	504	215	319	534	200	325	525	205	335	540
Technical and Paraprofessionals	29	18	47	20	17	37	22	17	39	19	20	39	13	15	28
Clerical and Secretarial	17	167	184	10	151	161	8	145	153	7	149	156	8	137	145
Skilled Crafts	26	-	26	25	-	25	25	-	25	24	-	24	22	-	22
Service Maintenance	85	26	111	87	21	108	95	26	121	98	31	129	97	28	125
Student Instruction/Research Assistants	-	-	-	64	93	157	91	86	177	78	82	160	69	93	162
TOTAL	672	809	1481	722	839	1561	761	885	1646	745	917	1662	734	920	1654

**JACKSON STATE UNIVERSITY
EMPLOYEES BY ETHNICITY
FALL 2016**

	White	African American	Hispanic	Asian	American Indian	Pacific Islander	Multi-Racial	Total
Exec, Admin, Managerial	2	14	1	0	-	-	-	17
Faculty	113	419	7	72	1	2	1	615
Other Professional/Support Services	39	482	2	16	-	1	-	540
Technical and Paraprofessionals	1	25	0	2	-	-	-	28
Clerical and Secretary	5	140	0	0	-	-	-	145
Skilled Crafts	0	22	0	0	-	-	-	22
Service Maintenance	3	121	1	0	-	-	-	125
Graduate Assistant	27	114	4	15	-	-	2	162
TOTAL	190	1337	15	105	1	3	3	1654

JACKSON STATE UNIVERSITY FULL-TIME INSTRUCTIONAL FACULTY BY ACADEMIC RANK 5–YEAR TREND							
YEAR	RANK						TOTAL
	Professor	Associate Professor	Assistant Professor	Instructor	Lecturer	Other Academic Rank	
2012	82	105	128	70	4	-	389
2013	76	96	123	75	16	-	386
2014	81	119	117	67	5	-	389
2015	86	110	111	78	1	1	387
2016	86	108	104	76	1	-	375

JACKSON STATE UNIVERSITY FULL-TIME INSTRUCTIONAL FACULTY BY ACADEMIC TENURE STATUS 5–YEAR TREND								
TENURED			TENURE TRACK			NON-TENURED		
Year	Number	Percent	Year	Number	Percent	Year	Number	Percent
2012	176	45.25%	2012	83	21.33%	2012	130	33.42%
2013	175	45.33%	2013	77	19.95%	2013	134	34.72%
2014	186	46.53%	2014	67	17.22%	2014	136	34.96%
2015	186	48.06%	2015	68	17.57%	2015	133	34.37%
2016	180	48.00%	2016	78	20.80%	2016	117	31.20%

JACKSON STATE UNIVERSITY FULL-TIME INSTUCTIONAL FACULTY BY COLLEGE, SCHOOL AND DEPARTMENT 5-YEAR TREND					
COLLEGE/DEPARTMENT	Fall 2012	Fall 2013	Fall 2014	Fall 2015	Fall 2016
Accounting	10	9	9	9	8
Economics, Finance & General Business	15	11	11	12	12
Entrepreneurship & Professional Development	6	6	6	6	6
Management & Marketing	6	10	10	10	9
TOTAL, COLLEGE OF BUSINESS	37	36	36	37	35
Educational Leadership	12	12	13	14	11
Educational Technology	2	2	2	2	2
Counseling, Rehabilitation & Psychometric Svc.	10	11	9	10	10
Urban Higher Education	3	4	5	4	4
Elementary & Early Childhood Education	17	14	10	11	11
Health, Physical Education & Recreation	12	13	12	12	10
Social and Cultural	4	2	2	2	2
Special Education	4	4	4	4	4
Sports Science	-	-	-	-	-
Professional Interdisciplinary Studies	4	4	4	4	3
TOTAL, COLLEGE OF EDUCATION & HUMAN DEVELOPMENT	68	66	61	63	57
English & Modern Foreign Languages	35	40	30	30	30
Speech Communication & Theatre	9	9	9	9	8
Art	8	8	8	8	8
Music	18	16	15	15	16
Criminal Justice & Sociology	12	12	11	11	10
History and Philosophy	16	15	14	12	12
Political Science	7	8	8	8	09
Psychology	9	9	12	12	11
TOTAL, COLLEGE OF LIBERAL ARTS	114	117	107	105	104
Public Policy & Administration	6	7	6	8	8
Urban & Regional Planning	5	6	7	6	6
Social Work	15	15	18	20	18
TOTAL, COLLEGE OF PUBLIC SERVICE	26	28	31	34	32
Civil Engineering & Environmental Engineering	7	8	8	9	9
Electrical/Computer Engineering	8	9	8	7	9
Computer Science	13	13	14	13	14
Telecommunication Engineering	-	-	-	-	-
TOTAL, School of Engineering	28	30	30	29	32
Biology	25	20	22	24	26
Chemistry and Biochemistry	18	17	17	17	16
Industrial Systems and Technology	8	7	8	8	7
Mathematics and Statistics	20	19	18	15	16
Physics, Atmospheric Sciences & Geosciences	15	18	15	14	12
Science and Mathematics Teaching	-	2	-	-	-
TOTAL, School of Science & Technology	86	83	80	78	77
TOTAL, COLLEGE OF SCIENCE, ENGINEERING & TECHNOLOGY	114	113	110	107	109
Mass Communications	9	6	6	6	4
TOTAL, School of Journalism and Media Studies	9	6	6	6	4
Communicative Disorders	5	5	5	5	4
Healthcare Administration	-	5	8	6	6
Public Health Program	16	10	10	10	10
TOTAL, School of Public Health	21	20	23	21	20
Human Development and Family Studies	-	-	15	14	14
TOTAL, University College	-	-	15	14	14
UNIVERSITY TOTAL	389	386	389	387	375

*The College of Lifelong Learning is now the School of Lifelong Learning since Spring 2013.

JACKSON STATE UNIVERSITY
FULL-TIME TEACHING FACULTY BY ACADEMIC RANK AND TENURE STATUS
5-YEAR TREND

2012-13	Professor	Associate Professor	Assistant Professor	Instructor	Lecturer	Other Academic Rank	TOTAL
Tenured	72	86	18	-	-	-	176
Tenure Track	1	12	70	-	-	-	83
Non-Tenured	9	7	40	70	4	-	130
Total	82	105	128	70	4	-	389
2013-14	Professor	Associate Professor	Assistant Professor	Instructor	Lecturer	Other Academic Rank	TOTAL
Tenured	66	79	24	3	3	-	175
Tenure Track	3	12	60	1	1	-	77
Non-Tenured	7	5	39	71	12	-	134
Total	76	96	123	75	16	-	386
2014-15	Professor	Associate Professor	Assistant Professor	Instructor	Lecturer	Other Academic Rank	TOTAL
Tenured	74	101	11	-	-	-	186
Tenure Track	2	12	53	-	-	-	67
Non-Tenured	5	6	53	67	5	-	132
Total	81	119	117	67	5	-	389
2015-16	Professor	Associate Professor	Assistant Professor	Instructor	Lecturer	Other Academic Rank	TOTAL
Tenured	80	96	10	-	-	-	186
Tenure Track	1	10	57	-	-	-	68
Non-Tenured	5	4	44	78	1	1	133
Total	86	110	111	78	1	1	387
2016-17	Professor	Associate Professor	Assistant Professor	Instructor	Lecturer	Other Academic Rank	TOTAL
Tenured	81	93	6	-	-	-	180
Tenure Track	2	10	66	-	-	-	78
Non-Tenured	3	5	32	76	1	-	117
Total	86	108	104	76	1	-	375

JACKSON STATE UNIVERSITY
FULL-TIME TEACHING FACULTY BY ACADEMIC RANK AND EDUCATIONAL LEVEL
5-YEAR TREND

Educational Level	Professor	Associate Professor	Assistant Professor	Instructor	Lecturer	Other Academic Rank	TOTAL
2012-13							
Doctoral Degree	80	101	103	13	2	-	299
Specialist Degree	1	-	2	6	-	-	9
Master's Degree	1	4	21	51	2	-	79
First Professional	-	-	2	-	-	-	2
Bachelor's Degree	-	-	-	-	-	-	-
TOTAL	82	105	128	70	4	-	389
Educational Level	Professor	Associate Professor	Assistant Professor	Instructor	Lecturer	Other Academic Rank	TOTAL
2013-14							
Doctoral Degree	74	93	98	18	12	-	298
Specialist Degree	1	-	1	6	-	-	8
Master's Degree	1	3	24	51	4	-	83
First Professional	-	-	-	-	-	-	-
Bachelor's Degree	-	-	-	-	-	-	-
TOTAL	76	96	123	75	16	-	386
Educational Level	Professor	Associate Professor	Assistant Professor	Instructor	Lecturer	Other Academic Rank	TOTAL
2014-15							
Doctoral Degree	79	113	91	14	3	-	300
Specialist Degree	1	1	2	8	-	-	12
Master's Degree	1	5	24	45	2	-	77
First Professional	-	-	-	-	-	-	-
Bachelor's Degree	-	-	-	-	-	-	-
TOTAL	81	119	117	67	5	-	389
Educational Level	Professor	Associate Professor	Assistant Professor	Instructor	Lecturer	Other Academic Rank	TOTAL
2015-16							
Doctoral Degree	81	102	87	18	1	1	290
Specialist Degree	1	0	0	2	0	0	3
Master's Degree	3	8	22	55	0	0	88
First Professional	1	0	2	1	0	0	4
Bachelor's Degree	0	0	0	2	0	0	2
TOTAL	86	110	111	78	1	1	387
Educational Level	Professor	Associate Professor	Assistant Professor	Instructor	Lecturer	Other Academic Rank	TOTAL
2016-17							
Doctoral Degree	85	103	93	18	1	-	300
Specialist Degree	-	-	-	1	-	-	1
Master's Degree	1	5	8	56	-	-	70
First Professional	-	-	3	-	-	-	3
Bachelor's Degree	-	-	-	1	-	-	1
TOTAL	86	108	104	76	1	-	375


Resources

**JACKSON STATE UNIVERSITY
EDUCATION AND GENERAL REVENUES BY SOURCE
5-YEAR PROFILE**

FISCAL YEARS	2012-13	2013-14	2014-15	2015-16	2016-17
Tuition and Fees	50,792,633	55,731,643	66,630,574	66,598,382	70,538,077
State Appropriations	45,173,841	47,143,329	55,275,234	51,905,061	50,217,991
Sales & Services	500,000	500,000	500,000	500,000	500,000
Other Revenue	6,400,000	6,200,000	4,800,000	4,000,000	3,300,000
Total	102,866,474	109,574,972	127,205,808	123,003,443	124,556,068

**JACKSON STATE UNIVERSITY
EDUCATION & GENERAL EXPENDITURES BY SOURCE
5-YEAR PROFILE**

FISCAL YEARS	2012-13	2013-14	2014-15	2015-16	2016-17
Instruction	41,818,204	42,530,594	47,242,214	44,955,919	47,399,021
Research	1,492,008	1,286,877	1,173,792	1,188,185	1,165,035
Public Service	1,137,623	661,992	651,310	658,988	765,291
Academic Support	7,912,687	8,550,280	8,612,875	8,647,894	11,560,137
Student Services	8,270,311	8,965,110	9,189,067	10,075,837	10,685,466
Institutional Support	17,831,535	21,632,831	27,207,672	28,846,956	25,652,584
Plant Operations	13,506,158	14,457,305	21,610,967	16,565,961	15,022,189
Scholarships & Fellowships	10,897,948	11,489,983	11,517,911	12,063,703	12,306,345
Total	102,866,474	109,574,972	127,205,808	123,003,443	124,556,068



- Jackson State University hosted entertainers such as Motown Review (Jackson Five), Sarah Vaughn, Chaka Khan, B. B. King, and many more entertainers in the Rose E. McCoy Auditorium.
- Jackson State University is designated as a "higher-research activity" institution by the Carnegie Foundation and has been named as an Institutional Partner by the Bill & Melinda Gates Foundation. This emphasis on research and scholarship is cemented by data that show JSU continues the tradition of being a top producer of African-Americans with bachelor's degrees in education and by ongoing funding from government agencies, including a recent \$2.9 million "First in the World" grant from the U.S. Department of Education.
- JSU is the first university in Mississippi approved to establish a School of Public Health.
- Campbell College Suites, one of JSU's upscale residential facilities for upper class students was named for Bishop Campbell, who was the presiding bishop of the Third District of the African Methodist Episcopal Church. During the civil rights movement, Campbell College was a private institution that served as a breeding ground for young freedom fighters.
- During the civil rights era, Jackson State College and its students were at the center of civil rights activities as student protests intensified between 1964 and 1970. One of the most tragic events in the school's history occurred at Alexander Hall.
- First Lady of the United States of America Michelle Obama delivered Jackson State University 139th commencement address at the 2016 Spring Commencement Ceremony.

UNIVERSITY

DIRECTORY

UNIVERSITY DIRECTORY

Office of the President	601-979-2323
Academic Affairs	601-979-2246
Business & Finance	601-979-1773
Enrollment Management/Institutional Research	601-979-2484
General Counsel	601-979-3950
Information Technology	601-979-4299
Institutional Advancement	601-979-2282
Research & Federal Relations	601-979-2931
Student Life	601-979-2241

COLLEGES/SCHOOLS

Business	601-979-2411
Education & Human Development	601-979-2433
Liberal Arts	601-979-7036
Public Service	601-979-8836
Science, Engineering, & Technology	601-979-2153
Public Health Initiative	601-979-8806
Journalism and Media Services	601-979-2151

DEPARTMENTS

Financial Aid	601-979-2227
Graduate Studies	601-979-2455
Human Resources	601-979-2015
JSU Online	601-979-0779
Registrar and Records	601-979-2300
Undergraduate Recruitment	601-979-5845
Undergraduate Admissions	601-979-0928
Undergraduate Studies	601-979-2127

**JACKSON STATE UNIVERSITY
FACT BOOK EVALUATION
FALL 2016**

We welcome any suggestions or comments that will help us enhance the FACT BOOK. Please assist us by completing the following evaluation and returning it to:

**Institutional Research, Planning, and Assessment
Jackson State University
1400 J. R. Lynch Street
P. O. Box 17147
Jackson, MS
39217 (601)
979-2484**

YOUR NAME: _____

ADDRESS OR LOCATION: _____

- 1. Describe any information you think should be added or expanded in next year's FACT BOOK.**

- 2. Give the page number and description of any information you think should be clarified or eliminated.**

- 3. Other Comments:**

JACKSON STATE UNIVERSITY

2016-2017 FACTBOOK

**INSTITUTIONAL RESEARCH, PLANNING, AND
ASSESSMENT**