



**Jackson State University**  
**2016-2017**  
**FACT BOOK**  
**Department of Institutional Research**  
**Planning and Assessment**

---



## **Fall 2016 Jackson State University Fact Book**

### **Editors**

Arnitra Hunter  
Research Associate  
Institutional Research, Planning, and Assessment  
Post Office Box 17147  
Jackson, MS 39217  
(601) 979-0203

Angenette Dixon  
Research Associate  
Institutional Research, Planning, and Assessment  
Post Office Box 17147  
Jackson, MS 39217  
(601) 979-5901

### **Contributors**

Shemeka McClung  
Director  
Institutional Research, Planning, and Assessment  
Post Office Box 17147  
Jackson, MS 39217  
(601) 979-2484

Satya Sreedevi Redla  
Research Associate  
Institutional Research, Planning, and Assessment  
Post Office Box 17147  
Jackson, MS 39217  
(601) 979-2071

## Table of Contents

### ADMINISTRATION

Office of the President .....	7
Division of Academic and Student Affairs .....	7
Division of Business & Finance .....	8
Division of Information Technology .....	8
Division of Institutional Advancement .....	8
Division of Research & Federal Relations .....	8

### GENERAL INFORMATION

The University .....	9
Vision Statement and Mission .....	11
History of the University .....	12
JSU Presidents .....	16
President's Cabinet .....	17
Accreditations .....	18
Memberships .....	19

### NEW STUDENTS

Major Feeder High Schools for ACT Tested First-Time Entering Freshmen: Fall 2016 .....	21
ACT Data for First-Time Entering Freshmen: Fall 2016 .....	22
Distribution of Enhanced ACT Scores First-Time Freshmen: Fall 2016 .....	23
ACT Scores of First-Time Entering Freshmen: 5-Year Trend .....	24

### ENROLLMENT

Enrollment by Status: Fall 2016 (Full-time/Part-time) .....	26
Enrollment Overview: 2-Year Comparison .....	28
Enrollment Profile: 5-Year Trend .....	29
Enrollment by Registration Type: 5-Year Trend .....	30

### COLLEGES/SCHOOLS

Enrollment by Colleges: 5-Year Trend (Fall 2012-Fall 2016)	
College of Business .....	32
College of Education & Human Development .....	33
College of Liberal Arts .....	34
College of Lifelong Learning: 2-Year Trend .....	35
College of Public Service .....	36
College of Science, Engineering & Technology .....	37
School of Journalism and Media Studies .....	38
School of Public Health .....	39
Undeclared Majors .....	40

### DEPARTMENTS

Enrollment by Department & Level	
Fall 2012 .....	42
Fall 2013 .....	43
Fall 2014 .....	44
Fall 2015 .....	45
Fall 2016 .....	46

## Table of Contents (Con't)

### HOUSING AND RESIDENCY

On-Campus Enrollment: Fall 2016 .....	48
Enrollment by Residency: Fall 2016 .....	48
Enrollment of Mississippi Students by Counties: 5-Year Trend .....	49
Enrollment of Students by States & District of Columbia 5-Year Trend.....	51
Enrollment of Students by Foreign Countries: 5-Year Trend.....	52

### CREDIT HOURS PRODUCTION

Credit Hours Production by College, School, Department & Level Fall 2012 .....	55
Fall 2013 .....	56
Fall 2014 .....	57
Fall 2015 .....	58
Fall 2016 .....	59
College & Department: 5-Year Trend .....	60

### DEGREE PROGRAMS

Degrees Programs Offered by Jackson State University.....	62
Degrees Conferred by Degree, Level, and Program AY 2011-12 .....	64
AY 2012-13 .....	65
AY 2013-14 .....	66
AY 2014-15 .....	67
AY 2015-16 .....	68
Degrees Conferred by Level: 5-Year Trend .....	69
Degrees Conferred by College: 5-Year Trend .....	69
Degrees Conferred by Degree, Level and Program: 5-Year Trend.....	70

### EMPLOYEES

Employees by Job Category: 5-Year Trend .....	72
Employees by Ethnicity Fall 2016.....	72
Full-time Instructional Faculty By Academic Rank: 5-Year Trend .....	73
Full-time Instructional Faculty By Academic Tenure Status: 5-Year Trend.....	73
Full-time Instructional Faculty By College, School & Department: 5-Year Trend.....	74
Full-time Teaching Faculty by Academic Rank and Tenure Status: 5-Year Trend.....	75
Full-time Faculty by Academic Rank and Educational Level: 5-Year Trend .....	76

### RESOURCES

Education & General Revenues By Source: 5-Year Profile.....	78
Education & General Expenditures By Source: 5-Year Profile .....	78
Did You Know Facts.....	79
UNIVERSITY DIRECTORY .....	81
FACT BOOK EVALUATION FORM.....	82

## **PREFACE**

The Jackson State University Fact Book is an annual publication of the Department of Institutional Research, Planning, and Assessment. This document is an update of factual information which is designed to assist administrators, faculty, staff and other University constituents with statistical references about the institution. It assembles under one cover comparable information across a five-year period.

The data collected and reported in the Fact Book are the official data for the University. As with any statistical data, these contained in the Fact Book are a snapshot of a single point in time. Every effort has been made to include within this publication the data most often requested. We invite the users of this book to freely comment on what data they would like to have included in the future.

Your comments and suggestions will be appreciated as the Department of Institutional Research, Planning, and Assessment attempts to produce a document that meets the needs of the University community. Please direct comments to Institutional Research, Planning, and Assessment or email me at [shemeka.s.mcclung@jsums.edu](mailto:shemeka.s.mcclung@jsums.edu)

Shemeka McClung, PhD  
**Director of Institutional Research, Planning, and Assessment**  
Jackson State University  
P.O. Box 17147  
Jackson, Mississippi 39217  
601-979-7030 Telephone  
601-979-4054 Fax

# **ADMINISTRATION**



**Interim President ..... Dr. Rod Paige**

Chief Operating Officer ..... Mr. Thomas Hudson, Esquire  
Provost and Senior Vice President, Academic and Student Affairs ..... Dr. Evelyn Leggette  
Vice President, Research and Federal Relations ..... Dr. Loretta Moore  
Vice President, Enrollment Management and Institutional Research..... Dr. Nicole Evans  
Vice President, Information Technology/Chief Information Officer ..... Dr. Deborah Dent  
Interim Vice President, Business and Finance ..... Dr. Marvel Turner  
Interim Vice President, Institutional Advancement ..... Ms. Sandra Hodge  
Director, Athletics..... Mr. Wheeler Brown  
Director, Internal Auditor ..... Mr. Christopher Thomas  
Executive Assistant to the President for Special Initiatives..... Dr. Kimberly Hilliard  
General Counsel ..... Mr. Matthew Taylor  
Executive Director, University Communications..... Mr. Danny Blanton

**Division of Academic and Student Affairs**

Provost and Senior Vice President, Academic and Student Affairs ..... Dr. Evelyn Leggette  
Vice President, Enrollment Management and Institutional Research..... Dr. Nicole Evans  
Associate Vice President, Academic Affairs ..... Dr. Thomas Calhoun  
Interim Associate Vice President, Student Affairs..... Ms. Laquala Colman  
Executive Director, Career Services Center..... Ms. Lashanda Jordan  
Executive Director, Human Resources ..... Mrs. Robin Pack  
Executive Director, Institute of Government ..... Dr. Otha Burton  
Executive Director, JSU Online ..... Ms. Andrea Jones-Davis  
Interim Executive Director, Housing and Residence Life..... Dr. Vance Siggers  
Director, Institutional Research, Planning, and Assessment ..... Dr. Shemeka McClung  
Director, Undergraduate Admissions..... Mrs. Janieth Adams  
Director, Financial Aid ..... Ms. Bettye J. Moncure  
Director, Registrar and Records..... Mr. Alfred Jackson  
Director, Undergraduate Recruitment..... Dr. Juanita Morris  
Director, Latasha Norman Center.....Ms. Frances White  
Director, JSU Veteran Center .....Dr. Latoya Reed  
Director, Upward Bound ..... Mr. Reginald Castilla  
Director, Health Center ..... Dr. Samuel Jones  
Director, Fannie Lou Hamer Institute @ Council of Federated Organizations COFO..... Dr. Rico Chapman  
Director, Richard Wright Center ..... Dr. Kathi R. Griffin  
Director, JSU Global (Formally International Studies) .....Dr. Priscilla Slade  
Interim Director, School of Lifelong Learning .....Dr. Carlos Wilson  
Interim Assistant Director, Disability Services/ADA Compliance..... Mr. Aaron Richardson  
Dean, College of Business..... Dr. Ramin Maysami  
Dean, College of Education and Human Development..... Dr. Daniel Watkins  
Dean, College of Liberal Arts..... Dr. Mario Azevedo  
Dean, College of Public Service..... Dr. Ricardo Brown  
Dean, College of Science, Engineering, and Technology..... Dr. Richard Alo'  
Dean, School of Journalism and Media Studies..... Dr. Elayne H. Anthony  
Interim Dean, School of Public Health ..... Dr. Mohammad Shabazzi  
Dean, Division of Graduate Studies..... Dr. Dorris Gardner  
Dean, H. T. Sampson Library..... Dr. Melissa Druckery  
Interim Dean, Division of Undergraduate Studies and Cyberlearning..... Dr. Marie O'Banner-Jackson  
Associate Dean, W.E.B Du Bois Honors College ..... Dr. Loria Brown-Gordon

Associate Dean, Graduate Studies..... Dr. Darcie Bishop  
 Associate Dean, College of Business..... Dr. Sheila Porterfield  
 Associate Dean, College of Education and Human Development.....Dr. Tameka Bradley  
 Associate Dean, College of Education and Human Development..... Dr. Millard Bingham  
 Associate Dean, College of Liberal Arts..... Dr. Bessie House-Soremekun  
 Associate Dean, College of Public Service..... Dr. Isiah Marshall  
 Associate Dean, College of Science, Engineering, and Technology..... Dr. Paul Tchounwou  
 Associate Dean, College of Science, Engineering, and Technology..... Dr. Wilbur Walters  
 Manager, Student Publications..... Ms. Shannon Tatum

### **Division of Business and Finance**

Interim, Chief Financial Officer..... Dr. Marvel Turner  
 Assistant Vice President, Facilities and Construction Mgmt.....Mr. Wayne Goodwin  
 Executive Director, JSU Business Office ..... Ms. Jewell Harris  
 Director, Auxiliary Enterprise..... Ms. Kamesha Hill  
 Director, Purchasing and Travel ..... Ms. Keilani Vanish  
 Associate Vice President, Public Safety ..... Mr. Lindsey Horton

### **Division of Information Technology**

Vice President, Information Technology and Chief Information Officer..... Dr. Deborah Dent  
 Vice President, Information Technology ..... Dr. Michael Robinson  
 Director, Academic IT..... Ms. Emily Bishop

### **Division of Institutional Advancement**

Vice President, Institutional Advancement ..... Mrs. Sandra Hodge  
 Interim, Executive Director, University Communications ..... Mr. Danny Blanton  
 Director, Welcome Center ..... Ms. Gwen Caples  
 Director, Alumni Constituency Relations..... Ms. Tabatha Terrell Brooks

### **Division of Research and Federal Relations**

Vice President, Research and Federal Relations..... Dr. Loretta Moore  
 Associate Vice President, Research and Administration ..... Mrs. Tracy Stapleton  
 Associate Vice President, Research and Sponsored Programs..... Dr. Safiya Omari  
 Associate Vice President, Research and Scholarly Advancement..... Dr. Candis Pizzetta  
 Executive Director, Mississippi Urban Research Center..... Dr. Melvin Davis  
 Director, Multimodal Transportation..... Dr. Feng Wang  
 Director, Jackson Heart Study Coordinating Center ..... Dr. Adolfo Correa  
 Director, Metro Jackson Community Prevention Coalition..... Dr. Melinda Todd  
 Director, Gallery 1 Arts..... Ms. Shonda McCarthy  
 Director, Research Compliance ..... Dr. Ora Rawls  
 Director, Title III Program..... Dr. Fredrick White



## THE UNIVERSITY

Jackson State University, founded in 1877, is a historically black higher-research activity university located in Jackson, the capital city of Mississippi. Jackson State's nurturing academic environment challenges individuals to change lives through teaching, research and service.

Officially designated as Mississippi's Urban University, Jackson State continues to enhance the state, the nation, and the world through comprehensive economic development, healthcare, and technological and educational initiatives. The only public university in the Jackson metropolitan area, Jackson State's main campus is located near downtown, and now have five satellite locations throughout the city.

Jackson State's downtown satellite location is housed in Jackson's 101 Capitol Centre Building, located on Capitol Street just east of the JSU main campus. This site brings together several components of JSU to form a one-of-a-kind public service center for Mississippi's capital city. Dubbed the "101 Building," JSU's downtown location houses the Department of Alumni and Constituency Relations/Annual Giving, the Institute of Government, the Department of Public Policy and Administration, the Department of Urban and Regional Planning, the Mississippi Urban Research Center, and the Mississippi Conference of Black Mayors. The downtown location opened in 2015.

Jackson State University has increased its academic offerings for adult learners desiring an education but needing alternate ways of attending the University. In order to further accommodate the fast-growing population of non-traditional students, Jackson State's satellite site in Madison, MS, offers classes at times more accommodating for non-traditional students. The Madison site opened during the summer 2013. Additionally, the Madison location fits into the University's enrollment management plan, which is to increase enrollment to 15,000 by 2021. The JSU Madison site is located at 382 Galleria Parkway, First Floor, which is visible and easily accessible from Interstate 55. Jackson State University has seen a large enrollment at its Madison site since its initial opening.

Among the many proud accomplishments of Jackson State University (2015-2017):

- JSU was awarded a \$2.98 million competitive First In the World grant from the U.S. Department of Education to enhance STEM experiences for students
- JSU named Apple Distinguished School for 2015 – 2017
- JSU created the first School of Public Health in the State of Mississippi in Fall 2015
- JSU School of Journalism and Media Studies launched in Fall 2015
- Three-year enrollment growth at JSU tops universities statewide, with the College of Science, Engineering and Technology becoming the largest college
- The College of Science, Engineering and Technology introduced two new programs: Bachelor of Science in Biotechnology and a Master of Science in Computational/Data-Enabled Science and Engineering
- JSU CyberLearning earns prestigious 2015 Campus Technology Innovators Award in the Teaching and Learning category
- JSU's College of Business received accreditation from the Network of International Business Schools
- JSU launched "Passport to the World" to offer students study-abroad opportunities
- JSU dedicated the Circle of Humanity to showcase the university's diversity at the recommendation of the student body
- JSU launched a 21<sup>st</sup>-century learning center in the Charles F. Moore Building

- JSU launched Engage, a “hands-on” active learning space in the H.T. Sampson Library
- The College of Science, Engineering and Technology broke ground for a new 24,000 square-foot two-story wing to house classrooms, laboratories and faculty offices
- JSU undergraduate accounting program ranks No. 19 in national review of 30 schools
- The College of Education and Human Development launched its Freshman to Ph.D. Program for aspiring educators
- JSU received the 2016 Giving Back Award from INSIGHT Into Diversity magazine, the largest oldest diversity and inclusion publication in higher education
- JSU was awarded over \$976,000 by the Mississippi Department of Education to run the Mathematics Advancement in Teaching through Professional Development Phase II (MAT-PD2) program for the next three years
- JSU was ranked No. 19 out of the Top 30 affordable undergraduate accounting school programs by Accounting Degree Review
- JSU has enhanced a partnership with Jackson Public Schools through dedicating a *Blackburn Learning Garden*, which is really a living partnership with students from Blackburn Middle School
- JSU hosted successful 2017 Mississippi Region II Science and Engineering Fair
- College of Business earns coveted AACSB extension for accreditation for all programs
- JSU Clinical Psychology Doctoral Program re-accredited for 5 years
- JSU designated 2017 Military Friendly School
- JSU ranked among the top 200 research universities in the country
- JSU ranked among the top 20 HBCUs
- JSU ranks in Top 5 among 4,000 colleges and universities for graduating minorities
- JSU Rehabilitation Counseling Program received full accreditation for five years for its master’s degree program from the Council on Rehabilitation Education (CORE)
- JSU is No. 1 with the most student athletes on SWAC’s 2015-2016 All-Academic Team
- JSU Urban and Regional Planning Department receives two-year accreditation extension

During the 2016 fall semester, Jackson State University reached an enrollment of 9,811 students. The University is accredited by the Commission on Colleges of the Southern Association of Colleges and Schools to award 46 bachelor’s degrees, 37 master’s degrees, 2 specialists-in-education degrees, and 13 doctoral degrees. For more information on Jackson State University, please visit [www.jsu.edu](http://www.jsu.edu).

## VISION STATEMENT

Building on its historic mission of empowering diverse students to become leaders, Jackson State University will become recognized as a challenging, yet nurturing, state-of-the-art technologically infused intellectual community. Students and faculty will engage in creative research, participate in interdisciplinary and multi-institutional/organizational collaborative learning teams and serve the global community.

## UNIVERSITY MISSION STATEMENT

The University produces technologically advanced, diverse, ethical, global leaders who think critically, address societal problems and compete effectively.

### Core Values

- **Tradition** - The University believes that its role as a historically black university inspires and exemplifies positive societal change.
- **Accountability** - The University believes in the principled exercise of leadership, excellence in scholarly activities, and the sanctity of the public trust.
- **Learning** – The University believes in an experientially enhanced learning environment where teaching, research, and service are integrated and mutually reinforcing.
- **Nurturing** - The University is committed to creating a community which affirms and welcomes people from diverse backgrounds and experiences and supports the realization of their human potential.
- **Service** - The University responds to the needs of society to the best of its ability and expect its graduates to do likewise.
- **Responsibility** – The University believes in and accepts its duty to enhance each generation's capacity to improve the human condition.

# HISTORY OF THE UNIVERSITY

---

Jackson State University's distinguished history began in 1877 as Natchez Seminary, a private church school set up in Natchez, MS under the auspices of the American Baptist Home Mission Society of New York. Beginning with only 20 students, the seminary educated newly freed African-Americans as ministers and teachers.

In 1882, the society moved the school to Jackson, MS to the location where Millsaps College now stands. The seminary was renamed Jackson College in recognition of its new location in central Mississippi. Three years later, construction began on the site that is now the University's main campus.

After the turn of the 20th century, the institution began to broaden its course of study, and in 1924, the college awarded its first degree. By 1934, the American Baptist Home Mission Society had withdrawn its support for the college, which began efforts toward garnering state support for the institution.

In 1940, the school reorganized its curriculum as a two-year program and changed its name to the Mississippi Negro Training School. The State Institutions of Higher Learning then expanded the curriculum to a four-year teacher education program. The first graduating class under state support received Bachelor of Science degrees in Education in May 1944; two months after, the school was renamed Jackson College for Negro Teachers.

By 1967, state support had been secured and the school was renamed Jackson State College. Through a legislative act in 1974, the College became Jackson State University (JSU). Five years later, the Institutions of Higher Learning officially designated JSU as Mississippi's Urban University.

From 1984 to 1991, JSU raised \$11.2 million through a five-year capital campaign. The increased support helped enhance the University's scholarship program, establish a Community Development Corporation to improve blighted areas around campus, organize a staff senate, create the Center for Professional Development and the Center for Technology Transfer, and expand programs through the Division of Continuing Education and the Universities Center.

Heading into the 1990s, Jackson State became more fiscally sound and responsible by reducing its debt and improving fiscal management, increasing campus security, and launching a campus and community improvement project. Jackson State also expanded its academic programs with 15 new graduate and undergraduate programs.

During this period, the University's academic achievements were bolstered by the establishment of the School of Social Work; the formation of the School of Engineering; the opening of the School of Allied Health Sciences; the accreditation of the School of Business; and the expansion of the master's program in Public Policy and Administration to departmental status, which made it the only such department in Mississippi's higher education system. The University's infrastructure also grew with a \$13.5 million expansion and renovation of the H.T. Sampson Library, which doubled its size, the completion of a \$2 million restoration of historic Ayer Hall, and the start of construction on a home for the School of Liberal Arts.

Jackson State made history in 1999 when it landed the Jackson Heart Study, the largest single-site, prospective, epidemiologic investigation of cardiovascular disease among African Americans ever undertaken. The study was initially funded through a \$12.9 million research grant and in 2005 it was extended through 2013 with an additional \$54 million.

Jackson State saw much advancement during the first 10 years of the new millennium, including a plan to combine the University's eight schools into five colleges: Business; Education and Human Development; Liberal Arts; Public Service; and Science, Engineering and Technology. The University also created a five-square-mile urban laboratory surrounding the campus called e-City, which is a technology-based economic, housing and community development initiative. Out of that initiative came the Mississippi Learning Institute, which is a partnership with city and state educational leadership that provides a reading-based, math-oriented system for pre-K through undergraduate education. In 2013, Jackson State University and the Jackson Public School District collaborated to form the first laboratory school in this area, Blackburn Laboratory Middle School. In 2015, the University established the School of Public Health Initiative and the School of Journalism and Media Studies.

Other successes in the new millennium include acquiring a \$20 million facility from Allstate Corporation for only \$3 million, which became home to the Mississippi e-Center@JSU. The facility is now a technological hub for corporate, community and academic advancement. The University also undertook \$200 million in construction, which resulted in a new College of Liberal Arts Building, College of Business Building, Walter Payton Recreation and Wellness Center, Student Center, College of Science, Engineering and Technology Building, and the retail and residential development, One University Place. The construction also brought new residence halls and apartments and the renovation of the Gibbs-Green Pedestrian Walkway. Also known as "the plaza," the decorative brick walkway provides an expanded pedestrian mall that beckons students and visitors from downtown Jackson to campus. Jackson State's connection to downtown continued to be enhanced in 2010 with the establishment of the Civil Rights corridor along John R. Lynch Street. The corridor, which is home to the historic COFO building, educates a new generation of the movement for equality.

Jackson State further expanded by opening a satellite campus location in Madison, Mississippi, and a Downtown Campus at the 101 Capitol Street Building. Additionally, the University has added new housing options for the expanding student population, including Tiger Point, Tiger Plaza and University Pointe. In summer 2016, the new 23,000-square-foot, two-story expansion to the College of Engineering Building opened. Today, Jackson State continues its legacy of academic excellence while it secures its future. Since 2013, Jackson State University has been recognized as one of only five Apple Distinguished Schools in the country. Launched in 2012, the university's iPad initiative, one of the largest in the nation, has provided every first-time entering freshman with a device to assist them with their studies. To prepare Jackson State University graduates to become world-class leaders, a CyberLearning ecosystem has been developed and opened, which is comprised of the three high-tech driven and 3-D equipped INNOVATE, CREATE and ENGAGE centers housed in the H.T. Sampson Library.

Jackson State University is designated as a "higher research activity" institution by the Carnegie Foundation and has been named as an Institutional Partner by the Bill & Melinda Gates Foundation. This emphasis on research and scholarship is cemented by data that show JSU continues the tradition of being a top producer of African-Americans with bachelor's degrees in education and by ongoing funding from government agencies, including a recent \$2.9 million "First in the World" grant from the U.S. Department of Education. The academic enterprise remains robust at Jackson State. Listed by Forbes Magazine as one of America's Top Colleges for 2015, cited by G.I. Jobs Magazine as a "Military-Friendly University" for the fourth consecutive year, and recognized by Diverse Issues in Higher Education Magazine for the number of STEM (science, technology, engineering and math) graduates produced annually, JSU remains an academic mecca.

With a historic enrollment of nearly 10,000 students, Jackson State University serves students from more than 63 foreign countries and nearly all 82 counties of Mississippi, providing them with the academic opportunities to develop the knowledge and skills to succeed as global leaders who contribute to their communities and to the world at large.



# **UNIVERSITY'S HISTORY TIMELINE**

## **ON A MISSION**

**1877:** Founded in Natchez, Miss., as Natchez Seminary, operating under the auspices of the American Baptist Home Mission Society of New York. Twenty newly freed slaves enroll to become ministers and teachers.

**1882:** Relocates to Jackson, Miss., and is renamed Jackson College.

**1885:** Construction begins on the site now home to the University's main campus.

## **EMERGING IDENTITY**

**1924:** First degree awarded.

**1934:** American Baptist Home Mission Society withdraws support, and the move toward state support begins.

**1940:** Renamed Mississippi Negro Training School. The State Institutions of Higher Learning expands curriculum to a four-year teacher education program.

**1944:** Renamed Jackson College for Negro Teachers. First graduating class under state support receives Bachelor of Science degrees in Education.

**1967:** Renamed Jackson State College.

**1974:** Renamed Jackson State University.

**1979:** Designated Mississippi's Urban University by the State Institutions of Higher Learning.

## **EXPANSION**

**1990s:** Schools of Social Work, Engineering, and Allied Health Sciences introduced; School of Business accredited; Public Policy and Administration master's program elevated to departmental status, making it the only such department in Mississippi. Infrastructure growth includes the \$13.5 million renovation of the H.T. Sampson Library, a \$2 million restoration of historic Ayer Hall and construction to house the School of Liberal Arts.

**1999:** Landmark Jackson Heart Study, largest investigation of cardiovascular disease among African-Americans, begins. Initially funded through a \$12.9 million research grant, it received an additional \$54 million in 2005.

## **THE NEW MILLENNIUM**

- The University's academic disciplines are organized into five colleges: Business; Education and Human Development; Liberal Arts; Public Service; and Science, Engineering and Technology and two schools: Journalism and Media Studies and Public Health.
  - e-City, an economic, housing and community development initiative, created.
  - The Mississippi Learning Institute, a city-state partnership with an emphasis on math and reading, created.
  - Mississippi e-Center@ JSU, a technological hub for corporate, community and academic advancement, established; housed in a \$20 million facility acquired from Allstate Corporation for only \$3 million.
  - \$200 million in construction: College of Liberal Arts, College of Business, Walter Payton Recreation and Wellness Center, Student Center, School of Engineering; new residence halls and apartments and the renovation of the Gibbs-Green Pedestrian Walkway (connecting the campus and downtown Jackson).
- 2010:** Civil Rights corridor established along John R. Lynch Street featuring the historic Council of Federal Organizations (COFO) Education Center and the opening of the retail and residential development One University Place.

**2012:** Launch of iPad initiative equipping freshmen with iPads to aid in learning.

**2013:** Madison satellite campus opens.

**2014:** Named Apple Distinguished School.

**2015:** JSU establishes the first School of Public Health in Mississippi.

**2015:** JSU 101 Building opens in downtown Jackson.

**2015:** School of Journalism and Media Studies opens.

## JSU PRESIDENTS

**1877-1894:** Dr. Charles Ayer

**1894-1911:** Dr. Luther G. Barrett

**1911-1927:** Dr. Zachary T. Hubert

**1927-1940:** Dr. B. Baldwin Dansby

**1940-1967:** Dr. Jacob L. Reddix

**1967-1984:** Dr. John A. Peoples, Jr.

**1984-1991:** Dr. James A. Hefner

**1991-1992:** Dr. Herman B. Smith, Jr. (interim)

**1992-1999:** Dr. James E. Lyons, Sr.


**1999-2000:** Dr. Bettye Ward Fletcher (interim)

**2000-2010:** Dr. Ronald Mason, Jr.

**2010:** Dr. Leslie Burl McLemore (interim)

**2011-2016:** Dr. Carolyn W. Meyers

**2016 – present:** Dr. Rod Paige (interim)



## **PRESIDENT'S CABINET**

Dr. Evelyn Leggette  
**Provost and Senior Vice President,  
Academic and Student Affairs**

Mr. Thomas Hudson, Esquire  
**Chief Operating Officer and Chief Diversity and  
Equal Employment Opportunity Officer/Title IX Coordinator**

Dr. Deborah Dent  
**Vice President, Information  
Technology and Chief Information Officer**

Dr. Nicole Evans  
**Vice President, Enrollment Management  
and Institutional Research**

Dr. Loretta Moore  
**Vice President, Research and Federal Relations**

Mr. Wheeler Brown  
**Director, Athletics**

Ms. Sandra Hodge  
**Interim Vice President, Institutional Advancement**

Dr. Marvel Turner, Sr.  
**Interim Vice President, Business and Finance**

Mr. Matthew Taylor, Esquire  
**General Counsel**

Mr. Christopher Thomas  
**Director, Internal Audit**

Mr. Danny Blanton  
**Executive Director, University Communications**

Dr. William McHenry  
**Executive Director, E-Center**

# ACCREDITATIONS

---

Jackson State University is accredited by the Commission on Colleges of the Southern Association of Colleges and Schools (1866 Southern Lane, Decatur, Georgia 30033-4097; Telephone number 404-679-4501) to award the Bachelor's, Master's, Specialist, and Doctorate degrees.

Association to Advance Collegiate Schools of Business (AACSB)  
National Council for the Accreditation of Teacher Education (NCATE)  
Council for the Accreditation of Educator Preparation (CAEP)  
American Psychology Association (APA)  
National Association of Schools of Art and Design (NASAD)  
National Association of Schools of Music (NASM)  
Council on Social Work Education (CSWE)  
Planning Accreditation Board (PAB)  
American Chemical Association (ACA)  
Association of Technology, Management, and Applied Engineering (ATMAE)  
Accreditation Board for Engineering and Technology (ABET)  
Council on Academic Accreditation in Audiology and Speech Language Pathology (CAA)  
Council of Education for Public Health (CEPH)  
Network of International Business Schools (NIBS)  
Council for Accreditation of Counseling and Related Educational Programs (CACREP)  
Council on Rehabilitation Education (CORE)



# MEMBERSHIPS

---

American Association of Colleges for Teacher Education  
American Association of Collegiate Registrars and Admissions Officers  
American Association of Collegiate Schools of Business  
American College Health Association  
American Planning Association  
American Council on Education  
American Schools of Construction  
American Society for Engineering Education  
Association of American Colleges  
Association of Baccalaureate Social Worker Program Directors, Inc.  
Association of College Unions International  
Association of Collegiate Schools of Planning  
Association of Departments of English  
Association of Departments of Foreign Language  
Association of State Colleges and Universities  
Campus Compact  
Cooperative Education Association  
Council of Academic Programs in Communication Sciences and Disorders  
Council of Colleges of Arts and Sciences  
Council of Graduate Schools  
Council of Southern Graduate Schools  
Council of Historically Black Graduate Schools  
Group for the Advancement of Doctoral Education  
Institute of International Education  
Mississippi Academy of Sciences  
Mississippi Association of College Student Affairs Professionals  
Mississippi Association of Colleges  
Mississippi Association of Colleges and Employers  
Mississippi Association of Colleges for Teacher Education  
Mississippi Association of Collegiate Registrars and Admissions Officers  
Mississippi Council of Colleges of Arts and Sciences  
Mississippi Counseling Association  
National Association of College Deans, Registrars and Admissions Officers  
National Association of Colleges and Employers  
National Association of Deans and Directors of Schools of Social Work  
National Association of Student Affairs Professionals  
National Association of Veterans Programs Administrators  
National Center for Public Service Internship Program  
National Collegiate Honors Council  
National Commission on Accrediting  
National Council for Small Business Management Development  
National Student Exchange  
Southeastern Association of Colleges and Employers  
Southern Business Administration Association  
Southern College Health Association

# **New Students**



**JACKSON STATE UNIVERSITY  
MAJOR FEEDER HIGH SCHOOLS FOR ACT-TESTED  
FIRST-TIME ENTERING FRESHMEN  
FALL 2016**

HIGH SCHOOL	LOCATION	ENROLLED NUMBER	AVG. ACT
Murrah High School	Jackson, MS	47	20.45
Terry High School	Terry, MS	33	18.97
Robert M. Callaway High School	Jackson, MS	32	17.84
Jim Hill Senior High School	Jackson, MS	31	19.48
Lanier High School	Jackson, MS	26	18.23
Provine High School	Jackson, MS	22	18.05
Forest Hill High School	Jackson, MS	19	18.84
Greenville High School	Greenville, MS	13	18.31
Canton High School	Canton, MS	13	17.46
Yazoo City High School	Yazoo City, MS	10	17.10
Greenwood Senior High School	Greenwood, MS	10	18.60
Vicksburg High School	Vicksburg, MS	9	17.56
Hattiesburg High School	Hattiesburg, MS	9	21.11
Jacob J. McClain High School	Lexington, MS	9	16.56
Columbus High School	Columbus, MS	8	18.13
Leland High School	Leland, MS	8	18.13
Wingfield High School	Jackson, MS	8	18.13
Velma Jackson Magnet High School	Camden, MS	8	19.00
Clinton High School	Clinton, MS	7	21.71
Clarksdale High School	Clarksdale, MS	7	19.43
Ridgeland High School	Ridgeland, MS	7	17.57
Rosa Fort High School	Tunica	7	18.00
Amanda Elzy High School	Greenwood, MS	6	16.33
Brandon High School	Brandon, MS	6	21.33
Madison Central High School	Madison, MS	6	17.33
Natchez High School	Natchez	6	17.33

**JACKSON STATE UNIVERSITY  
ACT-DATA  
FIRST-TIME ENTERING FRESHMEN  
FALL 2016**

Reference Score Values	2016 ACT Scores				
	English	Math	Reading	Science Reasoning	Composite
Twenty-fifth percentile	16.0	16.0	17.0	18.0	17.0
Median	19.0	17.0	20.0	20.0	18.0
Seventy-fifth percentile	22.0	20.0	22.0	22.0	21.0
Overall mean	19.14	18.34	20.15	19.92	19.18
Standard deviation	4.4	3.35	4.28	3.2	3.25
Average ACT Scores by High School Rank	Top Quarter	Second Quarter	Third Quarter	Bottom Quarter	
English	14.18	17.08	20.19	25.15	
Mathematics	15.31	16.44	18.23	23.04	
Reading	15.37	18.26	21.00	26.02	
Science Reasoning	16.03	18.88	20.75	24.04	
Composite	15.84	17.56	19.46	23.85	

COLLEGE FRESHMEN TRENDS	2013	2014	2015	2016
Average ACT Score				
English	19.09	18.92	19.24	19.14
Mathematics	18.33	18.34	18.53	18.34
Reading	19.62	19.75	20.07	20.15
Science Reasoning	19.61	19.58	19.96	19.92
Composite	18.96	18.95	19.30	19.18
Average High School GPA	2.93	2.98	3.03	2.91

*Source: ACT Class Profile Service Report*

**JACKSON STATE UNIVERSITY  
DISTRIBUTION OF ENHANCED ACT SCORES  
FIRST-TIME ENTERING FRESHMEN  
FALL 2016**

<b>SCORES</b>	<b>English</b>	<b>Mathematics</b>	<b>Reading</b>	<b>Science Reasoning</b>	<b>Composite</b>
<b>36</b>	-	-	-	-	-
<b>35</b>	-	-	1	-	-
<b>34</b>	3	1	1	-	-
<b>33</b>	3	-	6	2	1
<b>32</b>	5	-	7	-	-
<b>31</b>	7	3	5	1	-
<b>30</b>	10	-	25	-	2
<b>29</b>	14	1	18	2	4
<b>28</b>	19	7	31	13	12
<b>27</b>	19	17	30	15	17
<b>26</b>	22	22	27	17	32
<b>25</b>	51	28	37	43	56
<b>24</b>	51	65	36	75	36
<b>23</b>	58	46	80	83	64
<b>22</b>	81	54	88	108	52
<b>21</b>	71	39	141	187	88
<b>20</b>	122	56	83	187	104
<b>19</b>	92	65	131	158	147
<b>18</b>	102	158	131	151	210
<b>17</b>	100	192	134	83	216
<b>16</b>	131	315	88	77	178
<b>15</b>	131	132	54	43	42
<b>14</b>	72	26	47	27	18
<b>13</b>	32	10	21	15	5
<b>12</b>	22	-	12	3	8
<b>11</b>	13	10	1	15	-
<b>10</b>	4	-	-	-	-
<b>9</b>	-	-	-	2	-
<b>8</b>	2	-	1	1	-
<b>7</b>	-	-	1	-	-
<b>6</b>	-	-	-	-	-
<b>5</b>	-	-	-	-	-
<b>4</b>	-	-	-	-	-

*Average ACT Score is 19.18*

*Source: ACT Class Profile Service Report*

**JACKSON STATE UNIVERSITY**  
**ACT COMPOSITE SCORES**  
**FIRST-TIME ENTERING FRESHMEN**  
**5-YEAR TREND**

<b>SCORES</b>	<b>2012</b>	<b>2013</b>	<b>2014</b>	<b>2015</b>	<b>2016</b>
36	-	-	1	-	-
35	-	1	-	-	-
34	-	-	-	-	-
33	-	-	1	1	1
32	1	-	2	-	-
31	-	-	1	-	-
30	2	2	-	4	2
29	2	1	5	8	4
28	5	3	10	8	12
27	10	15	14	25	17
26	13	20	23	31	32
25	23	26	40	47	56
24	18	28	32	30	36
23	27	45	39	51	64
22	65	74	86	89	52
21	56	90	64	75	88
20	76	93	113	102	104
19	103	126	105	129	147
18	139	154	174	204	210
17	143	176	186	175	216
16	114	159	177	175	178
15	26	46	51	55	42
14	22	26	30	15	18
13	12	8	12	8	5
12	1	2	5	1	8
11	2	0	-	1	-
10	-	-	-	-	-
9	-	-	-	-	-
8	-	-	-	-	-
7	-	-	-	-	-
6	-	-	-	1	-
5	-	-	-	-	-
4	-	-	-	-	-
<b>Composite</b>	<b>18.9</b>	<b>19.0</b>	<b>19.0</b>	<b>19.3</b>	<b>19.18</b>

# **ENROLLMENT**

**JACKSON STATE UNIVERSITY  
ENROLLMENT OF MAJORS BY STATUS  
FALL 2016**

MAJORS/COLLEGES	FULL-TIME	PART-TIME	Total
Accounting	256	61	317
Business Administration	350	106	456
Economics	17	4	21
Entrepreneurship	64	16	80
Finance	47	7	54
Management	129	20	149
Marketing	85	7	92
<b>TOTAL, COLLEGE OF BUSINESS</b>	<b>948</b>	<b>221</b>	<b>1169</b>
Child Care and Family Education	404	55	459
Clinical Mental Health	20	38	58
Counseling, Rehabilitation and Psychometric Services	26	31	57
Early Childhood Education	13	16	29
Early Childhood Education K-3	68	103	171
Education	12	114	126
Educational Administration	31	121	152
Educational Administration and Supervision	1	3	4
Elementary Education	323	58	381
Health, Physical Education and Recreation	240	47	287
Professional Interdisciplinary Studies	257	112	369
Reading	9	11	20
School Counseling	2	13	15
Secondary Education	-	3	3
Social Science Education	12	3	15
Special Education	20	9	29
Sport Science	21	48	69
Teaching	1	103	104
Urban Higher Education	42	42	84
<b>TOTAL, COLLEGE OF EDUCATION AND HUMAN DEVELOPMENT</b>	<b>1502</b>	<b>930</b>	<b>2432</b>
Art	119	22	141
Clinical Psychology	21	13	34
Criminal Justice and Correctional Services	389	44	433
Criminology and Justice Services	3	16	19
English	83	23	106
Foreign Languages	7	2	9
History	53	28	81
Music Education	39	12	51
Performance	96	16	112
Political Science	94	14	108
Psychology	243	18	261
Sociology	20	26	46
Speech	48	7	55
<b>TOTAL, COLLEGE OF LIBERAL ARTS</b>	<b>1215</b>	<b>241</b>	<b>1456</b>
Public Administration	26	65	91
Public Policy and Administration	11	67	78
Social Work	568	132	700
Urban and Regional Planning	14	55	69
Urban Studies	10	3	13
<b>TOTAL, COLLEGE OF PUBLIC SERVICE</b>	<b>629</b>	<b>322</b>	<b>951</b>



**JACKSON STATE UNIVERSITY**  
**ENROLLMENT OF MAJORS BY STATUS (Continued)**  
**FALL 2016**

Biology	934	161	1095
Biomedical Engineering	11	2	13
Chemistry	169	47	216
Civil Engineering	194	18	212
Computational and Data-Enabled Science and Engineering	25	10	35
Computer Engineering	203	29	232
Computer Science	154	32	186
Data-Enabled Science and Engineering	0	1	1
Earth System Science	7	3	10
Electrical Engineering	75	11	86
Engineering	32	22	54
Environmental Science	5	36	41
Hazardous Materials Management	3	22	25
Industrial Technology	133	12	145
Mathematics	61	8	69
Mathematics Education	14	1	15
Meteorology	25	4	29
Physics	30	4	34
Science and Mathematics Teaching	4	7	11
Statistics	2	1	3
Technology Education	14	72	86
<b>TOTAL, COLLEGE OF SCIENCE, ENGINEERING AND TECHNOLOGY</b>	<b>2095</b>	<b>503</b>	<b>2598</b>
Mass Communications	229	40	269
<b>TOTAL, SCHOOL OF JOURNALISM &amp; MEDIA STUDIES</b>	<b>229</b>	<b>40</b>	<b>269</b>
Communicative Disorders	115	6	121
Health Care Administration	430	32	462
Public Health	91	106	197
<b>TOTAL, SCHOOL OF PUBLIC HEALTH INITIATIVE</b>	<b>636</b>	<b>144</b>	<b>780</b>
Non-Degree Major	0	10	10
Undecided major	81	65	146
<b>TOTAL</b>	<b>81</b>	<b>75</b>	<b>156</b>
<b>Grand Total</b>	<b>7335</b>	<b>2476</b>	<b>9811</b>

**JACKSON STATE UNIVERSITY  
ENROLLMENT OVERVIEW  
2-YEAR COMPARISON**

	Fall 2015		Fall 2016	
<b>UNIVERSITY TOTALS</b>	<b>9802</b>	<b>100%</b>	<b>9811</b>	<b>100%</b>
Full-Time	7548	77.0%	7335	74.76%
Part-Time	2254	23.0%	2476	25.24%
F.T.E.	<b>8398</b>		<b>8340</b>	
Total Undergraduate	7475	76.26%	7492	76.36%
Total Graduate	2327	23.74%	2319	23.64%
Freshman	2068	21.10%	2044	20.83%
Sophomore	1416	14.44%	1469	14.97%
Junior	1623	16.56%	1659	16.91%
Senior	2368	24.16%	2320	23.65%
Masters	1495	15.25%	1476	15.61%
Specialist	103	1.05%	126	0.95%
Doctorate	708	7.22%	709	7.00%
Unclassified-Post Baccalaureate	21	0.21%	8	0.08%
In-State	7781	79.38%	7516	76.61%
Out-of-State	1731	17.66%	1963	20.01%
International	289	2.95%	332	3.38%
Unknown	1	0.01%	-	-
Men	3413	34.82%	3360	65.75%
Women	6389	65.18%	6451	34.25%
Black	8860	90.39%	8910	90.82%
White	633	6.46%	616	6.28%
Hispanic	61	0.62%	85	0.87%
Asian	103	1.05%	65	0.66%
American Indian	32	0.33%	28	0.28%
Pacific Islander	1	0.01%	2	0.02%
Not Identified	-	-	-	-
Multi-Racial	112	1.14%	105	1.07%
Business	1139	11.62%	1169	11.92%
Education & Human Development	2444	24.93%	2432	24.79%
Journalism and Media Studies	-	-	269	2.74%
Liberal Arts	1829	18.66%	1456	14.84%
Public Service	939	9.58%	951	9.69%
Public Health Initiative	754	7.69%	780	7.95%
Science, Engineering, & Technology	2503	25.54%	2598	26.48%
Undeclared Majors	194	1.98%	156	1.59%

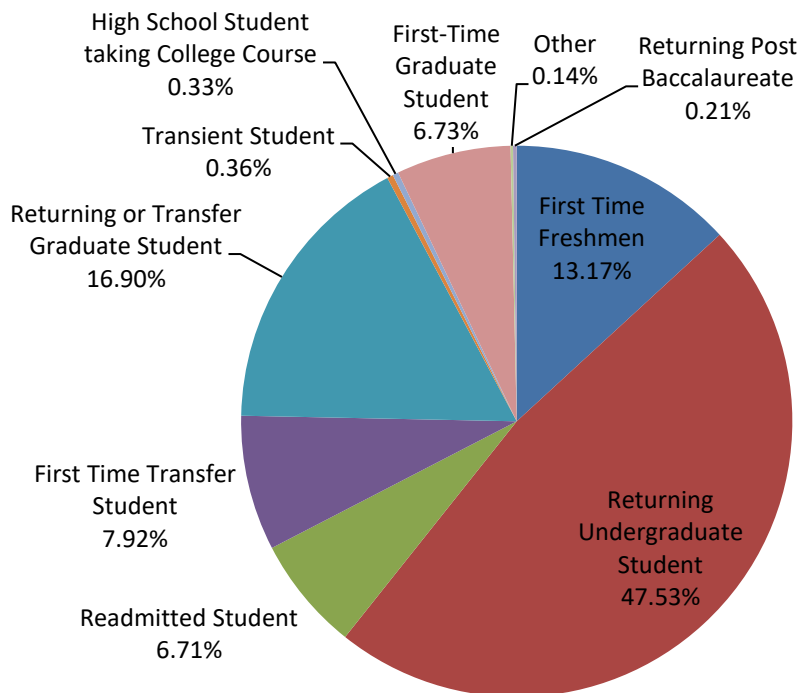
**JACKSON STATE UNIVERSITY  
ENROLLMENT PROFILE  
5-YEAR TREND**

	Fall 2012	Fall 2013	Fall 2014	Fall 2015	Fall 2016
<b>UNIVERSITY TOTALS</b>	<b>8819</b>	<b>9134</b>	<b>9508</b>	<b>9802</b>	<b>9811</b>
Full-Time	6303	6665	6819	7548	7335
Part-Time	2516	2469	2689	2254	2476
F.T.E.	7131	7544	7815	8398	8340
Total Undergraduate	6675	6902	7199	7475	7492
Total Graduate	2144	2232	2309	2327	2319
Freshman	1538	1742	1935	2068	2044
Sophomore	1223	1240	1320	1416	1469
Junior	1556	1493	1641	1623	1659
Senior	2358	2427	2303	2368	2320
Masters	1412	1480	1478	1495	1476
Specialist	130	107	101	103	126
Doctorate	538	602	697	708	709
Unclassified-Post Baccalaureate	64	43	33	21	8
In-State	7465	7656	7790	7781	7516
Out-of-State	1174	1258	1449	1731	1963
International	177	218	264	289	332
Unknown	3	2	5	1	-
Men	3120	3204	3363	3413	3360
Women	5699	5930	6145	6389	6451
Black	7970	8239	8566	8860	8910
White	606	588	623	633	616
Hispanic	48	60	55	61	85
Asian	82	99	116	103	65
American Indian	29	36	41	32	28
Pacific Islander	1	1	1	1	2
Multi-Racial	83	111	105	112	-
Unknown	-	-	1	-	105
Business	1026	1060	1058	1139	1169
Education & Human Development	2065	2467	2519	2444	2432
Journalism & Media Studies	-	-	-	-	269
Liberal Arts	1708	1772	1733	1829	1456
Lifelong Learning	350	-	-	-	-
Public Service	1260	1366	1540	939	951
Public Health Initiative	-	-	-	754	780
Science, Engineering, & Technology	2005	2108	2308	2503	2598
Undeclared Majors	405	361	350	194	156

**JACKSON STATE UNIVERSITY**  
**ENROLLMENT BY REGISTRATION TYPE**  
**5-YEAR TREND**

	Fall 2012	Fall 2013	Fall 2014	Fall 2015	Fall 2016
First-Time Freshmen	873	1103	1196	1235	1292
Returning Undergraduate Students	4612	4529	4522	4727	4663
Readmitted Students	477	530	639	624	658
First-Time Transfer Students	642	678	790	772	777
First-Time Graduate Students	568	628	645	641	660
Returning or Transfer Graduate Students	1570	1602	1660	1685	1658
Transient Students	74	37	38	39	35
Non-Formula Students	-	3	3	-	-
Other	2	24	14	36	14
High School Students	1	-	-	-	33
Returning Post Baccalaureate	-	-	1	43	21
<b>TOTAL</b>	<b>8819</b>	<b>9134</b>	<b>9508</b>	<b>9802</b>	<b>9811</b>

**Enrollment by Registration Type Fall 2016**



# **COLLEGES**

**JACKSON STATE UNIVERSITY  
COLLEGE OF BUSINESS  
5-YEAR TREND**

	<b>Fall 2012</b>	<b>Fall 2013</b>	<b>Fall 2014</b>	<b>Fall 2015</b>	<b>Fall 2016</b>
COLLEGE TOTAL	1026	1060	1058	1139	1169
Full-time	824	877	876	965	948
Part-time	202	183	182	174	221
Total Undergraduate	898	946	938	1046	1031
Total Graduate	128	114	120	93	138
Freshman	183	213	239	292	300
Sophomore	177	191	164	205	209
Junior	207	215	224	216	200
Senior	331	327	311	331	322
Masters	96	86	91	68	110
Specialist	-	-	-	-	-
Doctorate	32	28	29	25	28
Unclassified-Post Baccalaureate	-	-	-	2	-
Men	476	480	500	542	513
Women	550	580	558	597	656
Black	918	949	947	1018	1051
White	82	79	77	78	79
Hispanic	8	10	8	11	20
Asian	9	11	15	12	5
American Indian	2	2	2	4	1
Pacific Islander	-	-	-	-	1
Not Identified	-	-	-	-	0
Multi-racial	7	9	9	16	12
FULL-TIME FACULTY					
Professor	9	8	3	9	9
Associate Professor	10	10	9	11	11
Assistant Professor	13	13	16	11	10
Instructor	5	5	7	6	5
Lecturer	-	-	1	-	-
Other Academic Rank	-	-	-	-	-
Total Faculty	37	36	36	37	35
STUDENT CREDIT HOURS					
Intermediate	33	-	-	-	-
Lower	2,181	2214	2247	3215	3267
Upper	4,815	5214	5253	4758	5301
Graduate*	1,102	717	669	489	930
Doctoral*	-	186	116	137	130
TOTAL	8131	8331	8285	8599	9628

The Doctoral hours are added to Graduate hours for years 2011 and 2012.\*

**JACKSON STATE UNIVERSITY**  
**COLLEGE OF EDUCATION & HUMAN DEVELOPMENT**  
**5-YEAR TREND**

	Fall 2012	Fall 2013	Fall 2014	Fall 2015	Fall 2016
COLLEGE TOTAL	2065	2467	2519	2444	2432
Full-time	1,044	1307	1303	1543	1502
Part-time	1,021	1160	1216	901	930
Total Undergraduate	1,226	1603	1643	1554	1501
Total Graduate	839	864	876	890	931
Freshman	125	172	209	222	203
Sophomore	176	155	241	240	215
Junior	361	311	415	397	402
Senior	564	579	778	695	681
Masters	535	543	525	522	540
Specialist	130	107	101	103	126
Doctorate	174	214	250	265	265
Unclassified-Post Baccalaureate	-	-	-	-	-
Men	493	602	614	585	568
Women	1,572	1865	1905	1859	1864
Black	1,930	2294	2320	2269	2266
White	97	108	132	122	118
Hispanic	4	14	10	11	17
Asian	10	12	18	14	5
American Indian	16	25	20	10	11
Pacific Islander	1	1	1	1	1
Multi-racial	7	13	18	17	14
FULL-TIME FACULTY					
Professor	17	16	13	15	15
Associate Professor	17	17	20	18	17
Assistant Professor	18	17	14	21	19
Instructor	11	10	9	8	5
Lecturer	1	1	5	1	1
Total Faculty	64	61	61	63	57
STUDENT CREDIT HOURS					
Intermediate	684	-	-	-	-
Developmental	-	-	-	-	-
Lower	6,576	5082	6314	6058	6058
Upper	5,955	5529	4965	5138	5089
Graduate*	5,203	4012	3953	4046	4472
Doctoral*	-	1395	1574	1424	1188
TOTAL	18418	16018	16806	16666	16807

The Doctoral hours are added to Graduate hours for years 2011 and 2012. \*

The School of Lifelong Learning is included in the College of Education and Human Development in 2013-2015. \*\*

**JACKSON STATE UNIVERSITY  
COLLEGE OF LIBERAL ARTS  
5-YEAR TREND**

	Fall 2012	Fall 2013	Fall 2014	Fall 2015	Fall 2016
COLLEGE TOTAL	1708	1772	1733	1829	1456
Full-time	1,423	1502	1444	1578	1215
Part-time	285	270	289	251	241
Total Undergraduate	1,486	1533	1520	1621	1324
Total Graduate	222	239	213	208	132
Freshman	350	392	418	500	407
Sophomore	308	320	299	316	283
Junior	339	334	360	338	249
Senior	489	487	443	467	385
Masters	181	201	171	170	98
Specialist	-	-	-	-	-
Doctorate	41	38	42	38	34
Unclassified-Post Baccalaureate	-	-	-	-	-
Men	719	734	727	774	621
Women	989	1038	1006	1055	835
Black	1,577	1643	1598	1686	1348
White	87	76	72	81	61
Hispanic	5	12	12	10	12
Asian	10	9	7	9	6
American Indian	2	3	9	7	3
Pacific Islander	-	-	-	-	0
Not Identified	-	-	-	-	-
Multi-racial	27	29	35	36	26
FULL-TIME FACULTY					
Professor	12	12	7	9	10
Associate Professor	25	25	23	30	25
Assistant Professor	46	46	40	35	31
Instructor	38	38	34	37	38
Lecturer	2	2	9	-	-
Other Academic Rank	-	-	-	-	-
Total Faculty	123	123	113	111	104
STUDENT CREDIT HOURS					
Developmental	497	108	-	-	-
Lower	19,703	22704	23116	22569	21636
Upper	7,302	8198	7471	7842	6578
Graduate	1,523	1257	1051	889	641
Doctoral	-	328	344	315	266
TOTAL	29025	32596	31982	31615	29121

The Doctoral hours are added to Graduate hours for years 2011-12.



**JACKSON STATE UNIVERSITY  
COLLEGE OF LIFELONG LEARNING  
2-YEAR TREND**

	Fall 2011	Fall 2012
<b>COLLEGE TOTAL</b>	<b>363</b>	<b>350</b>
Full-time	227	219
Part-time	136	131
Total Undergraduate	363	350
Total Graduate	-	-
Freshman	24	14
Sophomore	40	38
Junior	79	81
Senior	220	217
Masters	-	-
Specialist	-	-
Doctorate	-	-
Unclassified-Post Baccalaureate	-	-
Men	106	102
Women	257	248
Black	340	328
White	15	14
Hispanic	4	2
Asian	-	-
American Indian	2	3
Pacific Islander	-	-
Not Identified	-	-
Multi-racial	2	3
<b>FULL-TIME FACULTY</b>		
Professor	-	-
Associate Professor	-	-
Assistant Professor	3	3
Instructor	1	1
Lecturer	-	-
Other Academic Rank	-	-
Total Faculty	4	4
<b>STUDENT CREDIT HOURS</b>		
Intermediate	222	183
Lower	2018	1434
Upper	1149	1239
Graduate	-	-
Doctoral	-	-
<b>TOTAL</b>	<b>3389</b>	<b>2856</b>

The College of Lifelong Learning became the School of Lifelong Learning in Fall 2013.\*  
The School of Lifelong Learning is calculated in the College of Education for 2013-2015.\*

**JACKSON STATE UNIVERSITY  
COLLEGE OF PUBLIC SERVICE  
5-YEAR TREND**

	Fall 2012	Fall 2013	Fall 2014	Fall 2015	Fall 2016
COLLEGE TOTAL	1,260	1366	1540	939	951
Full-time	863	958	1039	640	629
Part-time	397	408	501	299	322
Total Undergraduate	672	719	825	442	454
Total Graduate	588	647	715	497	497
Freshman	101	124	148	72	70
Sophomore	116	115	147	60	61
Junior	180	195	237	124	131
Senior	275	285	293	186	192
Masters	370	400	429	316	319
Specialist	-	-	-	-	-
Doctorate	218	247	286	181	178
Unclassified-Post Baccalaureate	-	-	-	-	-
Men	213	222	246	156	163
Women	1,047	1144	1294	783	788
Black	1,127	1204	1365	861	867
White	104	123	135	62	66
Hispanic	4	6	6	2	4
Asian	15	20	21	5	3
American Indian	1	1	2	2	4
Pacific Islander	-	0	-	-	-
Multi-racial	5	12	11	7	7
FULL-TIME FACULTY					
Professor	9	9	12	6	6
Associate Professor	15	15	12	11	14
Assistant Professor	20	20	21	10	8
Instructor	2	2	3	7	4
Lecturer	1	1	6	-	-
Other Academic Rank	-	-	-	-	-
Total Faculty	47	47	54	34	32
STUDENT CREDIT HOURS					
Intermediate	-	-	-	-	-
Lower	1,109	996	1479	1269	1278
Upper	3,122	3739	3732	1989	2194
Graduate*	4,206	3562	3559	2899	2756
Doctoral*	-	1199	1206	761	712
TOTAL	8437	9496	9976	6918	6940

For Fall 2015, the calculations in this table show a decrease amount due to the establishment of the School of Public Health Initiative (see page 37). The Doctoral hours are added to Graduate hours for years 2011 and 2012.\*\*

**JACKSON STATE UNIVERSITY**  
**COLLEGE OF SCIENCE, ENGINEERING AND TECHNOLOGY**  
**5-YEAR TREND**

	Fall 2012	Fall 2013	Fall 2014	Fall 2015	Fall 2016
COLLEGE TOTAL	2,005	2108	2308	2503	2598
Full-time	1,678	1768	1906	2116	2095
Part-time	327	340	402	387	503
Total Undergraduate	1,703	1783	1968	2142	2249
Total Graduate	302	325	340	361	349
Freshman	546	618	713	776	820
Sophomore	357	383	421	458	488
Junior	354	310	375	418	433
Senior	446	472	459	490	508
Masters	229	250	262	273	239
Specialist	-	-	-	-	-
Doctorate	73	75	78	88	110
Unclassified-Post Baccalaureate	-	-	-	-	-
Men	927	991	1100	1178	1188
Women	1,078	1117	1208	1325	1410
Black	1,781	1843	2038	2209	2305
White	152	158	168	189	194
Hispanic	14	16	17	23	26
Asian	29	43	49	48	35
American Indian	5	4	8	8	9
Pacific Islander	-	-	-	-	-
Not Identified	-	-	-	-	-
Multi-racial	24	44	28	26	29
FULL-TIME FACULTY					
Professor	35	41	23	39	39
Associate Professor	38	37	28	36	34
Assistant Professor	28	24	49	26	28
Instructor	13	12	5	6	8
Lecturer	-	5	5	-	-
Other Academic Rank	-	-	-	-	-
Total Faculty	114	119	110	107	109
STUDENT CREDIT HOURS					
Intermediate	723	-	-	-	-
Lower	13,835	14288	14725	16752	16309.5
Upper	4,785	4755	4608	4752	5759
Graduate*	2,098	1615	1887	1738	1718
Doctoral*	-	719	724	403	376.5
TOTAL	21441	21377	21944	23645	24163

The Doctoral hours are added to Graduate hours for years 2011 and 2012. \*\*

**JACKSON STATE UNIVERSITY**  
**SCHOOL OF JOURNALISM AND MEDIA STUDIES**  
**5-YEAR TREND**

	Fall 2012	Fall 2013	Fall 2014	Fall 2015	Fall 2016
COLLEGE TOTAL	-	-	-	-	269
Full-time	-	-	-	-	229
Part-time	-	-	-	-	40
Total Undergraduate	-	-	-	-	239
Total Graduate	-	-	-	-	30
Freshman	-	-	-	-	62
Sophomore	-	-	-	-	65
Junior	-	-	-	-	72
Senior	-	-	-	-	40
Masters	-	-	-	-	30
Specialist	-	-	-	-	-
Doctorate	-	-	-	-	-
Unclassified-Post Baccalaureate	-	-	-	-	-
Men	-	-	-	-	134
Women	-	-	-	-	135
Black	-	-	-	-	256
White	-	-	-	-	5
Hispanic	-	-	-	-	1
Asian	-	-	-	-	2
American Indian	-	-	-	-	-
Pacific Islander	-	-	-	-	-
Not Identified	-	-	-	-	-
Multi-racial	-	-	-	-	5
FULL-TIME FACULTY					
Professor	-	-	-	-	0
Associate Professor	-	-	-	-	1
Assistant Professor	-	-	-	-	2
Instructor	-	-	-	-	1
Lecturer	-	-	-	-	-
Other Academic Rank	-	-	-	-	-
Total Faculty	-	-	-	-	4
STUDENT CREDIT HOURS					
Intermediate	-	-	-	-	-
Lower	-	-	-	-	204
Upper	-	-	-	-	960
Graduate	-	-	-	-	129
Doctoral	-	-	-	-	-
TOTAL	-	-	-	-	1293

**JACKSON STATE UNIVERSITY  
SCHOOL OF PUBLIC HEALTH INITIATIVE  
5-YEAR TREND**

	Fall 2012	Fall 2013	Fall 2014	Fall 2015	Fall 2016
COLLEGE TOTAL	-	-	-	754	780
Full-time	-	-	-	590	636
Part-time	-	-	-	164	144
Total Undergraduate	-	-	-	497	548
Total Graduate	-	-	-	257	232
Freshman	-	-	-	98	85
Sophomore	-	-	-	104	124
Junior	-	-	-	116	162
Senior	-	-	-	179	177
Masters	-	-	-	146	138
Specialist	-	-	-	-	-
Doctorate	-	-	-	111	94
Unclassified-Post Baccalaureate	-	-	-	-	-
Men	-	-	-	91	94
Women	-	-	-	663	686
Black	-	-	-	659	684
White	-	-	-	72	76
Hispanic	-	-	-	3	4
Asian	-	-	-	10	6
American Indian	-	-	-	1	-
Pacific Islander	-	-	-	-	-
Not Identified	-	-	-	-	-
Multi-racial	-	-	-	9	10
FULL-TIME FACULTY					
Professor	-	-	-	8	7
Associate Professor	-	-	-	4	6
Assistant Professor	-	-	-	7	6
Instructor	-	-	-	1	1
Lecturer	-	-	-	-	-
Other Academic Rank	-	-	-	1	-
Total Faculty	-	-	-	21	20
STUDENT CREDIT HOURS					
Intermediate	-	-	-	-	-
Lower	-	-	-	153	135
Upper	-	-	-	2455	2787
Graduate	-	-	-	1152	1169
Doctoral	-	-	-	359	293
TOTAL	-	-	-	4119	4384

School of Public Health Initiative was established at the beginning of Fall 2015.

**JACKSON STATE UNIVERSITY  
UNDECLARED MAJORS  
5-YEAR TREND**

	Fall 2012	Fall 2013	Fall 2014	Fall 2015	Fall 2016
COLLEGE TOTAL	405	361	350	194	156
Full-time	252	253	251	116	81
Part-time	153	108	99	78	75
Total Undergraduate	340	318	305	173	146
Total Graduate	65	43	45	21	10
Freshman	219	204	208	108	97
Sophomore	51	49	48	33	24
Junior	34	36	30	14	10
Senior	36	29	19	18	15
Masters	1	-	13	-	2
Specialist	-	-	-	-	-
Doctorate	-	-	32	-	-
Unclassified-Post Baccalaureate	64	43	-	21	8
Men	190	175	176	87	79
Women	215	186	174	107	77
Black	309	306	298	158	133
White	70	44	39	29	17
Hispanic	11	2	2	1	1
Asian	9	4	7	5	3
American Indian	-	1	-	-	-
Pacific Islander	-	-	-	-	-
Multi-racial	6	4	4	1	2

# **DEPARTMENTS**

**JACKSON STATE UNIVERSITY**  
**ENROLLMENT BY DEPARTMENT AND LEVEL**  
**Fall 2012**

DEPARTMENT/SCHOOL/COLLEGE	UNDERGRADUATE	GRADUATE	TOTAL
Accounting	262	40	302
Economics, Finance & General Business	369	88	457
Entrepreneurship & Professional Development	75	-	75
Management & Marketing	192	-	192
<b>TOTAL, COLLEGE OF BUSINESS</b>	<b>898</b>	<b>128</b>	<b>1,026</b>
Education	-	123	123
Educational Foundations & Leadership	-	65	65
Educational Technology	1	-	1
Health, Physical Education & Recreation	258	95	353
Higher Education	-	78	78
Elementary & Early Childhood Education	890	323	1,213
School, Community & Rehabilitation Counseling	-	120	120
Social & Cultural	36	-	36
Special Education	41	35	76
<b>TOTAL, COLLEGE OF EDUCATION &amp; HUMAN DEVELOPMENT</b>	<b>1,226</b>	<b>839</b>	<b>2,065</b>
Art	109	-	109
Criminal Justice & Sociology	458	58	516
English & Modern Foreign Languages	113	34	147
History and Philosophy	58	22	80
Mass Communications	213	38	251
Music	146	11	157
Political Science	114	18	132
Psychology	234	41	275
Speech Communications	41	-	41
<b>TOTAL, COLLEGE OF LIBERAL ARTS</b>	<b>1,486</b>	<b>222</b>	<b>1,708</b>
Professional Interdisciplinary Studies	350	-	350
<b>TOTAL, COLLEGE OF LIFELONG LEARNING</b>	<b>350</b>	<b>-</b>	<b>350</b>
Communicative Disorders	77	35	112
Health Policy & Management	215	198	413
Public Policy & Administration	-	104	104
Social Work	367	180	547
Urban Studies	13	-	13
Urban & Regional Planning	-	71	71
<b>TOTAL, COLLEGE OF PUBLIC SERVICE</b>	<b>672</b>	<b>588</b>	<b>1,260</b>
Biology	783	90	873
Chemistry	137	54	191
Civil Engineering	161	-	161
Computer Engineering	244	-	244
Computer Science	147	31	178
Electrical Engineering	5	-	5
Graduate Engineering Program	-	26	26
Mathematics	65	13	78
Physics, Atmospheric Sciences & Geosciences	62	-	62
Technology	92	88	180
Telecommunication Engineering	7	-	7
<b>TOTAL, COLLEGE OF SCIENCE, ENGINEERING &amp; TECHNOLOGY</b>	<b>1,703</b>	<b>302</b>	<b>2,005</b>
UNDECIDED MAJORS	340	65	405
<b>TOTAL, UNIVERSITY</b>	<b>6675</b>	<b>2144</b>	<b>8819</b>



**JACKSON STATE UNIVERSITY**  
**ENROLLMENT BY DEPARTMENT AND LEVEL**  
**Fall 2013**

DEPARTMENT/SCHOOL/COLLEGE	UNDERGRADUATE	GRADUATE	TOTAL
Accounting	279	34	313
Business Administration	322	80	402
Economics	24	-	24
Entrepreneurship & Professional Development	79	-	79
Finance	48	-	48
Management	124	-	124
Marketing	70	-	70
<b>TOTAL, COLLEGE OF BUSINESS</b>	<b>946</b>	<b>114</b>	<b>1,060</b>
Child Care and Family Education	878	317	1195
Education	-	214	214
Educational Technology (deleted)	1	-	-
Guidance and Counseling	-	67	67
Health, Physical Education & Recreation	260	99	359
Higher Education	-	76	76
Reading	-	15	15
Rehabilitation Counseling	-	57	57
Professional Interdisciplinary Studies	386	-	386
Social Science Education	41	-	41
Special Education	37	19	56
<b>TOTAL, COLLEGE OF EDUCATION &amp; HUMAN DEVELOPMENT</b>	<b>1,603</b>	<b>864</b>	<b>2,467</b>
Art	122	-	122
Criminal Justice	475	76	551
English	112	36	148
History	63	23	86
Mass Communications	217	37	254
Music Education	133	16	149
Political Science	103	13	116
Psychology	262	38	300
Speech Communications	46	-	46
<b>TOTAL, COLLEGE OF LIBERAL ARTS</b>	<b>1,533</b>	<b>239</b>	<b>1,772</b>
Communicative Disorders	86	37	123
Health Care Administration	250	-	250
Public Health	-	216	216
Social Work	373	199	572
Public Administration	-	129	129
Urban & Regional Planning	-	66	66
Urban Studies	10	-	10
<b>TOTAL</b>	<b>10</b>	<b>195</b>	<b>205</b>
<b>TOTAL, COLLEGE OF PUBLIC SERVICE</b>	<b>719</b>	<b>647</b>	<b>1,366</b>
Biology	819	13	832
Chemistry	128	58	186
Civil Engineering	176	-	176
Computer Engineering	248	-	248
Computer Science	132	37	169
Electrical Engineering	36	-	36
Engineering	-	39	39
Mathematics	77	3	80
Physics, Atmospheric Sciences and Geosciences	62	38	100
Technology Education	103	129	232
Telecommunications Engineering	2	-	2
Science and Mathematics Teaching	-	8	8
<b>TOTAL, COLLEGE OF SCIENCE, ENGINEERING &amp; TECHNOLOGY</b>	<b>1,783</b>	<b>325</b>	<b>2,108</b>
UNDECIDED MAJORS	318	43	361
<b>TOTAL, UNIVERSITY</b>	<b>6902</b>	<b>2232</b>	<b>9134</b>

**JACKSON STATE UNIVERSITY**  
**ENROLLMENT BY DEPARTMENT AND LEVEL**  
**FALL 2014**

DEPARTMENT/SCHOOL/COLLEGE	UNDERGRADUATE	GRADUATE	TOTAL
Accounting	273	35	308
Economics, Finance and General Business	405	85	490
Entrepreneurship and Professional Development	63	-	63
Management and Marketing	197	-	197
<b>TOTAL, COLLEGE OF BUSINESS</b>	<b>938</b>	<b>120</b>	<b>1058</b>
Community & Rehabilitation Counseling	-	135	135
Educational Foundations & Leadership	-	237	237
Educational Technology	-	-	-
Elementary and Early Childhood Education	891	317	1208
Health, Physical Education and Recreation	263	93	356
Higher Education	-	82	82
Professional Interdisciplinary Studies	429	-	429
Special Education	31	12	43
Social and Cultural Studies	29	-	29
<b>TOTAL, School of Lifelong Learning</b>	<b>429</b>	<b>-</b>	<b>429</b>
<b>TOTAL, COLLEGE OF EDUCATION &amp; HUMAN DEVELOPMENT</b>	<b>1643</b>	<b>876</b>	<b>2519</b>
Art	142	-	142
English and Modern Foreign Languages	99	37	136
History and Philosophy	61	24	85
Mass Communications	216	32	248
Music	137	15	152
Political Science	99	9	108
Psychology	249	42	291
Sociology & Criminal Justice	460	54	514
Speech Communications	57	-	57
<b>TOTAL, COLLEGE OF LIBERAL ARTS</b>	<b>1520</b>	<b>213</b>	<b>1733</b>
Communicative Disorders	80	40	120
Health Care Administration	333	-	333
Health Policy & Management	-	216	216
Public Policy & Administration	-	164	164
Social Work	401	224	625
Urban & Regional Planning	-	71	71
Urban Studies	11	-	11
<b>TOTAL, COLLEGE OF PUBLIC SERVICE</b>	<b>825</b>	<b>715</b>	<b>1540</b>
Biology	926	48	974
Chemistry	144	62	206
Civil Engineering	189	-	189
Computer Engineering	231	-	231
Computer Science	140	33	173
Electrical Engineering	63	-	63
Engineering	-	46	46
Mathematics	84	16	100
Physics, Atmospheric Sciences & Geosciences	55	5	60
Technology	135	130	265
Telecommunications Engineering	1	-	1
<b>TOTAL, COLLEGE OF SCIENCE, ENGINEERING &amp; TECHNOLOGY</b>	<b>1968</b>	<b>340</b>	<b>2308</b>
UNDECIDED MAJORS	305	45	350
<b>TOTAL, UNIVERSITY</b>	<b>7199</b>	<b>2309</b>	<b>9508</b>

**JACKSON STATE UNIVERSITY**  
**ENROLLMENT BY DEPARTMENT AND LEVEL**  
**FALL 2015**

DEPARTMENT / SCHOOL /COLLEGE	UNDERGRADUATE	GRADUATE	TOTAL
Accounting	296	29	325
Economics, Finance and General Business	430	64	494
Entrepreneurship and Small Business	86	-	86
Management and Marketing	234	-	234
<b>TOTAL, COLLEGE OF BUSINESS</b>	<b>1046</b>	<b>93</b>	<b>1139</b>
Educational Leadership	-	263	263
Elementary and Early Childhood Education	848	308	1156
Health, Physical Education and Recreation	276	111	387
Professional Interdisciplinary Studies	387	-	387
School, Community & Rehabilitation Counseling	-	121	121
Social and Cultural Studies	18	-	18
Special Education	25	6	31
Urban Higher Education	-	81	81
<b>TOTAL, COLLEGE OF EDUCATION &amp; HUMAN DEVELOPMENT</b>	<b>1554</b>	<b>890</b>	<b>2444</b>
Art	139	-	139
Criminal Justice and Sociology	469	59	528
English and Modern Foreign Languages	112	25	137
History and Philosophy	64	30	94
Mass Communications	233	34	267
Music	163	17	180
Political Science	89	5	94
Psychology	303	38	341
Speech Communications	49	-	49
<b>TOTAL, COLLEGE OF LIBERAL ARTS</b>	<b>1621</b>	<b>208</b>	<b>1829</b>
Public Policy & Administration	-	170	170
Social Work	428	256	684
Urban & Regional Planning	14	71	85
<b>TOTAL</b>	<b>14</b>	<b>241</b>	<b>255</b>
<b>TOTAL, COLLEGE OF PUBLIC SERVICE</b>	<b>442</b>	<b>497</b>	<b>939</b>
Biology	992	51	1043
Chemistry and Biochemistry	157	60	217
Civil Engineering and Environmental Engineering	207	-	207
Computer Science	167	30	197
Electrical & Computer Engineering	339	65	404
Mathematics and Statistics	86	17	103
Physics, Atmospheric Sciences & Geosciences	64	-	64
Industrial Systems and Technology	130	138	268
<b>TOTAL, COLLEGE OF SCIENCE, ENGINEERING &amp; TECHNOLOGY</b>	<b>2142</b>	<b>361</b>	<b>2503</b>
Communicative Disorders	90	41	131
Healthcare Administration	407	-	407
Health & Policy and Management	-	216	216
<b>TOTAL, SCHOOL OF PUBLIC HEALTH INITIATIVE</b>	<b>497</b>	<b>257</b>	<b>754</b>
Non-Degree Majors	53	21	74
Undecided Majors	120	-	120
<b>TOTAL, UNIVERSITY</b>	<b>7475</b>	<b>2327</b>	<b>9802</b>

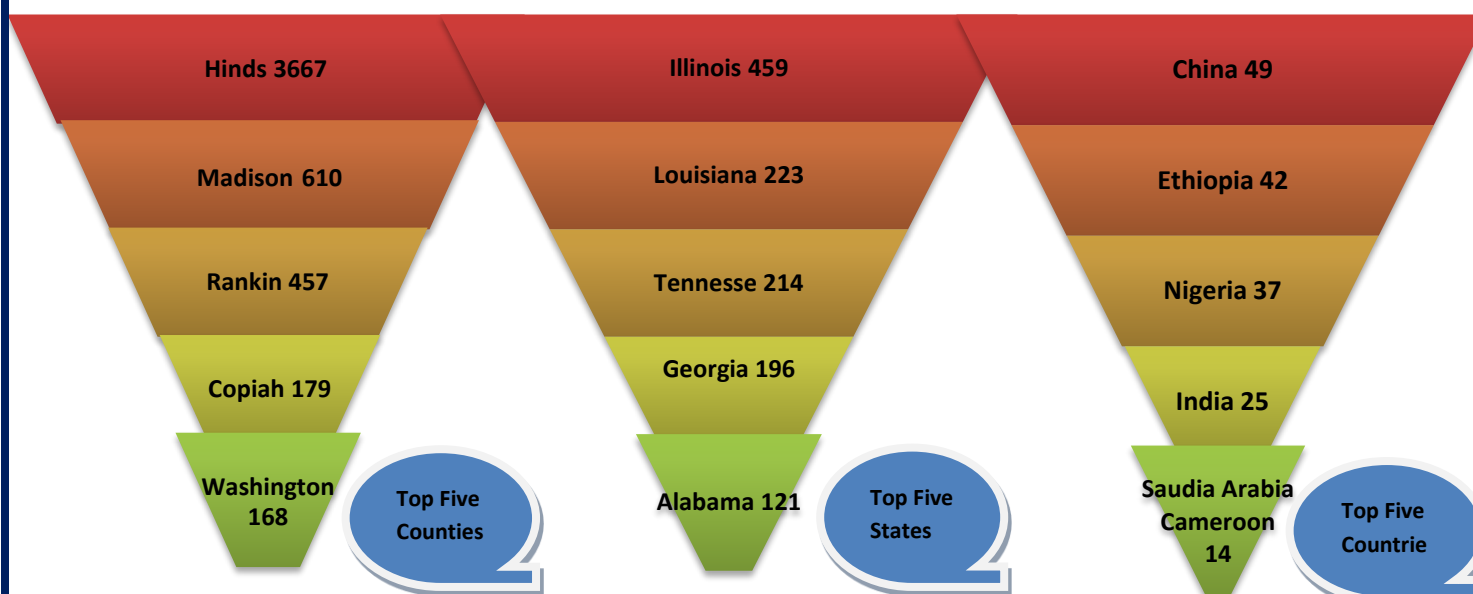
**JACKSON STATE UNIVERSITY**  
**ENROLLMENT BY DEPARTMENT AND LEVEL**  
**FALL 2016**

COLLEGE / DEPARTMENT	Undergraduate	Graduate	Total
Accounting	288	29	317
Economics, Finance and General Business	422	109	531
Entrepreneurship and Professional Development	80	0	80
Management and Marketing	241	0	241
<b>TOTAL, COLLEGE OF BUSINESS</b>	<b>1031</b>	<b>138</b>	<b>1169</b>
Community & Rehabilitation Counseling	0	130	130
Educational Foundations & Leadership	0	282	282
Elementary and Early Childhood Education	838	329	1167
Health, Physical Education and Recreation	253	103	356
Professional Interdisciplinary Studies	369	0	369
Social and Cultural Studies	15	0	15
Special Education	26	3	29
Urban Higher Education	0	84	84
<b>TOTAL, COLLEGE OF EDUCATION &amp; HUMAN DEVELOPMENT</b>	<b>1501</b>	<b>931</b>	<b>2432</b>
Art	141	0	141
Criminal Justice & Sociology	464	34	498
English and Modern Foreign Languages	99	16	115
History and Philosophy	50	31	81
Music	149	14	163
Political Science	105	3	108
Psychology	261	34	295
Speech Communications	55	0	55
<b>TOTAL, COLLEGE OF LIBERAL ARTS</b>	<b>1324</b>	<b>132</b>	<b>1456</b>
Public Policy & Administration	0	169	169
Social Work	441	259	700
Urban & Regional Planning	13	69	82
<b>TOTAL, COLLEGE OF PUBLIC SERVICE</b>	<b>454</b>	<b>497</b>	<b>951</b>
Biology	1074	62	1136
Chemistry & Biochemistry	166	50	216
Civil & Environmental Engineering	212	0	212
Computer Science	167	19	186
Electrical & Computer Engineering	331	90	421
Industrial Systems and Technology	145	111	256
Mathematics and Statistical Sciences	81	17	98
Physics, Atmospheric Sciences & Geoscience	73	0	73
<b>TOTAL, COLLEGE OF SCIENCE, ENGINEERING &amp; TECHNOLOGY</b>	<b>2249</b>	<b>349</b>	<b>2598</b>
Mass Communications	239	30	269
<b>SCHOOL OF JOURNALISM &amp; MEDIA STUDIES</b>	<b>239</b>	<b>30</b>	<b>269</b>
Communicative Disorders	86	35	121
Healthcare Administration	462	0	462
Public Health Program	0	197	197
<b>TOTAL, SCHOOL OF PUBLIC HEALTH INITIATIVE</b>	<b>548</b>	<b>232</b>	<b>780</b>
Non-Degree Majors	0	10	10
Undecided Majors	146	0	146
<b>TOTAL</b>	<b>146</b>	<b>10</b>	<b>156</b>
<b>TOTAL, UNIVERSITY</b>	<b>7492</b>	<b>2319</b>	<b>9811</b>

# **HOUSING &** **RESIDENCY**

JACKSON STATE UNIVERSITY ENROLLMENT OF ON-CAMPUS STUDENTS Fall 2016		
<b>FEMALE DORMITORIES</b>	<b>Designed Capacity</b>	<b>Housed</b>
Alexander West Hall	267	260
Campbell South	222	218
McAllister/Whiteside	488	471
Transitional Hall	441	434
<b>TOTAL</b>	<b>1418</b>	<b>1383</b>
University Pointe (male and female)	525	514
<b>TOTAL</b>	<b>525</b>	<b>514</b>
<b>MALE DORMITORIES</b>	<b>Designed Capacity</b>	<b>Housed</b>
Campbell North	206	204
John W. Dixon	303	290
Tiger Plaza	229	170
Tiger Pointe	132	126
<b>TOTAL</b>	<b>870</b>	<b>790</b>
<b>GRAND TOTAL</b>	<b>2813</b>	<b>2687</b>
	<b>Total Enrollment</b>	<b>Total Housed</b>
	9811	2687

### JACKSON STATE UNIVERSITY ENROLLMENT BY RESIDENCY Fall 2016



**JACKSON STATE UNIVERSITY**  
**ENROLLMENT OF MISSISSIPPI STUDENTS BY COUNTIES**  
**5-YEAR TREND**

COUNTY	Fall 2012	Fall 2013	Fall 2014	Fall 2015	Fall 2016
Adams	45	58	73	77	77
Alcorn	7	5	5	5	9
Amite	13	10	12	9	9
Attala	54	57	54	42	38
Benton	5	2	3	4	1
Bolivar	70	66	69	81	82
Calhoun	7	7	5	6	7
Carroll	6	3	9	12	17
Chickasaw	7	8	11	10	5
Choctaw	7	7	6	9	9
Claiborne	37	35	44	40	41
Clarke	5	6	8	9	6
Clay	17	15	23	22	20
Coahoma	43	48	70	70	67
Copiah	189	186	198	200	179
Covington	30	23	22	17	16
Desoto	61	55	56	68	78
Forrest	46	45	41	40	59
Franklin	14	13	12	11	10
George	-	2	2	2	4
Greene	-	-	-	-	1
Grenada	32	25	21	15	12
Hancock	4	1	3	3	2
Harrison	43	47	41	58	68
Hinds	3934	3995	4002	3908	3667
Holmes	162	161	143	142	134
Humphreys	44	50	39	46	35
Issaquena	1	1	0	2	4
Itawamba	4	4	6	7	6
Jackson	56	58	60	61	71
Jasper	34	34	29	37	31
Jefferson	30	25	32	43	39
Jefferson Davis	26	34	41	39	36
Jones	28	18	22	27	22
Kemper	13	16	11	5	5
Lafayette	12	11	10	10	14
Lamar	4	7	7	7	10
Lauderdale	53	55	61	64	65
Lawrence	27	32	25	26	26
Leake	70	77	93	85	79
Lee	24	23	18	21	20
Leflore	84	94	100	110	111

**JACKSON STATE UNIVERSITY**  
**ENROLLMENT OF MISSISSIPPI STUDENTS BY COUNTIES**  
**5-YEAR TREND**

COUNTY	Fall 2012	Fall 2013	Fall 2014	Fall 2015	Fall 2016
Lincoln	58	56	64	69	73
Lowndes	22	20	21	24	36
Madison	579	639	652	633	610
Marion	19	26	23	23	23
Marshall	13	12	13	16	23
Monroe	6	13	6	6	7
Montgomery	10	12	9	10	11
Neshoba	33	34	33	21	22
Newton	24	29	28	28	25
Noxubee	21	15	15	13	12
Oktibbeha	16	20	15	18	23
Panola	21	20	26	32	29
Pearl River	9	7	6	3	5
Perry	1	1	2	1	2
Pike	80	97	95	102	114
Pontotoc	6	3	3	3	3
Prentiss	1	1	1	1	3
Quitman	14	15	15	15	16
Rankin	461	474	487	485	457
Scott	72	71	71	74	64
Sharkey	13	19	18	22	22
Simpson	72	78	93	97	100
Smith	9	6	9	6	5
Stone	17	12	10	9	11
Sunflower	42	36	48	41	40
Tallahatchie	17	16	16	27	23
Tishomingo	-	-	-	-	1
Tate	2	5	7	7	7
Tippah	-	2	2	1	-
Tunica	22	28	28	26	27
Union	2	3	3	2	-
Walthall	16	14	10	17	16
Warren	154	162	143	163	160
Washington	105	121	140	142	168
Wayne	5	9	10	12	9
Webster	2	2	2	1	1
Wilkinson	25	16	21	20	16
Winston	24	22	17	14	17
Yalobusha	9	6	10	9	10
Yazoo	118	115	131	138	133
Unknown	-	2	-	-	-
<b>TOTAL</b>	<b>7465</b>	<b>7658</b>	<b>7790</b>	<b>7781</b>	<b>7516</b>



**JACKSON STATE UNIVERSITY**  
**ENROLLMENT OF STUDENTS BY STATES AND U.S. TERRITORIES**  
**5-YEAR TREND**

STATE	Fall 2012	Fall 2013	Fall 2014	Fall 2015	Fall 2016
Alabama	75	88	92	109	121
Alaska	-	-	-	-	-
Arizona	14	12	11	10	9
Arkansas	29	29	40	67	77
California	34	43	53	65	62
Colorado	2	6	8	13	14
Connecticut	3	1	2	-	1
Delaware	-	-	1	1	2
District of Columbia	1	1	3	3	1
Florida	42	41	54	51	44
Georgia	128	145	153	193	196
Hawaii	-	1	1	3	3
Idaho	-	-	-	1	2
Illinois	224	243	278	358	459
Indiana	18	24	29	50	44
Iowa	3	1	1	5	4
Kansas	2	3	6	10	9
Kentucky	5	1	6	5	2
Louisiana	133	141	164	169	223
Maine	-	-	-	-	-
Maryland	7	12	17	22	24
Massachusetts	-	-	1	1	1
Michigan	63	61	61	72	71
Minnesota	12	11	5	5	11
Mississippi	7465	7658	7790	7781	7516
Missouri	39	41	58	77	103
Montana	-	-	-	-	-
Nebraska	-	-	2	2	2
Nevada	4	4	8	6	7
New Hampshire	-	-	-	-	-
New Jersey	4	10	12	9	6
New Mexico	-	2	5	-	1
New York	4	5	-	7	5
North Carolina	10	7	11	16	19
North Dakota	-	-	-	-	-
Ohio	17	16	21	22	28
Oklahoma	9	10	16	15	15
Oregon	3	3	3	2	4
Pennsylvania	6	4	3	2	3
Rhode Island	-	-	-	-	-
Puerto Rico	-	-	5	6	7
South Carolina	4	10	10	9	10
South Dakota	-	-	-	-	-
Tennessee	149	153	170	196	214
Texas	94	96	93	99	100
Citizen Outside the U.S.	-	-	-	1	1
Utah	1	-	-	-	1
Vermont	-	-	-	-	-
Virgin Islands of U.S.	-	2	3	8	8
Virginia	6	4	7	10	9
Washington	-	2	3	8	8
West Virginia	-	1	1	3	4
Wisconsin	24	24	34	29	35
Wyoming	-	-	-	-	-
Unknown	-	-	-	-	0
<b>TOTAL</b>	<b>1174</b>	<b>1258</b>	<b>1449</b>	<b>1732</b>	<b>1963</b>

**JACKSON STATE UNIVERSITY**  
**ENROLLMENT OF STUDENTS BY FOREIGN COUNTRIES**  
**5-YEAR TREND**

<b>COUNTRY</b>	<b>Fall 2012</b>	<b>Fall 2013</b>	<b>Fall 2014</b>	<b>Fall 2015</b>	<b>Fall 2016</b>
Algeria	2	1	2	2	1
Angola	1	-	-	-	-
Argentina	-	-	1	1	1
Armenia	-	-	-	1	1
Aruba	1	-	1	-	-
Australia	2	1	3	3	1
Austria	-	-	-	-	-
Bahamas	4	6	7	9	9
Bahrain	-	-	-	-	-
Bangladesh	11	10	9	6	11
Barbados	4	4	2	4	3
Belize	-	1	1	-	1
Bermuda	-	-	-	-	2
Brazil	2	7	-	3	5
Bulgaria	-	-	-	-	1
Cambodia	-	-	-	-	-
Cameroon	4	5	5	11	14
Canada	2	5	10	9	11
Chile	1	1	-	-	1
China	42	28	41	47	49
Colombia	2	4	5	7	8
Congo	-	-	1	1	1
Costa Rica	-	-	-	-	-
Cote d'Ivoire	-	-	-	1	1
Cuba	-	-	-	-	-
Czech Republic	-	-	-	-	-
Democratic Republic	-	-	1	-	-
Dominican Republic	1	1	1	1	1
Ecuador	1	1	2	1	1
Egypt	1	1	-	1	1
El Salvador	-	-	1	2	1
Ethiopia	12	31	40	38	42
Finland	-	-	-	-	1
France	-	-	-	-	-
Gambia	-	1	2	1	1
Germany	-	1	1	1	1
Ghana	2	1	-	4	10
Greece	-	-	1	1	2
Grenada	-	-	1	-	1
Guadeloupe	-	-	-	1	1
Haiti	1	2	1	3	3
Herd & McDonald	-	1	-	-	-
India	18	25	34	36	25
Iran	7	7	9	8	8
Israel	-	1	-	-	-
Italy	-	-	1	-	-
Jamaica	2	1	1	1	3
Japan	2	-	-	-	-
Jordan	1	3	3	3	3
Kenya	4	6	2	2	1

**JACKSON STATE UNIVERSITY**  
**ENROLLMENT OF STUDENTS BY FOREIGN COUNTRIES (continued)**  
**5-YEAR TREND**

<b>COUNTRY</b>	<b>Fall 2012</b>	<b>Fall 2013</b>	<b>Fall 2014</b>	<b>Fall 2015</b>	<b>Fall 2016</b>
Lebanon	-	-	-	-	2
Liberia	-	-	1	-	-
Malaysia	1	1	-	-	-
Mexico	-	1	-	2	3
Mongolia	-	-	-	-	-
Morocco	1	-	1	2	2
Namibia (Africa)	-	-	-	1	2
Nepal	1	2	3	3	2
Netherlands	-	1	1	2	2
Nicaragua	1	1	1	1	2
Nigeria	10	18	22	24	37
Oman	-	-	-	-	-
Pakistan	1	1	-	-	-
Philippines	-	-	-	1	-
Portugal	-	-	-	1	-
Peru	-	-	1	-	-
Puerto Rico	-	2	-	-	-
Rhode Island	-	-	-	-	-
Russia	-	-	1	1	1
Rwanda	1	2	1	1	-
Saudi Arabia	3	6	6	5	-
Senegal	1	1	-	1	1
Serbia & Montenegro	-	-	1	1	-
Singapore	-	-	1	2	2
Somalia	-	1	-	-	-
South Africa	3	3	1	1	3
Spain	-	-	2	2	-
St. Lucia	1	1	1	1	1
Saint Vincent & Grenadines	-	1	1	2	1
Sudan	1	2	3	3	6
Sweden	1	1	-	1	-
Syria	1	-	-	-	-
Taiwan	1	1	1	1	2
Tajikistan	-	-	-	-	-
Tanzania	2	2	2	3	2
Thailand	-	-	2	1	-
Tongo	-	-	1	1	-
Trinidad and Tobago	1	1	1	2	1
Tunisia	1	2	2	1	-
Turkey	1	1	2	2	1
Turkmenistan	1	1	1	-	-
Uganda	-	-	-	1	2
Ukraine	1	3	5	5	4
United Arab Emirates	1	-	1	-	-
United Kingdom	2	2	2	-	2
Venezuela	2	2	3	2	4
Vietnam	-	-	-	1	2
Virgin Islands of the US	-	2	-	-	-
Yugoslavia	1	1	-	-	-
Yemen	1	-	2	2	4
Zambia	2	3	1	-	-
Zaire	-	-	-	-	-
Zimbabwe	-	-	-	-	-
Unknown	-	2	6	-	-
<b>Total</b>	<b>177</b>	<b>218</b>	<b>269</b>	<b>289</b>	<b>332</b>

# **CREDIT HOURS**

# **PRODUCTION**

**JACKSON STATE UNIVERSITY**  
**CREDIT HOURS PRODUCTION BY COLLEGE**  
**DEPARTMENT AND LEVEL**  
**FALL 2012**

DEPARTMENT/SCHOOL/COLLEGE	Intermediat	Low	Uppe	Graduat	TOTA
Accounting	33	684	1002	240	1959
Economics, Finance & General Business	-	-	1071	264	2517
Entrepreneurship & Professional Development	-	315	897	-	1212
Management & Marketing	-	-	1845	598	2443
<b>TOTAL, COLLEGE OF BUSINESS</b>	<b>33</b>	<b>218</b>	<b>4815</b>	<b>1102</b>	8131
Educational Leadership	-	536	324	1499	2359
Educational Technology	-	-	486	-	486
Urban Higher Education	-	-	-	444	444
School, Community & Rehabilitation Counseling	-	66	294	1056	1416
<b>TOTAL, School of Administrative Leadership</b>	-	<b>602</b>	<b>1104</b>	<b>2999</b>	4705
Elementary & Early Childhood Education	501	-	741	1277	4022
Health, Physical Education & Recreation	-	-	-	651	4186
Social & Cultural Studies	-	-	621	-	1716
Special Education	-	-	666	267	933
<b>TOTAL, School of Instructional Leadership</b>	<b>501</b>	<b>454</b>	<b>3612</b>	<b>2204</b>	10857
Professional Interdisciplinary Studies	183	-	1239	-	2856
<b>TOTAL, School of Lifelong Learning</b>	<b>183</b>	-	<b>1239</b>	<b>0</b>	2856
<b>TOTAL, COLLEGE OF EDUCATION &amp; HUMAN DEVELOPMENT</b>	<b>684</b>	-	<b>5955</b>	<b>5203</b>	18418
English & Modern Foreign Languages	453	-	738	304	9371
Mass Communications	-	222	630	180	1032
Speech Communications	-	-	336	-	1887
<b>TOTAL, School of Communications</b>	<b>453</b>	-	-	<b>484</b>	12290
Art	-	-	495	-	1656
Music	44	-	401	66	2651
<b>TOTAL, School of Fine and Performing Arts</b>	<b>44</b>	-	<b>896</b>	<b>66</b>	4307
Criminal Justice & Sociology	-	-	-	302	3208
History and Philosophy	-	-	-	167	5274
Political Science	-	780	816	97	1693
Psychology	-	-	604	407	2253
<b>TOTAL, School of Social and Behavioral Sciences</b>	<b>0</b>	-	<b>4702</b>	<b>973</b>	12428
<b>TOTAL, COLLEGE OF LIBERAL ARTS</b>	<b>497</b>	<b>1970</b>	<b>7302</b>	<b>1523</b>	29025
Public Policy & Administration	-	-	-	580	580
Urban & Regional Planning	-	-	33	368	401
Urban Studies	-	27	-	-	27
<b>TOTAL, School of Policy &amp; Planning</b>	-	<b>27</b>	<b>33</b>	<b>948</b>	1008
Communicative Disorders	-	140	378	363	881
Health Policy & Management	-	-	-	1425	2515
<b>TOTAL, School of Public Health</b>	-	<b>140</b>	<b>1468</b>	<b>1788</b>	3396
Social Work	-	942	-	1470	4033
<b>TOTAL, School of Social Work</b>	-	<b>942</b>	<b>1621</b>	<b>1470</b>	4033
<b>TOTAL, COLLEGE OF PUBLIC SERVICE</b>	-	<b>110</b>	<b>312</b>	<b>4206</b>	8437
Engineering	-	-	-	-	0
Civil Engineering	-	324	403	118	845
Computer Engineering	-	350	718	90	1158
Computer Science	-	-	309	178	2401
Telecommunication Engineering	-	-	-	-	0
Graduate Engineering Program	-	-	-	-	0
<b>TOTAL, School of Engineering</b>	-	<b>258</b>	<b>1430</b>	<b>386</b>	4404
Biology	-	336	-	298	4741
Chemistry	-	161	385	553	2557
Mathematics	723	379	846	180	5546
Physics, Atmospheric Sciences & Geosciences	-	226	415	54	2732
Technology	-	206	628	627	1461
<b>TOTAL, School of Science &amp; Technology</b>	<b>723</b>	<b>1124</b>	<b>3355</b>	<b>1712</b>	17037
<b>TOTAL, COLLEGE OF SCIENCE, ENGINEERING &amp; TECHNOLOGY</b>	<b>723</b>	<b>1383</b>	<b>4785</b>	<b>2098</b>	21441
University College	-	195	-	-	195
Aerospace Studies	-	-	-	-	0
Military Science	-	-	-	-	0
<b>TOTAL, OTHERS</b>	<b>0</b>	<b>195</b>	<b>0</b>	<b>0</b>	195
<b>TOTAL, UNIVERSITY</b>	<b>1937</b>	<b>43599</b>	<b>25979</b>	<b>14132</b>	<b>85647</b>

**JACKSON STATE UNIVERSITY**  
**CREDIT HOURS PRODUCTION BY COLLEGE**  
**DEPARTMENT AND LEVEL**  
**Fall 2013**

Department/School/College	Developmental	Lower	Upper	Graduate	Doctoral	Total
Accounting	-	678	975	189	39	1881
Economics, Finance & General Business	-	1239	1161	147	48	2595
Entrepreneurship & Professional Development	-	297	624	-	-	921
Management & Marketing	-	-	2454	381	99	2934
<b>TOTAL, College of Business</b>	<b>0</b>	<b>2214</b>	<b>5214</b>	<b>717</b>	<b>186</b>	<b>8331</b>
Educational Foundations & Leadership	-	-	90	1057	705	1852
Educational Technology	-	-	522	-	-	522
Urban Higher Education	-	-	-	-	489	489
<b>School, Community &amp; Rehabilitation Counseling</b>	<b>0</b>	<b>-</b>	<b>303</b>	<b>1112</b>	<b>-</b>	<b>1415</b>
<b>TOTAL, School of Administrative Leadership</b>	<b>0</b>	<b>-</b>	<b>915</b>	<b>2169</b>	<b>1194</b>	<b>4278</b>
Elementary and Early Childhood Education	-	1377	1176	1048	201	3802
Health, Physical Education & Recreation	-	2205	1320	585	-	4110
Social & Cultural Studies	-	1203	453	-	-	1656
Special Education	-	-	564	210	-	774
<b>TOTAL, School of Instructional Leadership</b>	<b>0</b>	<b>4785</b>	<b>3513</b>	<b>1843</b>	<b>201</b>	<b>10342</b>
Professional Interdisciplinary Studies	-	297	1101	-	-	1398
<b>TOTAL, School of Lifelong Learning</b>	<b>-</b>	<b>297</b>	<b>1101</b>	<b>-</b>	<b>-</b>	<b>1398</b>
<b>TOTAL, College of Education &amp; Human Development</b>	<b>-</b>	<b>5082</b>	<b>5529</b>	<b>4012</b>	<b>1395</b>	<b>16018</b>
English & Modern Foreign Languages	-	8703	576	321	-	9600
Mass Communications	-	210	603	185	-	998
Speech	-	1971	381	-	-	2352
<b>TOTAL, School of Communications</b>	<b>0</b>	<b>10884</b>	<b>1560</b>	<b>506</b>	<b>0</b>	<b>12950</b>
Art	-	1323	474	-	-	1797
Music	108	2411	350.5	108	-	2977.5
<b>TOTAL, School of Fine and Performing Arts</b>	<b>108</b>	<b>3734</b>	<b>824.5</b>	<b>108</b>	<b>0</b>	<b>4774.5</b>
Criminal Justice & Sociology	-	957	2856	402	-	4215
History & Philosophy	-	4335	1776	174	-	6285
Political Science	-	807	423	67	-	1297
Psychology	-	1836	639	0	328	2803
Military Science	-	151	120	-	-	271
<b>TOTAL, School of Social and Behavioral Sciences</b>	<b>0</b>	<b>8086</b>	<b>5814</b>	<b>643</b>	<b>328</b>	<b>14871</b>
<b>TOTAL, College of Liberal Arts</b>	<b>108</b>	<b>22704</b>	<b>8198.5</b>	<b>1257</b>	<b>328</b>	<b>32595.5</b>
Communicative Disorders	-	156	423	422	-	1001
Health Care Administration	-	-	1342	-	-	1342
Public Health Science	-	-	-	1019	460	1479
<b>TOTAL, School of Health Sciences</b>	<b>0</b>	<b>156</b>	<b>1765</b>	<b>1441</b>	<b>460</b>	<b>3822</b>
Social Work	-	807	1931	1585	202	4525
<b>TOTAL, School of Social Work</b>	<b>0</b>	<b>807</b>	<b>1931</b>	<b>1585</b>	<b>202</b>	<b>4525</b>
Public Policy & Administration	-	-	-	404	279	683
Urban & Regional Planning	-	-	43	132	258	433
Urban Studies	-	33	-	0	0	33
<b>TOTAL</b>	<b>0</b>	<b>33</b>	<b>43</b>	<b>536</b>	<b>537</b>	<b>1149</b>
<b>TOTAL, College of Public Service</b>	<b>0</b>	<b>996</b>	<b>3739</b>	<b>3562</b>	<b>1199</b>	<b>9496</b>
Engineering	-	-	-	-	-	0
Civil Engineering	-	243	580	183	-	1006
Computer Engineering	-	-	-	-	-	0
Computer Science	-	1514	324	222	-	2060
Electrical and Computer Engineering	-	435	715	189	-	1339
Telecommunications Engineering Program	-	131	189	-	-	320
Graduate Engineering Program	-	-	-	-	-	0
<b>TOTAL, School of Engineering</b>	<b>0</b>	<b>2323</b>	<b>1808</b>	<b>594</b>	<b>0</b>	<b>4725</b>
Aerospace Studies	-	43	12	-	-	55
Biology	-	4342	985	228	144.5	5699.5
Chemistry	-	1819	376	57	574	2826
Mathematics and Statistical Sciences	-	4000	657	84	-	4741
Physics, Atmospheric & Geosciences	-	1629.5	413.5	3	-	2046
Technology	-	131	503	649	-	1283
<b>TOTAL, School of Sciences &amp; Technology</b>	<b>0</b>	<b>11964.5</b>	<b>2946.5</b>	<b>1021</b>	<b>718.5</b>	<b>16650.5</b>
<b>TOTAL, College of Science, Engineering &amp; Technology</b>	<b>0</b>	<b>14287.5</b>	<b>4754.5</b>	<b>1615</b>	<b>718.5</b>	<b>21375.5</b>
University College	2388	2905	504	3	-	5800
<b>TOTAL, University</b>	<b>2496.00</b>	<b>48189</b>	<b>27939</b>	<b>11166</b>	<b>3827</b>	<b>93616</b>

**JACKSON STATE UNIVERSITY**  
**CREDIT HOURS PRODUCTION BY COLLEGE**  
**DEPARTMENT AND LEVEL**  
**Fall 2014**

Department/School/College	Developmental	Intermediate	Lower	Upper	Graduate	Doctoral	Total
Accounting	-	-	672	915	222	27	1836
Economics, Finance & General Business	-	-	1320	1257	99	24	2700
Entrepreneurship & Professional Development	-	-	255	591	0	0	846
Management & Marketing	-	-	-	2490	348	65	2903
<b>TOTAL, College of Business</b>	<b>0</b>	<b>0</b>	<b>2247</b>	<b>5253</b>	<b>669</b>	<b>116</b>	<b>8285</b>
Educational Technology	-	-	-	441	0	0	441
Educational Foundation & Leadership	-	-	-	72	1161	885	2118
School, Community & Rehabilitation Counseling	-	-	-	201	1234	0	1435
Urban Higher Education	-	-	-	0	0	521	521
<b>TOTAL, School of Administrative Leadership</b>	<b>0</b>	<b>0</b>	<b>0</b>	<b>714</b>	<b>2395</b>	<b>1406</b>	<b>4515</b>
Elementary and Early Childhood Education	-	-	1596	918	819	168	3501
Health, Physical Education & Recreation	-	-	2624	1389	619	0	4632
Special Education	-	-	-	546	120	-	666
Social & Cultural Studies	-	-	1164	507	0	0	1671
<b>TOTAL, School of Instructional Leadership</b>	<b>0</b>	<b>0</b>	<b>5384</b>	<b>3360</b>	<b>1558</b>	<b>168</b>	<b>10470</b>
Professional Interdisciplinary Studies	-	-	930	891	-	-	1821
<b>TOTAL, School of Lifelong Learning</b>	<b>-</b>	<b>-</b>	<b>930</b>	<b>891</b>	<b>0</b>	<b>0</b>	<b>1821</b>
<b>TOTAL, College of Education &amp; Human Development</b>	<b>0</b>	<b>0</b>	<b>6314</b>	<b>4965</b>	<b>3953</b>	<b>1574</b>	<b>16806</b>
English & Modern Foreign Languages	-	-	8493	585	266	-	9344
Mass Communications	-	-	204	669	109	-	982
Speech & Theatre	-	-	2175	357	0	-	2532
<b>TOTAL, School of Communications</b>	<b>0</b>	<b>0</b>	<b>10872</b>	<b>1611</b>	<b>375</b>	<b>0</b>	<b>12858</b>
Art	-	-	1368	516	0	-	1884
Music	-	-	2391.5	233	108	-	2732.5
<b>TOTAL, School of Fine and Performing Arts</b>	<b>0</b>	<b>0</b>	<b>3759.5</b>	<b>749</b>	<b>108</b>	<b>0</b>	<b>4616.5</b>
Criminal Justice & Sociology	-	-	1233	2514	287	0	4034
History & Philosophy	-	-	4236	1593	226	0	6055
Military Science	-	-	156	112	0	0	268
Political Science	-	-	867	366	52	0	1285
Psychology	-	-	1992	526	3	344	2865
<b>TOTAL, School of Social and Behavioral Sciences</b>	<b>0</b>	<b>0</b>	<b>8484</b>	<b>5111</b>	<b>568</b>	<b>344</b>	<b>14507</b>
<b>TOTAL, College of Liberal Arts</b>	<b>0</b>	<b>0</b>	<b>23115.5</b>	<b>7471</b>	<b>1051</b>	<b>344</b>	<b>31981.5</b>
Communicative Disorders	-	-	138	348	381	0	867
Health Care Administration	-	-	0	1689	0	0	1689
Public Health Science	-	-	0	0	692	404	1096
<b>Total, School of Health Sciences</b>	<b>0</b>	<b>0</b>	<b>138</b>	<b>2037</b>	<b>1073</b>	<b>404</b>	<b>3652</b>
Social Work	-	-	1275	1632	1824	143	4874
<b>Total, School of Social Work</b>	<b>0</b>	<b>0</b>	<b>1275</b>	<b>1632</b>	<b>1824</b>	<b>143</b>	<b>4874</b>
Public Policy & Administration	-	-	0	0	482	420	902
Urban & Regional Planning	-	-	-	63	180	239	482
Urban Studies	<b>0</b>	<b>0</b>	<b>66</b>	<b>0</b>	<b>0</b>	<b>0</b>	<b>66</b>
<b>TOTAL</b>	<b>0</b>	<b>0</b>	<b>66</b>	<b>63</b>	<b>662</b>	<b>659</b>	<b>1450</b>
<b>TOTAL, College of Public Service</b>	<b>0</b>	<b>0</b>	<b>1479</b>	<b>3732</b>	<b>3559</b>	<b>1206</b>	<b>9976</b>
Civil Engineering	-	-	254	700	221	-	1175
Computer Engineering	-	-	0	539	186	-	725
Computer Science	-	-	1330	366	333	-	2029
General Engineering	-	-	432	0	0	-	432
Telecommunication Engineering	-	-	143	128	0	-	271
Graduate Engineering Program	-	-	-	-	-	-	0
<b>TOTAL, School of Engineering</b>	<b>0</b>	<b>0</b>	<b>2159</b>	<b>1733</b>	<b>740</b>	<b>0</b>	<b>4632</b>
Aerospace Studies	-	-	44	16	0	0	60
Biology	-	-	4485	1233	242	177.5	6137.5
Chemistry	-	-	2017	322	56	546.5	2941.5
Mathematics and Statistical Science	-	-	4056	564	111	0	4731
Physics, Atmospheric & Geosciences	-	-	1801.5	298.5	9	0	2109
Technology	-	-	162	441	729	0	1332
<b>TOTAL, School of Sciences &amp; Technology</b>	<b>0</b>	<b>0</b>	<b>12565.5</b>	<b>2874.5</b>	<b>1147</b>	<b>724</b>	<b>17311</b>
<b>TOTAL, College of Science, Engineering &amp; Technology</b>	<b>0</b>	<b>0</b>	<b>14724.5</b>	<b>4607.5</b>	<b>1887</b>	<b>724</b>	<b>21943</b>
University College	2421	717	2482	471	-	-	6091
<b>TOTAL, University</b>	<b>2421</b>	<b>717</b>	<b>50362</b>	<b>26500</b>	<b>11119</b>	<b>3964</b>	<b>95083</b>

**JACKSON STATE UNIVERSITY**  
**CREDIT HOURS PRODUCTION BY COLLEGE**  
**DEPARTMENT AND LEVEL**  
**Fall 2015**

Department/School/College	Intermediate	Lower	Upper	Graduate	Doctoral	TOTAL
Accounting	-	768	834	153	33	1788
Economics, Finance & General Business	-	1644	1146	84	39	2913
Entrepreneurship & Professional Development	-	803	615	0	0	1418
Management & Marketing	-	0	2163	252	65	2480
<b>TOTAL, College of Business</b>	-	<b>3215</b>	<b>4758</b>	<b>489</b>	<b>137</b>	<b>8599</b>
Educational Technology	-	0	408	0	0	408
Educational Foundation & Leadership	-	0	213	1136	907	2256
School, Community & Rehabilitation Counseling	-	0	273	1120	0	1393
Urban Higher Education	-	0	0	0	381	381
<b>TOTAL, School of Administrative Leadership</b>	-	<b>0</b>	<b>894</b>	<b>2256</b>	<b>1288</b>	<b>4438</b>
Elementary and Early Childhood Education	-	1362	1125	1039	136	3662
Health, Physical Education & Recreation	-	2677	1331	640	0	4648
Social & Cultural Studies	-	1383	507	0	0	1890
Special Education	-	0	480	111	0	591
<b>TOTAL, School of Instructional Leadership</b>	-	<b>5422</b>	<b>3443</b>	<b>1790</b>	<b>136</b>	<b>10791</b>
Professional Interdisciplinary Studies	-	636	801	0	0	1437
<b>TOTAL, School of Lifelong Learning</b>	-	<b>636</b>	<b>801</b>	<b>0</b>	<b>0</b>	<b>1437</b>
<b>TOTAL, College of Education &amp; Human Development</b>	-	<b>6058</b>	<b>5138</b>	<b>4046</b>	<b>1424</b>	<b>16666</b>
English & Modern Foreign Languages	-	8169	573	217	0	8959
Mass Communications	-	273	798	108	0	1179
Speech & Theatre	-	1899	375	0	0	2274
<b>TOTAL, School of Communications</b>	-	<b>10341</b>	<b>1746</b>	<b>325</b>	<b>0</b>	<b>12412</b>
Art	-	1443	585	0	0	2028
Music	-	2376.5	336.5	95	0	2808
<b>TOTAL, School of Fine and Performing Arts</b>	-	<b>3819.5</b>	<b>921.5</b>	<b>95</b>	<b>0</b>	<b>4836</b>
Criminal Justice & Sociology	-	1074	2154	293	0	3521
History & Philosophy	-	4302	1773	143	0	6218
Military Science	-	123	172	0	0	295
Political Science	-	867	363	30	0	1260
Psychology	-	2043	712	3	315	3073
<b>TOTAL, School of Social and Behavioral Sciences</b>	-	<b>8409</b>	<b>5174</b>	<b>469</b>	<b>315</b>	<b>14367</b>
<b>TOTAL, College of Liberal Arts</b>	-	<b>22569.5</b>	<b>7841.5</b>	<b>889</b>	<b>315</b>	<b>31615</b>
Public Policy & Administration	-	0	0	490	401	891
Urban & Regional Planning	-	75	94	133	231	533
<b>TOTAL</b>	-	<b>75</b>	<b>94</b>	<b>623</b>	<b>632</b>	<b>1424</b>
Social Work	-	1194	1895	2276	129	5494
<b>TOTAL, School of Social Work</b>	-	<b>1194</b>	<b>1895</b>	<b>2276</b>	<b>129</b>	<b>5494</b>
<b>TOTAL, College of Public Service</b>	-	<b>1269</b>	<b>1989</b>	<b>2899</b>	<b>761</b>	<b>6918</b>
Civil and Environmental Engineering	-	260	746	201	16	1223
Computer Science	-	1831	258	307	0	2396
Electrical & Computer Engineering	-	499	676	141	0	1316
<b>TOTAL, School of Engineering</b>	-	<b>2590</b>	<b>1680</b>	<b>649</b>	<b>16</b>	<b>4935</b>
Aerospace Science	-	84	28	0	0	112
Biology	-	4773	1231	206	109.5	6319.5
Chemistry	-	2324	432.5	94	277	3127.5
Mathematics and Statistical Science	-	4574	570	138	0	5282
Physics, Atmospheric & Geosciences	-	1995.5	306.5	0	0	2302
Technology	-	411	504	651	0	1566
<b>TOTAL, School of Sciences &amp; Technology</b>	-	<b>14161.5</b>	<b>3072</b>	<b>1089</b>	<b>386.5</b>	<b>18709</b>
<b>TOTAL, College of Sciences, Engineering &amp; Technology</b>	-	<b>16751.5</b>	<b>4752</b>	<b>1738</b>	<b>402.5</b>	<b>23644</b>
Behavioral & Environmental Health	-	0	0	195	15	210
Communicative Disorders	-	153	504	409	0	1066
Epidemiology & Biostatistics	-	0	0	129	184	313
Health Policy & Management	-	0	0	182	21	203
Health Care Administration	-	0	1951	0	0	1951
Public Health Science	-	0	0	237	139	376
<b>TOTAL, School of Public Health Initiative</b>	<b>0</b>	<b>153</b>	<b>2455</b>	<b>1152</b>	<b>359</b>	<b>4119</b>
University College	2889	1992	525	0	0	5406
<b>TOTAL, University</b>	<b>2889</b>	<b>52008</b>	<b>27458</b>	<b>11213</b>	<b>3398</b>	<b>96967</b>



**JACKSON STATE UNIVERSITY**  
**CREDIT HOURS PRODUCTION BY COLLEGE**  
**DEPARTMENT AND LEVEL**  
**Fall 2016**

Department/College	Intermediate	Lower	Upper	Graduate	Doctoral	Total
Accounting	0	816	831	324	21	1992
Economics, Finance & General Business	0	1788	1296	135	12	3231
Entrepreneurship & Professional Development	0	663	528	0	0	1191
Management & Marketing	0	0	2646	471	97	3214
<b>Total, College of Business</b>	<b>0</b>	<b>3267</b>	<b>5301</b>	<b>930</b>	<b>130</b>	<b>9628</b>
Educational Foundation & Leadership	0	0	0	1449	648	2097
Educational Technology	0	0	417	0	0	417
Elementary and Early Childhood Education	0	1854	1260	1056	141	4311
Health, Physical Education & Recreation	0	2545	1367	547	0	4459
Professional Interdisciplinary Studies	0	624	968	0	0	1592
School, Community & Rehabilitation Counseling	0	0	264	1327	0	1591
Social & Cultural Studies	0	1035	396	0	0	1431
Special Education	0	0	417	93	0	510
Urban Higher Education	0	0	0	0	399	399
<b>Total, College of Education &amp; Human Development</b>	<b>0</b>	<b>6058</b>	<b>5089</b>	<b>4472</b>	<b>1188</b>	<b>16807</b>
Art	0	1482	513	0	0	1995
Criminal Justice & Sociology	0	843	1914	179	0	2936
English & Modern Foreign Languages	0	8157	513	193	0	8863
History & Philosophy	0	4245	1632	147	0	6024
Military Science	0	131	239	0	0	370
Music	0	2408	322	107	0	2837
Political Science	0	798	393	9	0	1200
Psychology	0	1767	602	6	266	2641
Speech & Theatre	0	1805	450	0	0	2255
<b>Total, College of Liberal Arts</b>	<b>0</b>	<b>21636</b>	<b>6578</b>	<b>641</b>	<b>266</b>	<b>29121</b>
Public Policy & Administration	0	0	0	386	378	764
Social Work	0	1140	2124	2238	142	5644
Urban & Regional Planning	0	138	70	132	192	532
<b>Total, College of Public Service</b>	<b>0</b>	<b>1278</b>	<b>2194</b>	<b>2756</b>	<b>712</b>	<b>6940</b>
Aerospace Science	0	78	37	0	0	115
Biology	0	4627	1449	295	149	6520
Chemistry	0	2124	419	90	203.5	2836.5
Civil and Environmental Engineering	0	<b>342</b>	<b>932</b>	182	24	1480
Computer Science	0	2095	297	385	0	2777
Electrical & Computer Engineering	0	530	934	204	0	1668
Mathematics and Statistical Science	0	4130	696	144	0	4970
Physics, Atmospheric & Geosciences	0	2086.5	324	0	0	2410.5
Technology	0	297	671	418	0	1386
<b>Total, College of Science, Engineering &amp; Technology</b>	<b>0</b>	<b>16309.5</b>	<b>5759</b>	<b>1718</b>	<b>376.5</b>	<b>24163</b>
Mass Communications	0	204	960	129	0	1293
<b>Total, School of Journalism and Media Studies</b>	<b>0</b>	<b>204</b>	<b>960</b>	<b>129</b>	<b>0</b>	<b>1293</b>
Behavioral & Environmental Health	0	0	0	183	30	213
Communicative Disorders	0	135	396	401	0	932
Epidemiology & Biostatistics	0	0	0	186	122	308
Health Policy & Management	0	0	0	192	15	207
Health Care Administration	0	0	2391	0	0	2391
Public Health Science	0	0	0	207	126	333
<b>Total, School of Public Health Initiative</b>	<b>0</b>	<b>135</b>	<b>2787</b>	<b>1169</b>	<b>293</b>	<b>4384</b>
University College	2741	1901	714	0	0	5356
<b>Total, University</b>	<b>2,741.00</b>	<b>50,788.50</b>	<b>29,382.00</b>	<b>11,815.00</b>	<b>2,965.50</b>	<b>97,692.00</b>

# JACKSON STATE UNIVERSITY

## Credit Hours Production By College and Department

### 5-Year Trend

DEPARTMENT/SCHOOL/COLLEGE	2012	2013	2014	2015	2016
Accounting	1959	1881	1836	1788	1992
Economics, Finance & General Business	2517	2595	2700	2913	3231
Entrepreneurship & Professional Development	1212	921	846	1418	1191
Management & Marketing	2443	2934	2903	2480	3214
<b>TOTAL, COLLEGE OF BUSINESS</b>	<b>8131</b>	<b>8331</b>	<b>8285</b>	<b>8599</b>	<b>9628</b>
Educational Technology	2359	1852	441	408	417
Educational Foundations & Leadership	486	522	2118	2256	2097
School, Community & Rehabilitation Counseling	444	489	1435	1393	1591
Urban Higher Education	1416	1415	521	381	399
<b>TOTAL, School of Administrative Leadership</b>	<b>4705</b>	<b>4278</b>	<b>4515</b>	<b>4438</b>	<b>4504</b>
Elementary & Early Childhood Education	4022	3802	3501	3662	4311
Health, Physical Education & Recreation	4186	4110	4632	4648	4459
Social & Cultural	1716	1656	1671	1890	1431
Special Education	933	774	666	591	510
<b>TOTAL, School of Instructional Leadership</b>	<b>10857</b>	<b>10342</b>	<b>10470</b>	<b>10791</b>	<b>10711</b>
Professional Interdisciplinary Studies	2856	-	1821	1437	1592
<b>TOTAL, (College) School of Lifelong Learning</b>	<b>2856</b>	<b>-</b>	<b>1821</b>	<b>1437</b>	<b>-</b>
<b>TOTAL, COLLEGE OF EDUCATION &amp; HUMAN DEVELOPMENT</b>	<b>18418</b>	<b>16018</b>	<b>16806</b>	<b>16666</b>	<b>16807</b>
English & Modern Foreign Languages	9371	9600	9344	8959	8863
Mass Communications	1032	998	982	1179	-
Speech Communication	1887	2352	2532	2274	2255
<b>TOTAL, School of Communications</b>	<b>12290</b>	<b>12950</b>	<b>12858</b>	<b>12412</b>	<b>-</b>
Art	1656	1797	1884	2028	1995
Music	2651	2977.5	2732.5	2808	2837
<b>TOTAL, School of Fine and Performing Arts</b>	<b>4307</b>	<b>4774.5</b>	<b>4616.5</b>	<b>4836</b>	<b>-</b>
Criminal Justice & Sociology	3208	4215	4034	3521	2936
History and Philosophy	5274	6285	6055	6218	6024
Political Science	-	1297	1285	295	1200
Psychology	1693	2803	2865	1260	2641
Military Science	0	271	268	3073	370
<b>TOTAL, School of Social and Behavioral Sciences</b>	<b>12428</b>	<b>14871</b>	<b>14507</b>	<b>14367</b>	<b>-</b>
<b>TOTAL, COLLEGE OF LIBERAL ARTS</b>	<b>29025</b>	<b>32596</b>	<b>31982</b>	<b>31615</b>	<b>29121</b>
Public Policy & Administration	580	683	902	891	764
Urban & Regional Planning & Urban Studies	428	466	548	533	532
<b>TOTAL, School of Policy &amp; Planning</b>	<b>1008</b>	<b>--</b>	<b>--</b>	<b>1424</b>	<b>-</b>
Communicative Disorders	881	1001	867	-	-
Healthcare Administration	-	1342	1689	-	-
Public Health Sciences	-	1479	1096	-	-
<b>TOTAL, School of Health Sciences</b>	<b>3396</b>	<b>4971</b>	<b>3652</b>	<b>-</b>	<b>-</b>
Social Work	4033	4525	4874	5494	5644
<b>TOTAL, School of Social Work</b>	<b>4033</b>	<b>4525</b>	<b>4874</b>	<b>5494</b>	<b>5644</b>
<b>TOTAL, COLLEGE OF PUBLIC SERVICE</b>	<b>8437</b>	<b>9496</b>	<b>9976</b>	<b>6918</b>	<b>6940</b>
General Engineering	-	0	-	-	-
Civil Engineering	845	1006	1175	1223	1480
Electrical & Computer Engineering	1158	0	725	-	1668
Computer Science	2401	2060	2029	2396	2777
Electrical Engineering	-	1339	-	1316	-
Telecommunications Engineering	-	320	271	-	-
<b>TOTAL, School of Engineering</b>	<b>4404</b>	<b>4725</b>	<b>4632</b>	<b>4935</b>	<b>-</b>
Aerospace Studies	-	55	60	112	115
Biology	4741	5699.5	6137.5	6319.5	6520
Chemistry	2557	2826	2941.5	3127.5	2836.5
Mathematics and Statistical Sciences	5546	4741	4731	5282	4970
Physics, Atmospheric Sciences & Geosciences	2732	2046	2109	2302	2410.5
Technology	1461	1283	1332	1566	1386
<b>TOTAL, School of Science &amp; Technology</b>	<b>17037</b>	<b>16650.5</b>	<b>17311</b>	<b>18709</b>	<b>-</b>
<b>TOTAL, COLLEGE OF SCIENCE, ENGINEERING &amp; TECHNOLOGY</b>	<b>21441</b>	<b>21376</b>	<b>21943</b>	<b>23644</b>	<b>24163</b>
Mass Communication	-	-	-	-	1293
<b>TOTAL, School of Journalism and Media Studies</b>	<b>-</b>	<b>-</b>	<b>-</b>	<b>-</b>	<b>1293</b>
Behavior & Environmental Health	-	-	-	210	213
Communicative Disorders	-	-	-	1066	932
Epidemiology and Biostatistics	-	-	-	313	308
Health Policy and Management	-	-	-	203	207
Healthcare Administration	-	-	-	1951	2391
Public Health Sciences	-	-	-	376	333
<b>TOTAL, School of Public Health Initiative</b>	<b>-</b>	<b>-</b>	<b>-</b>	<b>4119</b>	<b>4384</b>
University College	195	5800	6091	5406	5356
<b>TOTAL, UNIVERSITY</b>	<b>85647</b>	<b>93616</b>	<b>95083</b>	<b>96967</b>	<b>97692</b>

The School of Public Health Initiative and The School of Journalism and Media Studies were established in Fall 2015. \*\*

# **Degree Programs**

## DEGREE PROGRAMS OFFERED BY JACKSON STATE UNIVERSITY FALL 2016

COLLEGE OF BUSINESS		COLLEGE OF EDUCATION AND HUMAN DEVELOPMENT	
BBA	Accounting	BS	Child Care and Family Education
MPA	Accounting	MS	Clinical Mental Health
BBA	Business Administration	MS	Counseling, Rehabilitation and Psychometric Services
MBA	Business Administration	EdD	Early Childhood Education
PhD	Business Administration	MSEd	Early Childhood Education K-3
BBA	Economics	EdS	Education
BBA	Entrepreneurship	PhD	Educational Administration
BBA	Finance	MS	Educational Administration & Supervision
BBA	Management	BSEd	Elementary Education
BBA	Marketing	MSEd	Elementary Education
COLLEGE OF LIBERAL ARTS		BS	Health, Physical Education and Recreation
BA	Art	MSEd	Health, Physical Education and Recreation
PhD	Clinical Psychology	BS	Professional Interdisciplinary Studies
BS	Criminal Justice and Correctional Services	EdS	Reading
MA	Criminology and Justice Services	MSEd	Reading
BA	English	MSEd	School Counseling
MA	English	MSEd	Secondary Education
MAT	English	BSEd	Social Science Education
BA	Foreign Languages	BS	Special Education
BA	History	MSEd	Special Education
BS	History	MS	Sport Science
MA	History	MAT	Teaching (Alternate Route)
BMEd	Music Education	PhD	Urban Higher Education
MMEd	Music Education		
BM	Performance		
BA	Political Science		
MA	Political Science		
BS	Psychology		
BA	Sociology		
MA	Sociology		
BA	Speech		
BS	Speech		

COLLEGE OF PUBLIC SERVICE		COLLEGE OF SCIENCE, ENGINEERING AND TECHNOLOGY	
PhD	Public Administration	BS	Biology
MPPA	Public Policy and Administration	MS	Biology
BSW	Social Work	BS	Biomedical Engineering
PhD	Social Work	BS	Biotechnology
MSW	Social Work	BS	Chemistry
MA	Urban and Regional Planning	MS	Chemistry
PhD	Urban and Regional Planning	PhD	Chemistry
BA	Urban Studies	BS	Civil Engineering
		PhD	Computational and Data Enabled Science/Engineering
		BS	Computer Engineering
		BS	Computer Science
SCHOOL OF JOURNALISM AND MEDIA STUDIES		MS	Computer Science
BS	Mass Communication	MS	Data-Enabled Science and Engineering
MS	Mass Communication	BS	Earth System Science
		BS	Electrical Engineering
SCHOOL OF PUBLIC HEALTH INITIATIVE		MS	Engineering
BS	Communicative Disorders	PhD	Engineering
MS	Communicative Disorders	MS	Environmental Science
BS	Health Care Administration	PhD	Environmental Science
DPH	Public Health	MS	Hazardous Materials Management
MPH	Public Health	BS	Industrial Technology
		BS	Mathematics
		MS	Mathematics
		BSEd	Mathematics Education
		BS	Meteorology
		BS	Physics
		MST	Science and Mathematics Teaching
		BS	Statistics
		MSEd	Technology Education

DEGREE PROGRAMS – Degree programs are offered at JACKSON STATE UNIVERSITY to meet the needs of a diverse student population and a constantly changing society. The current degree roster is provided.

**JACKSON STATE UNIVERSITY**  
**DEGREES CONFERRED BY DEGREE, LEVEL AND PROGRAM**  
**August 2011 – May 2012**

PROGRAM / LEVEL	BACHELORS	MASTERS	SPECIALIST	DOCTORAL	TOTAL
Accounting	74	11	-	-	85
Art	13	-	-	-	13
Biology	97	9	-	-	106
Business Administration	43	10	-	6	59
Chemistry	19	3	-	5	27
Child Care and Family Education	58	-	-	-	58
Civil Engineering	17	-	-	-	17
Clinical Psychology	-	-	-	4	4
Communicative Disorders	13	19	-	-	32
Computer Engineering	18	-	-	-	18
Computer Science	13	7	-	-	20
Criminal Justice and Correctional Services	58	7	-	-	65
Early Childhood Education	-	32	-	8	40
Economics	8	-	-	-	8
Education	-	-	23	-	23
Educational Administration and Supervision	-	18	-	11	29
Educational Technology	1	-	-	-	1
Elementary Education	27	9	-	-	36
Engineering	-	11	-	-	11
English	24	10	-	-	34
Entrepreneurship	9	-	-	-	9
Environmental Science	-	1	-	4	5
Finance	16	-	-	-	16
Foreign Languages	4	-	-	-	4
Guidance and Counseling	-	16	-	-	16
Hazardous Materials Management	-	4	-	-	4
Healthcare Administration	30	-	-	-	30
Health, Physical Education & Recreation	44	19	-	-	63
Higher Education Administration	-	-	-	16	16
History	7	3	-	-	10
Industrial Technology	27	-	-	-	27
Management	45	-	-	-	45
Marketing	16	-	-	-	16
Mass Communications	47	3	-	-	50
Mathematics	6	1	-	-	7
Mathematics Education	3	1	-	-	4
Meteorology	3	-	-	-	3
Music Education	3	3	-	-	6
Performance	5	-	-	-	5
Physics	3	-	-	-	3
Political Science	19	5	-	-	24
Professional Interdisciplinary Studies	140	-	-	-	140
Psychology	56	-	-	-	56
Public Administration	-	-	-	3	3
Public Health	-	34	-	1	34
Public Policy and Administration	-	9	-	-	9
Reading	-	6	-	-	6
Rehabilitation Services	-	19	-	-	19
Science Education	-	5	-	-	5
Secondary Education	-	1	-	-	1
Social Science Education	3	-	-	-	3
Social Work	48	53	-	1	102
Sociology	21	9	-	-	30
Special Education	11	15	-	-	26
Speech	11	-	-	-	11
Sport Science	-	7	-	-	7
Teacher Education	-	17	-	-	17
Technology Education	-	-	-	-	-
Telecommunications Engineering	1	-	-	-	1
Urban and Regional Planning	-	10	-	2	12
Urban Studies	3	-	-	-	3
<b>TOTAL, Degrees Conferred</b>	<b>1064</b>	<b>412</b>	<b>23</b>	<b>60</b>	<b>1559</b>

**JACKSON STATE UNIVERSITY**  
**DEGREES CONFERRED BY DEGREE, LEVEL AND PROGRAM**  
**AUGUST 2012 – MAY 2013**

PROGRAM / LEVEL	BACHELORS	MASTERS	SPECIALIST	DOCTORAL	TOTAL
Accounting	48	23	0	0	71
Art	16	0	0	0	16
Biology	74	6	0	0	80
Business Administration	40	31	0	2	73
Chemistry	16	5	0	6	27
Child Care and Family Education	53	0	0	0	53
Civil Engineering	14	0	0	0	14
Clinical Psychology	0	0	0	9	9
Communicative Disorders	15	14	0	0	29
Computer Engineering	20	0	0	0	20
Computer Science	11	12	0	0	23
Criminal Justice and Correctional Services	66	4	0	0	70
Early Childhood Education	0	49	0	3	52
Economics	1	0	0	0	1
Education	0	0	19	0	19
Educational Administration and Supervision	0	21	0	17	38
Elementary Education	36	4	0	0	40
Engineering	0	7	0	0	7
English	23	6	0	0	29
Entrepreneurship	15	0	0	0	15
Environmental Science	0	1	0	8	9
Finance	8	0	0	0	8
Foreign Languages	2	0	0	0	2
Guidance and Counseling	0	10	0	0	10
Hazardous Materials Management	0	4	0	0	4
Health Care Administration	42	0	0	0	42
Health, Physical Education and Recreation	28	15	0	0	43
Higher Education Administration	0	0	0	23	23
History	6	3	0	0	9
Industrial Technology	20	0	0	0	20
Management	32	0	0	0	32
Marketing	17	0	0	0	17
Mass Communications	28	2	0	0	30
Mathematics	7	0	0	0	7
Mathematics Education	4	0	0	0	4
Meteorology	4	0	0	0	4
Music Education	7	4	0	0	11
Performance	5	0	0	0	5
Physics	1	0	0	0	1
Political Science	34	10	0	0	44
Professional Interdisciplinary Studies	128	0	0	0	128
Psychology	32	0	0	0	32
Public Administration	0	0	0	3	3
Public Health	0	44	0	2	46
Public Policy and Administration	0	15	0	0	15
Reading	0	2	0	0	2
Rehabilitation Counseling	0	15	0	0	15
Science and Mathematics Teaching	0	2	0	0	2
Secondary Education	0	4	0	0	4
Social Science Education	6	0	0	0	6
Social Work	54	56	0	1	111
Sociology	17	6	0	0	23
Special Education	5	14	0	0	19
Speech	9	0	0	0	9
Sport Science	0	9	0	0	9
Teaching (Alternate Route)	0	22	0	0	22
Technology Education	0	17	0	0	17
Urban and Regional Planning	0	9	0	0	9
Urban Studies	2	0	0	0	2
<b>TOTAL, Degrees Conferred</b>	<b>946</b>	<b>446</b>	<b>19</b>	<b>74</b>	<b>1485</b>

**JACKSON STATE UNIVERSITY**  
**DEGREES CONFERRED BY DEGREE, LEVEL AND PROGRAM**  
**August 2013 – May 2014**

PROGRAM / LEVEL	BACHELORS	MASTERS	SPECIALIST	DOCTORAL	TOTAL
Accounting	45	14	0	0	59
Art	19	0	0	0	19
Biology	88	4	0	0	92
Business Administration	30	23	0	4	57
Chemistry	19	7	0	2	28
Child Care and Family Education	129	0	0	0	129
Civil Engineering	18	0	0	0	18
Clinical Psychology	0	0	0	6	6
Communicative Disorders	14	12	0	0	26
Computer Engineering	34	0	0	0	34
Computer Science	20	17	0	0	37
Criminal Justice and Correctional Services	72	4	0	0	76
Early Childhood Education	0	38	0	8	46
Earth System Science	6	0	0	0	6
Economics	3	0	0	0	3
Education	0	0	17	0	17
Educational Administration	0	7	0	20	27
Educational Technology	1	0	0	0	1
Electrical Engineering	2	0	0	0	2
Elementary Education	36	2	0	0	38
Engineering	0	15	0	0	15
English	15	4	0	0	19
Entrepreneurship	17	0	0	0	17
Environmental Science	0	2	0	8	10
Finance	10	0	0	0	10
Foreign Languages	1	0	0	0	1
Guidance and Counseling	0	14	0	0	14
Hazardous Materials Management	0	16	0	0	16
Healthcare Administration	48	0	0	0	48
Health, Physical Education and Recreation	32	12	0	0	44
Higher Education Administration	0	0	0	11	11
History	10	4	0	0	14
Industrial Technology	30	0	0	0	30
Management	21	0	0	0	21
Marketing	8	0	0	0	8
Mass Communications	33	1	0	0	34
Mathematics	3	0	0	0	3
Mathematics Education	1	0	0	0	1
Meteorology	4	0	0	0	4
Music Education	6	2	0	0	8
Performance	5	0	0	0	5
Physics	5	0	0	0	5
Political Science	20	5	0	0	25
Professional Interdisciplinary Studies	101	0	0	0	101
Psychology	59	0	0	0	59
Public Administration	0	0	0	1	1
Public Health	0	39	0	2	41
Public Policy and Administration	0	15	0	0	15
Reading	0	1	0	0	1
Rehabilitation Counseling	0	11	0	0	11
Science and Mathematics Teaching	0	5	0	0	5
Secondary Education	0	2	0	0	2
Social Science Education	12	0	0	0	12
Social Work	77	64	0	2	143
Sociology	25	10	0	0	35
Special Education	4	8	0	0	12
Speech	9	0	0	0	9
Sport Science	0	18	0	0	18
Teaching (Alternate Route)	0	18	0	0	18
Technology Education	0	22	0	0	22
Urban and Regional Planning	0	8	0	7	15
Urban Studies	1	0	0	0	1
<b>TOTAL, Degrees Conferred</b>	<b>1093</b>	<b>424</b>	<b>17</b>	<b>71</b>	<b>1605</b>



**JACKSON STATE UNIVERSITY**  
**DEGREES CONFERRED BY DEGREE, LEVEL AND PROGRAM**  
**AUGUST 2014 – MAY 2015**

PROGRAM / LEVEL	BACHELORS	MASTERS	SPECIALIST	DOCTORAL	TOTAL
Accounting	47	19	0	0	66
Art	18	0	0	0	18
Biology	66	1	0	0	67
Business Administration	31	26	0	2	59
Chemistry	15	6	0	8	29
Child Care and Family Education	92	0	0	0	92
Civil Engineering	23	0	0	0	23
Clinical Mental Health	0	9	0	0	9
Clinical Psychology	0	0	0	2	2
Communicative Disorders	9	16	0	0	25
Computer Engineering	26	0	0	0	26
Computer Science	10	14	0	0	24
Criminal Justice and Correctional Services	73	0	0	0	73
Criminology and Justice Service	0	10	0	0	10
Early Childhood Education	0	37	0	13	50
Earth System Science	2	0	0	0	2
Economics	3	0	0	0	3
Education	0	0	19	0	19
Educational Administration and Supervision	0	6	0	12	18
Electrical Engineering	4	0	0	0	4
Elementary Education	21	2	0	0	23
Engineering	0	15	0	0	15
English	22	8	0	0	30
Entrepreneurship	8	0	0	0	8
Environmental Science	0	3	0	4	7
Finance	16	0	0	0	16
Hazardous Materials Management	0	15	0	0	15
Health Care Administration	40	0	0	0	40
Health, Physical Education and Recreation	42	12	0	0	54
Higher Education Administration	0	0	0	25	25
History	9	8	0	0	17
Industrial Technology	29	0	0	0	29
Management	25	0	0	0	25
Marketing	9	0	0	0	9
Mass Communications	28	3	0	0	31
Mathematics	15	3	0	0	18
Meteorology	1	0	0	0	1
Music Education	2	8	0	0	10
Performance	3	0	0	0	3
Physics	6	0	0	0	6
Political Science	14	2	0	0	16
Professional Interdisciplinary Studies	112	0	0	0	112
Psychology	37	0	0	0	37
Public Administration	0	0	0	5	5
Public Health	0	30	0	4	34
Public Policy and Administration	0	9	0	0	9
Reading	0	4	0	0	4
Rehabilitation Counseling	0	20	0	0	20
School Counseling	0	4	0	0	4
Science and Mathematics Teaching	0	1	0	0	1
Social Science Education	9	0	0	0	9
Social Work	80	64	0	3	147
Sociology	19	6	0	0	25
Special Education	9	7	0	0	16
Speech	11	0	0	0	11
Sport Science	0	15	0	0	15
Teaching	0	14	0	0	14
Technology Education	0	23	0	0	23
Urban and Regional Planning	0	4	0	2	6
Urban Studies	3	0	0	0	3
<b>TOTAL, Degrees Conferred</b>	<b>989</b>	<b>424</b>	<b>19</b>	<b>80</b>	<b>1512</b>

NOTE: Guidance and Counseling, MS was changed to Clinical and Mental Health on 10/2011. Guidance and Counseling, MSED was changed to School Counseling on 10/2011.

**JACKSON STATE UNIVERSITY**  
**DEGREES CONFERRED BY DEGREE, LEVEL AND PROGRAM**  
**AUGUST 2015 – MAY 2016**

PROGRAM / LEVEL	BACHELORS	MASTERS	SPECIALIST	DOCTORAL	TOTAL
Accounting	42	11	0	0	53
Art	19	0	0	0	19
Biology	113	2	0	0	115
Business Administration	24	21	0	4	49
Chemistry	10	5	0	10	25
Child Care and Family Education	83	0	0	0	83
Civil Engineering	20	0	0	0	20
Clinical Mental Health	0	17	0	0	17
Clinical Psychology	0	0	0	9	9
Communicative Disorders	18	20	0	0	38
Computer Engineering	14	0	0	0	14
Computer Science	19	20	0	0	39
Counseling, Rehabilitation and Psychometric	0	8	0	0	8
Criminal Justice and Correctional Services	59	0	0	0	59
Criminology and Justice Services	0	9	0	0	9
Early Childhood Education	0	0	0	9	9
Early Childhood Education K-3	0	39	0	0	39
Earth System Science	2	0	0	0	2
Economics	1	0	0	0	1
Education	0	0	13	0	13
Educational Administration	0	0	0	18	18
Educational Administration and Supervision	0	8	0	0	8
Electrical Engineering	1	0	0	0	1
Elementary Education	13	3	0	0	16
Engineering	0	16	0	0	16
English	18	14	0	0	32
Entrepreneurship	15	0	0	0	15
Environmental Science	0	2	0	3	5
Finance	10	0	0	0	10
Foreign Languages	1	0	0	0	1
Hazardous Materials Management	0	21	0	0	21
Health Care Administration	52	0	0	0	52
Health, Physical Education and Recreation	41	11	0	0	52
History	10	3	0	0	13
Industrial Technology	19	0	0	0	19
Management	30	0	0	0	30
Marketing	9	0	0	0	9
Mass Communications	34	5	0	0	39
Mathematics	6	3	0	0	9
Meteorology	3	0	0	0	3
Music Education	1	6	0	0	7
Performance	5	0	0	0	5
Physics	3	0	0	0	3
Political Science	17	1	0	0	18
Professional Interdisciplinary Studies	102	0	0	0	102
Psychology	50	0	0	0	50
Public Administration	0	0	0	2	2
Public Health	0	25	0	11	36
Public Policy and Administration	0	11	0	0	11
Reading	0	7	0	0	7
School Counseling	0	1	0	0	1
Science and Mathematics Teaching	0	1	0	0	1
Secondary Education	0	2	0	0	2
Social Science Education	1	0	0	0	1
Social Work	86	80	0	6	172
Sociology	17	4	0	0	21
Special Education	3	2	0	0	5
Speech	10	0	0	0	10
Sport Science	0	10	0	0	10
Teaching	0	19	0	0	19
Technology Education	0	21	0	0	21
Urban and Regional Planning	0	6	0	4	10
Urban Higher Education	0	0	0	10	10
Urban Studies	3	0	0	0	3
<b>TOTAL, DEGREES CONFERRED</b>	<b>984</b>	<b>434</b>	<b>13</b>	<b>86</b>	<b>1517</b>

**JACKSON STATE UNIVERSITY  
TOTAL DEGREES CONFERRED BY LEVEL  
5-YEAR TREND**

<b>LEVEL</b>	<b>2011-12</b>	<b>2012-13</b>	<b>2013-14</b>	<b>2014-15</b>	<b>2015-16</b>
Bachelors	1064	946	1093	989	984
Masters	412	446	424	424	434
Specialist	23	19	17	19	13
Doctorate	60	74	71	80	86
<b>TOTAL</b>	<b>1559</b>	<b>1485</b>	<b>1605</b>	<b>1512</b>	<b>1517</b>

**JACKSON STATE UNIVERSITY  
TOTAL DEGREES CONFERRED BY COLLEGE  
5-YEAR TREND**

<b>COLLEGE</b>	<b>2011-12</b>	<b>2012-13</b>	<b>2013-14</b>	<b>2014-15</b>	<b>2015-16</b>
Business	238	217	175	186	167
Education & Human Development	361	355	401	484	420
Journalism & Media Studies	-	-	-	-	39
Liberal Arts	312	289	310	283	253
*Lifelong Learning	140	128	101	-	-
Science, Engineering & Technology	283	239	328	290	314
Public Health Initiative	-	-	-	-	126
Public Service	225	257	290	269	198
<b>TOTAL</b>	<b>1559</b>	<b>1485</b>	<b>1605</b>	<b>1512</b>	<b>1517</b>

\*College of Lifelong Learning was merged with the College of Education and Human Development in 2014-15; degrees conferred by college.

**JACKSON STATE UNIVERSITY**  
**DEGREES CONFERRED BY DEGREE, LEVEL AND PROGRAM**  
**5 – YEAR TREND**

PROGRAM / LEVEL	2011-12	2012-13	2013-14	2014-15	2015-16
Accounting	85	71	59	66	53
Art	13	16	19	18	19
Biology	106	80	92	67	115
Business Administration	59	73	57	59	49
Chemistry	27	27	28	29	25
Child Care and Family Education	58	53	129	92	83
Civil Engineering	17	14	18	23	20
Clinical and Mental Health	-	-	-	9	17
Clinical Psychology	4	9	6	2	9
Communicative Disorders	32	29	26	25	38
Computer Engineering	18	20	34	26	14
Computer Science	20	23	37	24	39
Criminal Justice and Correctional Services	65	70	76	83	8
Early Childhood Education	40	52	46	50	59
Earth System Science	-	-	6	2	9
Economics	8	1	3	3	9
Education	23	19	16	19	39
Educational Administration and Supervision	29	38	28	18	2
Educational Technology	1	-	1	-	1
Electrical Engineering	-	-	2	4	13
Elementary Education	36	40	38	23	18
Engineering	11	7	15	15	8
English	34	29	19	30	1
Entrepreneurship	9	15	17	8	16
Environmental Science	5	9	10	7	16
Finance	16	8	10	16	32
Foreign Languages	4	2	1	0	15
Guidance and Counseling	16	10	14	0	5
Hazardous Materials Management	4	4	16	15	10
Healthcare Administration	30	42	48	40	1
Health, Physical Education & Recreation	63	43	44	54	21
Higher Education Administration	16	23	11	25	52
History	10	9	14	17	52
Industrial Technology	27	20	30	29	13
Management	45	32	21	25	19
Marketing	16	17	8	9	30
Mass Communications	50	30	34	31	9
Mathematics	7	7	3	18	39
Mathematics Education	4	4	1	1	9
Meteorology	3	4	4	10	3
Music Education	6	11	8	-	7
Performance	5	5	5	3	5
Physics	3	1	5	6	3
Political Science	24	44	25	16	18
Professional Interdisciplinary Studies	140	128	101	112	102
Psychology	56	32	59	37	50
Public Administration	3	3	1	5	2
Public Health	34	46	41	34	36
Public Policy and Administration	9	15	15	9	11
Reading	6	2	1	4	7
Rehabilitation Services	19	15	11	20	1
School Counseling	-	-	--	4	1
Science and Mathematics Teaching	5	2	5	1	2
Secondary Education	1	4	2	-	1
Social Science Education	3	6	12	9	172
Social Work	102	111	143	147	21
Sociology	30	23	35	25	5
Special Education	26	19	12	16	10
Speech	11	9	9	11	10
Sport Science	7	9	18	15	19
Teacher Education	17	22	18	14	21
Technology Education	25	17	22	23	10
Telecommunications Engineering	1	0	-	-	-
Urban and Regional Planning	12	9	15	6	10
Urban Studies	3	2	1	3	3
<b>GRAND TOTAL</b>	<b>1559</b>	<b>1485</b>	<b>1605</b>	<b>1512</b>	<b>1517</b>

# **Employees**

**JACKSON STATE UNIVERSITY  
EMPLOYEES BY JOB CATEGORY  
5-YEAR TREND**

	2012			2013			2014			2015			2016		
	Men	Women	Total	Men	Women	Total	Men	Women	Total	Men	Women	Total	Men	Women	Total
Exec, Admin, Managerial	15	18	33	18	10	28	13	7	20	11	10	21	8	9	17
Faculty	279	257	536	284	257	541	292	285	577	308	300	608	311	304	615
Other Professional	221	323	544	214	290	504	215	319	534	200	325	525	205	335	540
Technical and Paraprofessionals	29	18	47	20	17	37	22	17	39	19	20	39	13	15	28
Clerical and Secretarial	17	167	184	10	151	161	8	145	153	7	149	156	8	137	145
Skilled Crafts	26	-	26	25	-	25	25	-	25	24	-	24	22	-	22
Service Maintenance	85	26	111	87	21	108	95	26	121	98	31	129	97	28	125
Student Instruction/Research Assistants	-	-	-	64	93	157	91	86	177	78	82	160	69	93	162
<b>TOTAL</b>	<b>672</b>	<b>809</b>	<b>1481</b>	<b>722</b>	<b>839</b>	<b>1561</b>	<b>761</b>	<b>885</b>	<b>1646</b>	<b>745</b>	<b>917</b>	<b>1662</b>	<b>734</b>	<b>920</b>	<b>1654</b>

**JACKSON STATE UNIVERSITY  
EMPLOYEES BY ETHNICITY  
FALL 2016**

	White	African American	Hispanic	Asian	American Indian	Pacific Islander	Multi-Racial	Total
Exec, Admin, Managerial	2	14	1	0	-	-	-	17
Faculty	113	419	7	72	1	2	1	615
Other Professional/Support Services	39	482	2	16	-	1	-	540
Technical and Paraprofessionals	1	25	0	2	-	-	-	28
Clerical and Secretary	5	140	0	0	-	-	-	145
Skilled Crafts	0	22	0	0	-	-	-	22
Service Maintenance	3	121	1	0	-	-	-	125
Graduate Assistant	27	114	4	15	-	-	2	162
<b>TOTAL</b>	<b>190</b>	<b>1337</b>	<b>15</b>	<b>105</b>	<b>1</b>	<b>3</b>	<b>3</b>	<b>1654</b>

JACKSON STATE UNIVERSITY FULL-TIME INSTRUCTIONAL FACULTY BY ACADEMIC RANK 5–YEAR TREND							
YEAR	RANK						TOTAL
	Professor	Associate Professor	Assistant Professor	Instructor	Lecturer	Other Academic Rank	
2012	82	105	128	70	4	-	389
2013	76	96	123	75	16	-	386
2014	81	119	117	67	5	-	389
2015	86	110	111	78	1	1	387
2016	86	108	104	76	1	-	375

JACKSON STATE UNIVERSITY FULL-TIME INSTRUCTIONAL FACULTY BY ACADEMIC TENURE STATUS 5–YEAR TREND								
TENURED			TENURE TRACK			NON-TENURED		
Year	Number	Percent	Year	Number	Percent	Year	Number	Percent
2012	176	45.25%	2012	83	21.33%	2012	130	33.42%
2013	175	45.33%	2013	77	19.95%	2013	134	34.72%
2014	186	46.53%	2014	67	17.22%	2014	136	34.96%
2015	186	48.06%	2015	68	17.57%	2015	133	34.37%
2016	180	48.00%	2016	78	20.80%	2016	117	31.20%

<b>JACKSON STATE UNIVERSITY</b> <b>FULL-TIME INSTUCTIONAL FACULTY BY COLLEGE, SCHOOL AND DEPARTMENT</b> <b>5-YEAR TREND</b>					
<b>COLLEGE/DEPARTMENT</b>	<b>Fall 2012</b>	<b>Fall 2013</b>	<b>Fall 2014</b>	<b>Fall 2015</b>	<b>Fall 2016</b>
Accounting	10	9	9	9	8
Economics, Finance & General Business	15	11	11	12	12
Entrepreneurship & Professional Development	6	6	6	6	6
Management & Marketing	6	10	10	10	9
<b>TOTAL, COLLEGE OF BUSINESS</b>	<b>37</b>	<b>36</b>	<b>36</b>	<b>37</b>	<b>35</b>
Educational Leadership	12	12	13	14	11
Educational Technology	2	2	2	2	2
Counseling, Rehabilitation & Psychometric Svc.	10	11	9	10	10
Urban Higher Education	3	4	5	4	4
Elementary & Early Childhood Education	17	14	10	11	11
Health, Physical Education & Recreation	12	13	12	12	10
Social and Cultural	4	2	2	2	2
Special Education	4	4	4	4	4
Sports Science	-	-	-	-	-
Professional Interdisciplinary Studies	4	4	4	4	3
<b>TOTAL, COLLEGE OF EDUCATION &amp; HUMAN DEVELOPMENT</b>	<b>68</b>	<b>66</b>	<b>61</b>	<b>63</b>	<b>57</b>
English & Modern Foreign Languages	35	40	30	30	30
Speech Communication & Theatre	9	9	9	9	8
Art	8	8	8	8	8
Music	18	16	15	15	16
Criminal Justice & Sociology	12	12	11	11	10
History and Philosophy	16	15	14	12	12
Political Science	7	8	8	8	09
Psychology	9	9	12	12	11
<b>TOTAL, COLLEGE OF LIBERAL ARTS</b>	<b>114</b>	<b>117</b>	<b>107</b>	<b>105</b>	<b>104</b>
Public Policy & Administration	6	7	6	8	8
Urban & Regional Planning	5	6	7	6	6
Social Work	15	15	18	20	18
<b>TOTAL, COLLEGE OF PUBLIC SERVICE</b>	<b>26</b>	<b>28</b>	<b>31</b>	<b>34</b>	<b>32</b>
Civil Engineering & Environmental Engineering	7	8	8	9	9
Electrical/Computer Engineering	8	9	8	7	9
Computer Science	13	13	14	13	14
Telecommunication Engineering	-	-	-	-	-
<b>TOTAL, School of Engineering</b>	<b>28</b>	<b>30</b>	<b>30</b>	<b>29</b>	<b>32</b>
Biology	25	20	22	24	26
Chemistry and Biochemistry	18	17	17	17	16
Industrial Systems and Technology	8	7	8	8	7
Mathematics and Statistics	20	19	18	15	16
Physics, Atmospheric Sciences & Geosciences	15	18	15	14	12
Science and Mathematics Teaching	-	2	-	-	-
<b>TOTAL, School of Science &amp; Technology</b>	<b>86</b>	<b>83</b>	<b>80</b>	<b>78</b>	<b>77</b>
<b>TOTAL, COLLEGE OF SCIENCE, ENGINEERING &amp; TECHNOLOGY</b>	<b>114</b>	<b>113</b>	<b>110</b>	<b>107</b>	<b>109</b>
Mass Communications	9	6	6	6	4
<b>TOTAL, School of Journalism and Media Studies</b>	<b>9</b>	<b>6</b>	<b>6</b>	<b>6</b>	<b>4</b>
Communicative Disorders	5	5	5	5	4
Healthcare Administration	-	5	8	6	6
Public Health Program	16	10	10	10	10
<b>TOTAL, School of Public Health</b>	<b>21</b>	<b>20</b>	<b>23</b>	<b>21</b>	<b>20</b>
Human Development and Family Studies	-	-	15	14	14
<b>TOTAL, University College</b>	<b>-</b>	<b>-</b>	<b>15</b>	<b>14</b>	<b>14</b>
<b>UNIVERSITY TOTAL</b>	<b>389</b>	<b>386</b>	<b>389</b>	<b>387</b>	<b>375</b>

\*The College of Lifelong Learning is now the School of Lifelong Learning since Spring 2013.



**JACKSON STATE UNIVERSITY**  
**FULL-TIME TEACHING FACULTY BY ACADEMIC RANK AND TENURE STATUS**  
**5-YEAR TREND**

2012-13	Professor	Associate Professor	Assistant Professor	Instructor	Lecturer	Other Academic Rank	TOTAL
Tenured	72	86	18	-	-	-	176
Tenure Track	1	12	70	-	-	-	83
Non-Tenured	9	7	40	70	4	-	130
Total	82	105	128	70	4	-	389
2013-14	Professor	Associate Professor	Assistant Professor	Instructor	Lecturer	Other Academic Rank	TOTAL
Tenured	66	79	24	3	3	-	175
Tenure Track	3	12	60	1	1	-	77
Non-Tenured	7	5	39	71	12	-	134
Total	76	96	123	75	16	-	386
2014-15	Professor	Associate Professor	Assistant Professor	Instructor	Lecturer	Other Academic Rank	TOTAL
Tenured	74	101	11	-	-	-	186
Tenure Track	2	12	53	-	-	-	67
Non-Tenured	5	6	53	67	5	-	132
Total	81	119	117	67	5	-	389
2015-16	Professor	Associate Professor	Assistant Professor	Instructor	Lecturer	Other Academic Rank	TOTAL
Tenured	80	96	10	-	-	-	186
Tenure Track	1	10	57	-	-	-	68
Non-Tenured	5	4	44	78	1	1	133
Total	86	110	111	78	1	1	387
2016-17	Professor	Associate Professor	Assistant Professor	Instructor	Lecturer	Other Academic Rank	TOTAL
Tenured	81	93	6	-	-	-	180
Tenure Track	2	10	66	-	-	-	78
Non-Tenured	3	5	32	76	1	-	117
Total	86	108	104	76	1	-	375

**JACKSON STATE UNIVERSITY**  
**FULL-TIME TEACHING FACULTY BY ACADEMIC RANK AND EDUCATIONAL LEVEL**  
**5-YEAR TREND**

Educational Level	Professor	Associate Professor	Assistant Professor	Instructor	Lecturer	Other Academic Rank	TOTAL
<b>2012-13</b>							
Doctoral Degree	80	101	103	13	2	-	299
Specialist Degree	1	-	2	6	-	-	9
Master's Degree	1	4	21	51	2	-	79
First Professional	-	-	2	-	-	-	2
Bachelor's Degree	-	-	-	-	-	-	-
TOTAL	82	105	128	70	4	-	389
Educational Level	Professor	Associate Professor	Assistant Professor	Instructor	Lecturer	Other Academic Rank	TOTAL
<b>2013-14</b>							
Doctoral Degree	74	93	98	18	12	-	298
Specialist Degree	1	-	1	6	-	-	8
Master's Degree	1	3	24	51	4	-	83
First Professional	-	-	-	-	-	-	-
Bachelor's Degree	-	-	-	-	-	-	-
TOTAL	76	96	123	75	16	-	386
Educational Level	Professor	Associate Professor	Assistant Professor	Instructor	Lecturer	Other Academic Rank	TOTAL
<b>2014-15</b>							
Doctoral Degree	79	113	91	14	3	-	300
Specialist Degree	1	1	2	8	-	-	12
Master's Degree	1	5	24	45	2	-	77
First Professional	-	-	-	-	-	-	-
Bachelor's Degree	-	-	-	-	-	-	-
TOTAL	81	119	117	67	5	-	389
Educational Level	Professor	Associate Professor	Assistant Professor	Instructor	Lecturer	Other Academic Rank	TOTAL
<b>2015-16</b>							
Doctoral Degree	81	102	87	18	1	1	290
Specialist Degree	1	0	0	2	0	0	3
Master's Degree	3	8	22	55	0	0	88
First Professional	1	0	2	1	0	0	4
Bachelor's Degree	0	0	0	2	0	0	2
TOTAL	86	110	111	78	1	1	387
Educational Level	Professor	Associate Professor	Assistant Professor	Instructor	Lecturer	Other Academic Rank	TOTAL
<b>2016-17</b>							
Doctoral Degree	85	103	93	18	1	-	300
Specialist Degree	-	-	-	1	-	-	1
Master's Degree	1	5	8	56	-	-	70
First Professional	-	-	3	-	-	-	3
Bachelor's Degree	-	-	-	1	-	-	1
TOTAL	86	108	104	76	1	-	375


# **Resources**

**JACKSON STATE UNIVERSITY  
EDUCATION AND GENERAL REVENUES BY SOURCE  
5-YEAR PROFILE**

<b>FISCAL YEARS</b>	<b>2012-13</b>	<b>2013-14</b>	<b>2014-15</b>	<b>2015-16</b>	<b>2016-17</b>
<b>Tuition and Fees</b>	50,792,633	55,731,643	66,630,574	66,598,382	70,538,077
<b>State Appropriations</b>	45,173,841	47,143,329	55,275,234	51,905,061	50,217,991
<b>Sales &amp; Services</b>	500,000	500,000	500,000	500,000	500,000
<b>Other Revenue</b>	6,400,000	6,200,000	4,800,000	4,000,000	3,300,000
<b>Total</b>	<b>102,866,474</b>	<b>109,574,972</b>	<b>127,205,808</b>	<b>123,003,443</b>	<b>124,556,068</b>

**JACKSON STATE UNIVERSITY  
EDUCATION & GENERAL EXPENDITURES BY SOURCE  
5-YEAR PROFILE**

<b>FISCAL YEARS</b>	<b>2012-13</b>	<b>2013-14</b>	<b>2014-15</b>	<b>2015-16</b>	<b>2016-17</b>
<b>Instruction</b>	41,818,204	42,530,594	47,242,214	44,955,919	47,399,021
<b>Research</b>	1,492,008	1,286,877	1,173,792	1,188,185	1,165,035
<b>Public Service</b>	1,137,623	661,992	651,310	658,988	765,291
<b>Academic Support</b>	7,912,687	8,550,280	8,612,875	8,647,894	11,560,137
<b>Student Services</b>	8,270,311	8,965,110	9,189,067	10,075,837	10,685,466
<b>Institutional Support</b>	17,831,535	21,632,831	27,207,672	28,846,956	25,652,584
<b>Plant Operations</b>	13,506,158	14,457,305	21,610,967	16,565,961	15,022,189
<b>Scholarships &amp; Fellowships</b>	10,897,948	11,489,983	11,517,911	12,063,703	12,306,345
<b>Total</b>	<b>102,866,474</b>	<b>109,574,972</b>	<b>127,205,808</b>	<b>123,003,443</b>	<b>124,556,068</b>



- Jackson State University hosted entertainers such as Motown Review (Jackson Five), Sarah Vaughn, Chaka Khan, B. B. King, and many more entertainers in the Rose E. McCoy Auditorium.
- Jackson State University is designated as a "higher-research activity" institution by the Carnegie Foundation and has been named as an Institutional Partner by the Bill & Melinda Gates Foundation. This emphasis on research and scholarship is cemented by data that show JSU continues the tradition of being a top producer of African-Americans with bachelor's degrees in education and by ongoing funding from government agencies, including a recent \$2.9 million "First in the World" grant from the U.S. Department of Education.
- JSU is the first university in Mississippi approved to establish a School of Public Health.
- Campbell College Suites, one of JSU's upscale residential facilities for upper class students was named for Bishop Campbell, who was the presiding bishop of the Third District of the African Methodist Episcopal Church. During the civil rights movement, Campbell College was a private institution that served as a breeding ground for young freedom fighters.
- During the civil rights era, Jackson State College and its students were at the center of civil rights activities as student protests intensified between 1964 and 1970. One of the most tragic events in the school's history occurred at Alexander Hall.
- First Lady of the United States of America Michelle Obama delivered Jackson State University 139<sup>th</sup> commencement address at the 2016 Spring Commencement Ceremony.

# **UNIVERSITY**

# **DIRECTORY**

## **UNIVERSITY DIRECTORY**

<b>Office of the President</b>	601-979-2323
<b>Academic Affairs</b>	601-979-2246
<b>Business &amp; Finance</b>	601-979-1773
<b>Enrollment Management/Institutional Research</b>	601-979-2484
<b>General Counsel</b>	601-979-3950
<b>Information Technology</b>	601-979-4299
<b>Institutional Advancement</b>	601-979-2282
<b>Research &amp; Federal Relations</b>	601-979-2931
<b>Student Life</b>	601-979-2241

## **COLLEGES/SCHOOLS**

<b>Business</b>	601-979-2411
<b>Education &amp; Human Development</b>	601-979-2433
<b>Liberal Arts</b>	601-979-7036
<b>Public Service</b>	601-979-8836
<b>Science, Engineering, &amp; Technology</b>	601-979-2153
<b>Public Health Initiative</b>	601-979-8806
<b>Journalism and Media Services</b>	601-979-2151

## **DEPARTMENTS**

<b>Financial Aid</b>	601-979-2227
<b>Graduate Studies</b>	601-979-2455
<b>Human Resources</b>	601-979-2015
<b>JSU Online</b>	601-979-0779
<b>Registrar and Records</b>	601-979-2300
<b>Undergraduate Recruitment</b>	601-979-5845
<b>Undergraduate Admissions</b>	601-979-0928
<b>Undergraduate Studies</b>	601-979-2127

**JACKSON STATE UNIVERSITY  
FACT BOOK EVALUATION  
FALL 2016**

**We welcome any suggestions or comments that will help us enhance the FACT BOOK. Please assist us by completing the following evaluation and returning it to:**

**Institutional Research, Planning, and Assessment  
Jackson State University  
1400 J. R. Lynch Street  
P. O. Box 17147  
Jackson, MS  
39217 (601)  
979-2484**

**YOUR NAME:** \_\_\_\_\_

**ADDRESS OR LOCATION:** \_\_\_\_\_

- 1. Describe any information you think should be added or expanded in next year's FACT BOOK.**

---

---

---

---

---

- 2. Give the page number and description of any information you think should be clarified or eliminated.**

---

---

---

---

---

- 3. Other Comments:**

---

---

---

---

---



**JACKSON STATE UNIVERSITY**

**2016-2017 FACTBOOK**

**INSTITUTIONAL RESEARCH, PLANNING, AND  
ASSESSMENT**