

Jackson, MS • (601) 979-2121

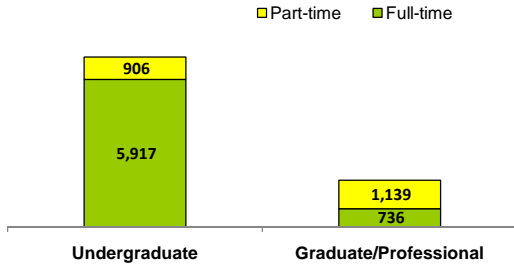
www.jsums.edu

Jackson State offers an undergraduate environment that will inspire you to grow and learn to become a well-rounded individual. Jackson State offers exceptional academic programs, a diverse student body, outstanding facilities, world class instructors and endless opportunities for success in a friendly environment that will embrace you in true "Tiger Pride Spirit". Come and make Jackson State University your "home away from home".

Student Characteristics (Fall 2007)

TOTAL NUMBER OF STUDENTS 8,698

Student Level and Enrollment Status



Undergraduate Success and Progress Rate

Data used to build graph and table are not yet available

UNDERGRADUATE PROFILE

Total 6,823

Gender

Women	4,234	62%
Men	2,589	38%

Race/Ethnicity

African American / Black	6,565	96%
American Indian / Alaskan Native	4	0%
Asian / Pacific Islander	11	0%
Hispanic	23	0%
International	0	0%
White	201	3%
Race/Ethnicity Unknown	19	0%

Geographic Distribution (Degree-Seeking)

Mississippi	83%
Other US States & Territories	16%
Other Countries	1%

Age (Degree-Seeking)

Average Age	25
Percent of Undergraduates Age 25 or Older	36%

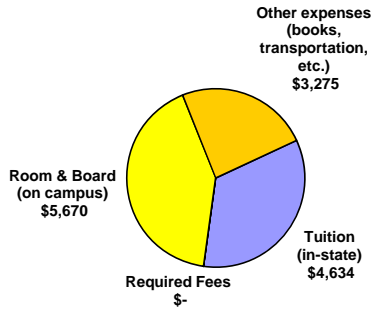
Retention of Fall 2006 First-Time, Full-time Students



One of the strengths of U.S. higher education is the broad range of diverse institutions, each with its own distinctive mission. We encourage you to check out college web sites and visit campuses to get a more complete picture of the opportunities available to you!

Costs of Attendance and Financial Aid

Typical Undergraduate Costs per Year Without Financial Aid for Full-Time, In-State Students (2007-08)



Total: \$13,579

[CLICK HERE](#) for typical out-of-state costs and any discipline-specific tuition

The cost to attend varies based on the individual circumstances of students and may be reduced through grants and scholarships.

[CLICK HERE](#)
To get a cost estimate for students like you!

Financial Aid Awarded to Undergraduates (Fall 2006)

Overall Financial Aid

• 98% of Fall 2006 full-time undergraduates received financial aid of some type including need-based loans, work study, and non need-based scholarships.

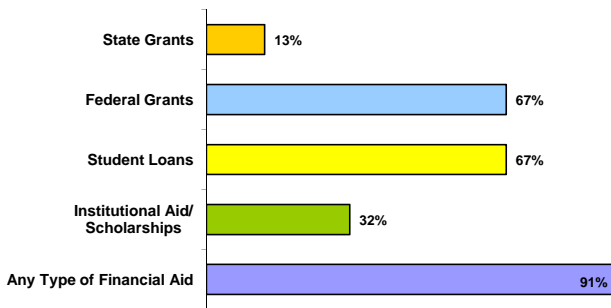
Annual Need-Based Scholarships & Grants

• 91% of Fall 2006 full-time undergraduates received need-based grants or scholarships; the average award for the year was \$4,673.

Annual Need-Based Loans

• 77% of Fall 2006 full-time undergraduates received need-based work-study and/or loans (not including parent loans); the average loan for the year was \$3,462.

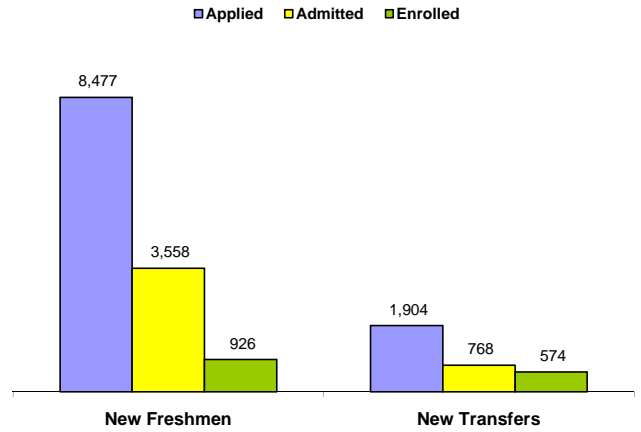
Percent of Fall 2006 First-Time Students Receiving Each Type of Financial Aid



NOTE: Student may receive aid from more than one source.

Undergraduate Admissions

[More](#)



Academic Preparation of New Freshman

Test(s) Required for Admission: SAT &/or ACT

Middle 50% of Test Score Range

	ACT	SAT
Composite	18-19	
Math	17-18	-
English	19-20	
Critical Reading		-

50% of admitted students have test scores within the ranges listed, 25% have scores above, and 25% have scores below.

Percent in top 25% of High School Graduating Class	34%
Percent in top 50% of High School Graduating Class	62%
Average High School GPA (4-point scale)	2.84

Degrees and Areas of Study

Degrees Awarded at JSU in 2007-08

Bachelor's	915
Master's	370
Doctoral	52
Total	1,337

Areas of Study with the Largest Number of Undergraduate Degrees Awarded in 2007-08

Liberal Arts	27%
Business	24%
Education	16%
Science & Technology	15%
Professional Interdisciplinary Studies	7%
All other degree areas	11%
Total	100%

[CLICK HERE](#) for a list of undergraduate and graduate programs

The JSU Tigers Community

Jackson State University is a historically black, coeducational, research intensive, public institution of higher learning that has been designated by the Board of Trustees of State Institutions of Higher Learning as the urban institution of Mississippi. The University functions as a community of learners in which teaching, research, and service are central to its total learning environment. The University maintains a commitment to serve effectively students from diverse academic, social, economic, ethnic and geographic backgrounds. The University also utilizes its human, cultural, and physical resources to enhance the surrounding metropolitan community. It further develops responsible leaders who are capable and willing to seek solutions to human, social and technological problems, with special emphasis on those relevant to the metropolitan and urban areas of the state, the nation and the world.



Study at JSU

Classroom Environment

Students per Faculty	17 to 1
Undergraduate classes with fewer than 30 students	74%
Undergraduate classes with fewer than 50 students	97%

Full-Time Instructional Faculty

Total Faculty	380
% Women	42%
% from Minority Groups	38%
% with Highest Degree in Field	70%

Carnegie Classification of Institutional Characteristics

Basic Type

Research Universities (high research activity)

Size and Setting

Large four-year, primarily residential

Enrollment Profile

Majority undergraduate

Undergraduate Profile

Full-time four-year, inclusive

Undergraduate Instructional Program

Arts & sciences focus, high graduate coexistence

Graduate Instructional Program

Comprehensive doctoral (no medical/veterinary)

Student Housing

[More](#)

80% of new freshmen live on campus
31% of all undergraduates live on campus

Campus Safety

[More](#)

Safety on the university campus is a natural concern for parents, students, faculty and staff at Jackson State University. A safe and secure learning environment is the focus of Jackson State University Department of Public Safety. The business of education can only take place in an environment in which each student and employee feels safe and secure. We recognize this and employ a number of security measures to protect the members of the university community.

Future Plans of Bachelor's Degree Recipients

Data used to build graph are not yet available

NOTE: Institutional classifications based on the Carnegie 2005 edition.

[CLICK HERE](#) for more information on Carnegie Classifications.



Student Experiences and Perceptions

Students who are actively involved in their own learning and development are more likely to be successful in college. Colleges and universities offer students a wide variety of opportunities both inside and outside the classroom to become engaged with new ideas, people, and experiences. Institutions measure the effectiveness of these opportunities in a variety of ways to better understand what types of activities and programs students find the most helpful.

[CLICK HERE](#) for examples of how JSU evaluates the experiences of its students.

In addition, institutions participating in the VSA program measure student involvement on campus using one of four national surveys. Results from the one survey are reported for a common set of questions selected as part of VSA. Following are the selected results from the 2005 National Survey of Student Engagement (NSSE). The questions have been grouped together in categories that are known to contribute to student learning and development. The results reported below are based on the responses of seniors who participated in the survey.

[CLICK HERE](#) for information on the NSSE survey.

Group Learning Experiences

- 99% percent of seniors worked with classmates on assignments outside of class.
- 77% of seniors tutored or taught other students
- 47% of seniors spent at least 6 hours per week participating in co-curricular activities such as student organizations and intramural sports

Active Learning Experiences

- 65% of seniors spent at least 6 hours per week preparing for class
- 42% of seniors worked on a research project with a faculty member
- 60% of seniors participated in an internship, practicum, or field experience
- 75% of seniors participated in community service or volunteer work
- 20% of seniors participated in study abroad
- 99% of seniors made at least one class presentation last year

Institutional Commitment to Student Learning and Success

- 97% of seniors believe this institution provides support for student success
- 82% of seniors rated the quality of academic advising at this institution as good or excellent
- 86% of seniors reported that this institution provided help in coping with work, family and other non-academic responsibilities
- 98% of seniors reported working harder than they thought they could to meet an instructor's standards or expectations

Student Satisfaction

- 78% of seniors would attend this institution if they started over again
- 89% of seniors rated their entire educational experience as good or excellent
- 92% of seniors reported that other students were friendly or supportive

Student Interaction with Campus Faculty and Staff

- 59% of seniors believed that the campus staff were helpful, considerate, or flexible
- 82% of seniors believed that faculty are available, helpful, or sympathetic
- 98% of seniors reported that faculty members provided prompt feedback on their academic performance
- 92% of seniors discussed readings or ideas with faculty members outside of class

Experiences with Diverse Groups of People and Ideas

- 71% of seniors reported that they often tried to understand someone else's point of view
- 97% of seniors reported their experience at this institution contributed to their understanding people of other racial and ethnic backgrounds
- 57% of seniors often had serious conversations with students of a different race or ethnicity

Student Learning Outcomes

All colleges and universities use multiple approaches to measure student learning. Many of these are specific to particular disciplines, many are coordinated with accrediting agencies, and many are based on outcomes after students have graduated. In addition, those institutions participating in the VSA measure increases in critical thinking, analytic reasoning, and written communication using one of three tests.

Student Learning Assessment at JSU

Jackson State University (JSU) is a public university that values effective teaching and student learning. The University uses various assessment methods to determine its effectiveness in facilitating student learning in general education and at various intervals during the degree program.

[CLICK HERE](#) for examples of student learning assessment and outcomes at JSU

Pilot Project to Measure Core Learning Outcomes

As a pilot project, VSA participants measure critical thinking, analytic reasoning, and written communication using one of three tests. Following are the results from the Collegiate Learning Assessment (CLA). Such general skills are applicable and useful for both career and personal success and are important outcomes of college regardless of a student's major. The CLA measures critical thinking, analytic reasoning and written communication using two different tasks -- a performance task and an analytic writing task.

[CLICK HERE](#) for a description of the CLA test.