

***Responsible
Conduct
of
Research
Lecture
Series***



**The Division
of
Graduate Studies
and**

The College of Liberal Arts

**Website: <http://www.jsums.edu>
E-mail: gadmappl@jsums.edu
Telephone: 601 979-2455
Fax: 601 979-4325**

**Transforming
the
Dissertation
into
Journal
Articles**

Presenter:

Dr. Thomas C. Calhoun
Professor and Chair of Sociology
Graduate Council Thesis Committee

Dollye M.E. Robinson Building

Room 166/266

**Tuesday
February 5, 2008
4:30 p.m.**

Transforming the Dissertation into a Journal Article

Thomas C. Calhoun, Ph.D.
Chair, Department of Criminal Justice & Sociology

Editorial Experience: Co-Editor, *Sociological Spectrum*, Editorial Board Member, *Deviant Behavior*, *Journal of African American Studies*, *Sociological Focus*, Associate Editor, *Journal of Contemporary Ethnography*, *Challenge*.

Things to know/consider before preparing a portion of your dissertation for a peer reviewed journal submission:

1. Although you may think your work is outstanding that opinion might not be shared by others in the profession.
2. The dissertation is a full fledged manuscript written with detail; the journal article is not.
3. Journals have a limit on the number of pages they will accept of a manuscript, do not exceed these limits.
4. The dissertation generally contains more than one journal article. Decide how many possible articles you have and then prioritize them from your most significant contribution to those that are less significant.
5. The dissertation reflects not only your views but the views of your dissertation committee members.
6. The dissertation as written is not ready for journal submission.


How to prepare the dissertation for journal submission:

1. Since the dissertation is a detailed document much of what is contained in the dissertation is NOT suitable for journal submission; therefore, extensive editing will be necessary not only must your literature review be minimized; the project must be manageable.
2. The purpose of the article must be clearly stated and known by the reader within the first 3-5 pages.
3. Read your dissertation and determine exactly how many manuscripts that you can develop which are suitable for journal submission. The typical dissertation has 3 to 4 journal length manuscripts.
5. Identify appropriate journals that publish research in your area (i.e. focus of your dissertation).
6. Review the editorial board and become familiar with the ideological frame of its editor and editorial board members.

7. Pay attention to the amount of time that lapse between submissions to publication.
8. Submit the manuscript according to the specifications of the journal. Some journals will want APA style, others MLA, and some have their unique formats. Follow their instructions exactly.

Once you have submitted the manuscript for review:

1. Do not expect to receive an unconditional acceptance from the journal's editor; most manuscripts will undergo two to three revisions before they are accepted.
2. A "Revise and Resubmit" letter from an editor does not guarantee that once you have made the revisions, the manuscript will be accepted. An "R & R" only means that if the suggested corrections are made will the manuscript be in a form that can be scrutinized for its contributions to the discipline by the reviewers. It is important to make the recommended suggestions and if you disagree with the suggestions and choose not to make them, please provide the editor/reviewers with a rationale for not addressing those issues.
3. If you receive a "Rejection Letter" don't panic it does not necessarily mean that what you've written is worthless, only that the editor and reviewers feel that it is inappropriate for that particular journal. It does not mean that others journals share that sentiment.
4. Picking the appropriate journal is critical to successful publishing. If you obtain a position at a university know exactly its expectations. For example, does the department have a system that identifies the status of journals in your discipline?
5. Most scholars will never publish in the discipline's top journal.
6. Don't bug the editor(s).



Dr. Thomas C. Calhoun, Chair

Department of Criminal Justice and Sociology

***Transforming the Dissertation into a
Journal Article***

Jackson State University


February 6, 2008




**Things to consider before preparing a portion of
your dissertation for a peer reviewed journal
submission:**




Although you may think your work is outstanding, that opinion might not be shared by others in the profession.



vs




The dissertation is a full fledged manuscript written with detail; the journal article is not.



The dissertation generally contains more than one journal article. Decide how many possible articles you have and then prioritize them from your most significant contribution to those that are less significant.




The dissertation reflects not only your views but the views of your dissertation committee members.



The dissertation as written is not ready for journal submission.

Preparation




Since the dissertation is a detailed document, much of what is contained in the dissertation is NOT suitable for journal submission; therefore, extensive editing will be necessary.

Not only must your literature review be minimized; the project must be manageable.




The purpose of the article must be clearly stated and known by the reader.




Read your dissertation and determine exactly how many manuscripts that you can develop which are suitable for journal submission.

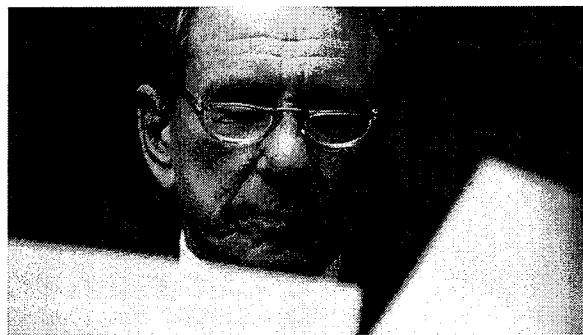
The typical dissertation has 3 to 4 journal length manuscripts.



Do not try to put too much in any manuscript.




Identify appropriate journals that publish research in your area (i.e. focus of your dissertation).



Review the editorial board and become familiar with the ideological frame of its editor and editorial board members.




Pay attention to the amount of time that lapses between submissions to publication.




Submit the manuscript according to the specifications of the journal. Some journals will want APA style, others MLA, and some have their unique formats. Follow their instructions exactly.

ONCE YOU HAVE SUBMITTED THE MANUSCRIPT FOR REVIEW




Do not expect to receive an unconditional acceptance from the journal's editor; most manuscripts will undergo two to three revisions before they are accepted.



A “Revise and Resubmit” letter from an editor does not guarantee that once you have made the revisions, the manuscript will be accepted. An “R & R” only means that if the suggested corrections are made will the manuscript be in a form that can be scrutinized for its contributions to the discipline by the reviewers.




It is important to make the recommended suggestions and if you disagree with the suggestions and choose not to make them, please provide the editor/reviewers with a rationale for not addressing those issues.



If you receive a “Rejection Letter” don’t panic, it does not necessarily mean that what you’ve written is worthless, only that the editor and reviewers feel that it is inappropriate for that particular journal. It does not mean that other journals share that sentiment.



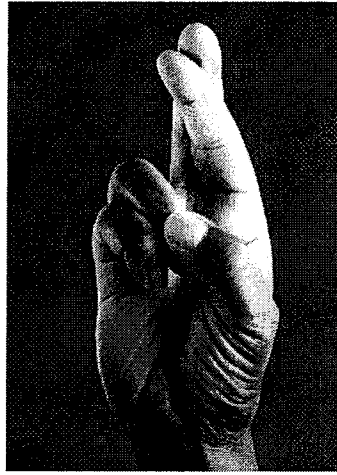
Picking the appropriate journal is critical to successful publishing. If you obtain a position at a university, know exactly its expectations. For example, does the department have a system that identifies the status of journals in your discipline?



Most scholars will never publish in the discipline's top journal.



Don't bug the editor(s).



Good Luck!

Questions / Comments