

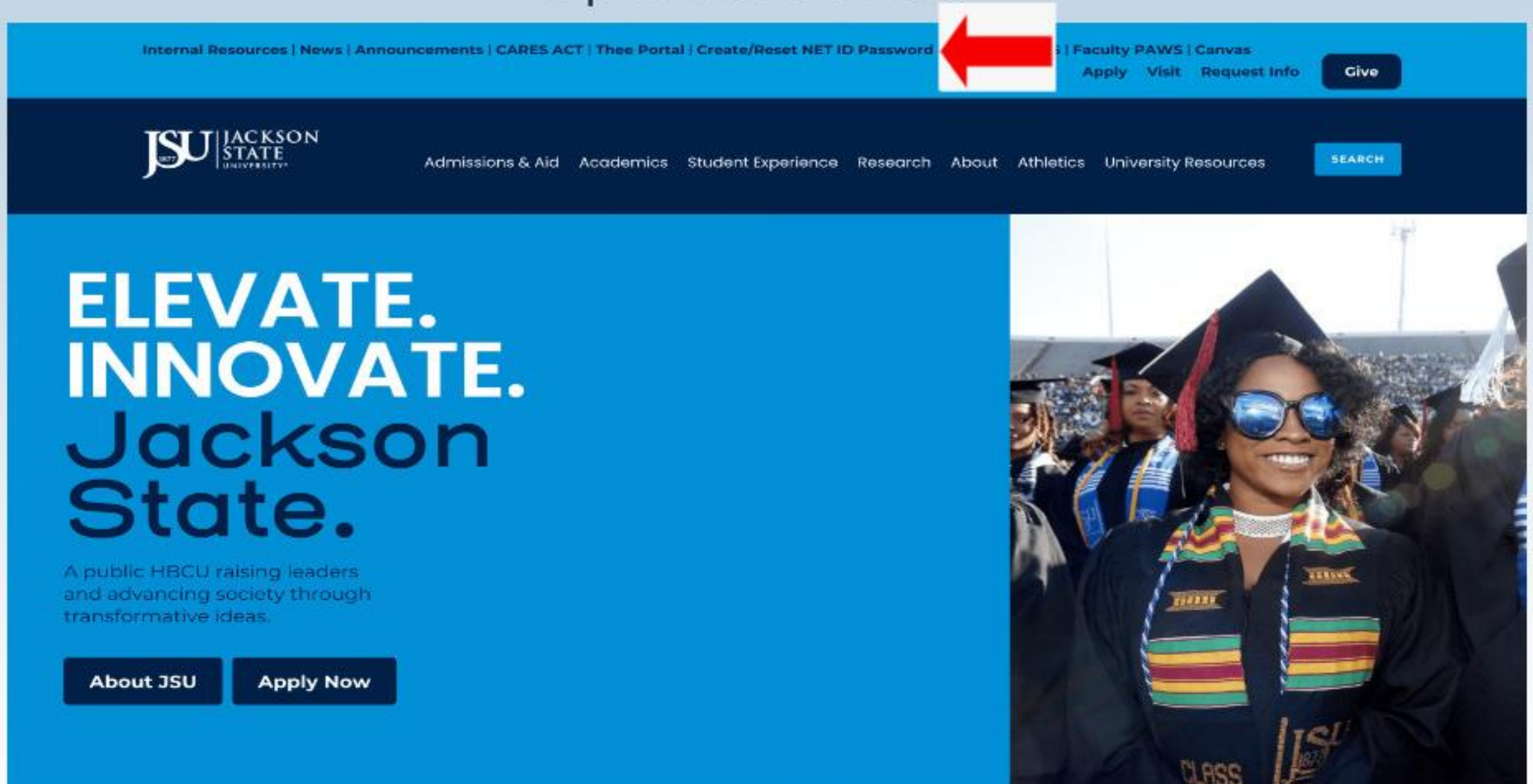
# ACTIVATE Net ID





# ACTIVATE Net ID

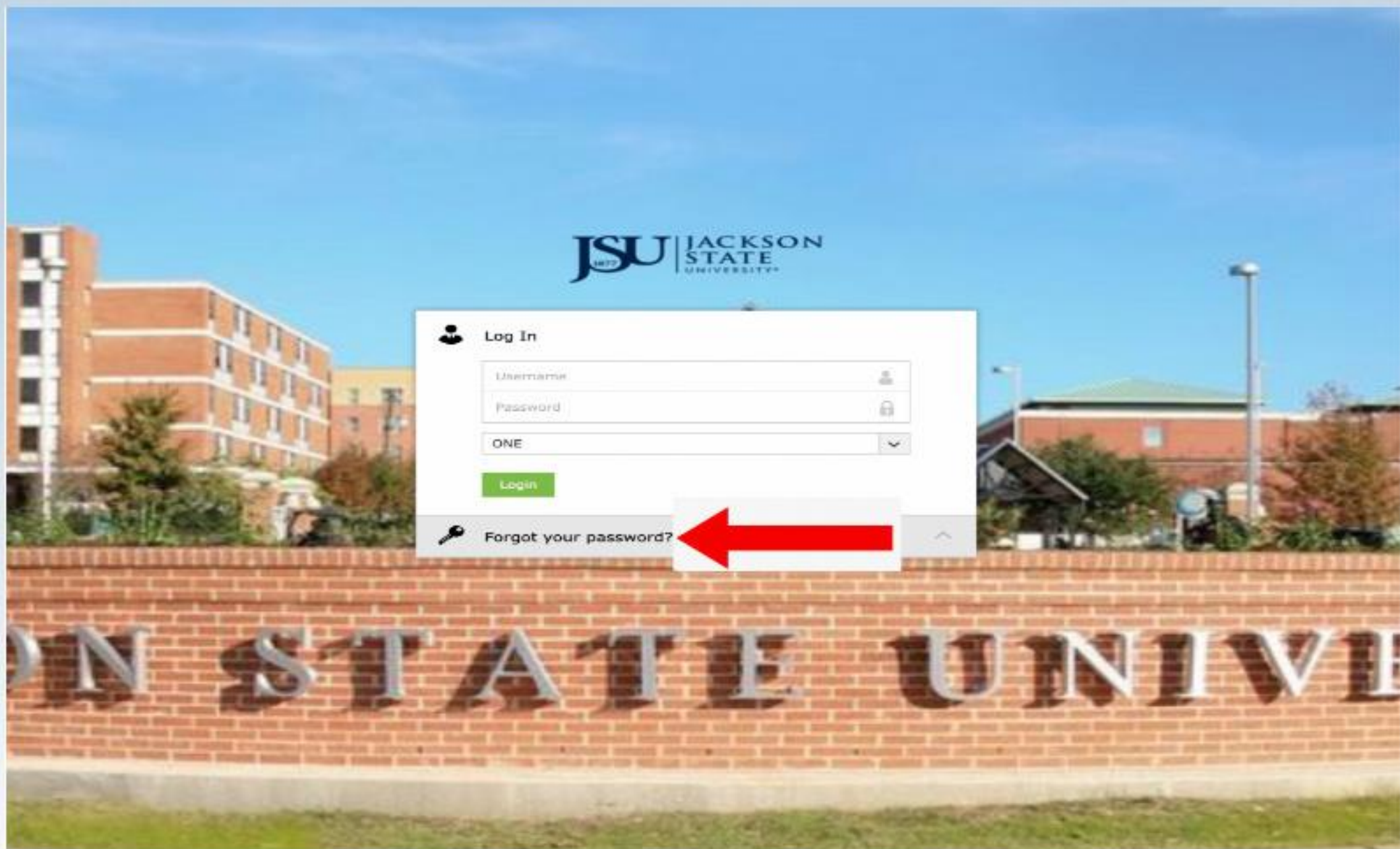
Go to JSUMS.edu and click Reset NetID Password at the top of the screen.





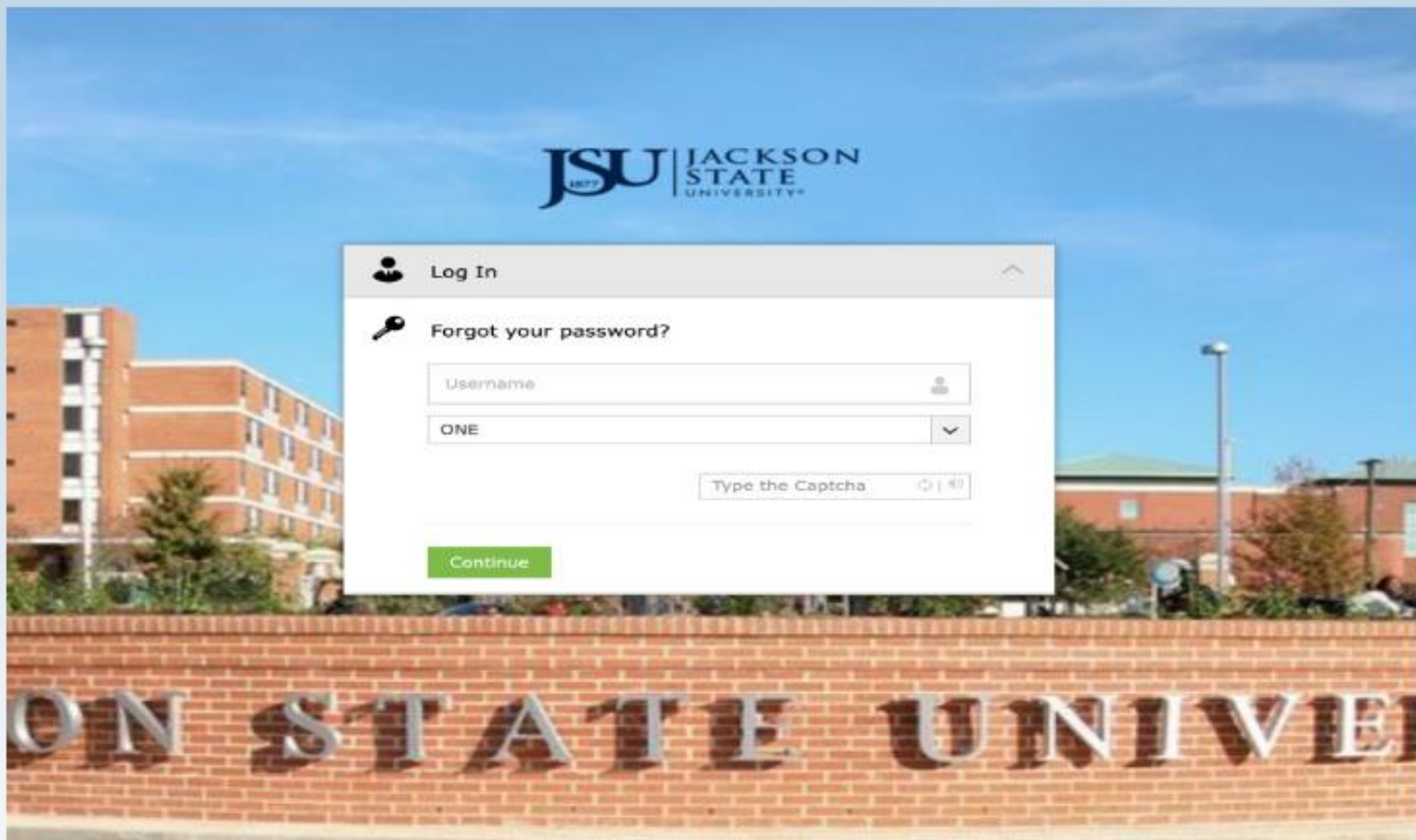
# ACTIVATE Net ID

On this screen, click Forgot your Password? Your username is your jnumber; type in the captcha, and then click continue.



# ACTIVATE NET ID

Add your credentials to the username field. Your username is your jnumber; type in the captcha, and then click continue.



The image shows a screenshot of the Jackson State University (JSU) login page. The background features a brick wall with the words "ON STATE UNIVER" and a building in the distance. Overlaid on the image is a white login form with a grey header. The header contains a user icon and the text "Log In". Below the header, there is a link "Forgot your password?" with a key icon. The form includes a "Username" input field with a user icon on the right, a dropdown menu currently showing "ONE", and a "Type the Captcha" input field with a refresh icon and a volume icon. At the bottom of the form is a green "Continue" button.



# ACTIVATE Net ID

On the next screen, select your email address from the drop-down, type in the captcha, and click continue.

The image displays two screenshots of the Net ID activation process. The left screenshot shows the initial screen with the title "Get a verification code via email". Below the title, it says "Select your email address" and shows a dropdown menu with "Select Email ID" and a "Go" button. Below that, it says "Type the characters you see in the picture below:" and shows a captcha "168513". Below the captcha, it says "Letters are not case-sensitive" and shows a text input field. At the bottom, there are "Cancel" and "Continue" buttons. The right screenshot shows the same screen, but with a red arrow pointing to the "Select Email ID" dropdown menu, indicating the next step in the process.

# ACTIVATE Net ID

You will receive an email with a verification code to your JSU email account. When you receive the code type it in, type in the captcha, and then click continue.


Verification code has been sent to j00000000@students.jsums.edu

Once you have received the code, Please enter it in the textbox below

  [Resend Code](#)

Type the characters you see in the picture below.

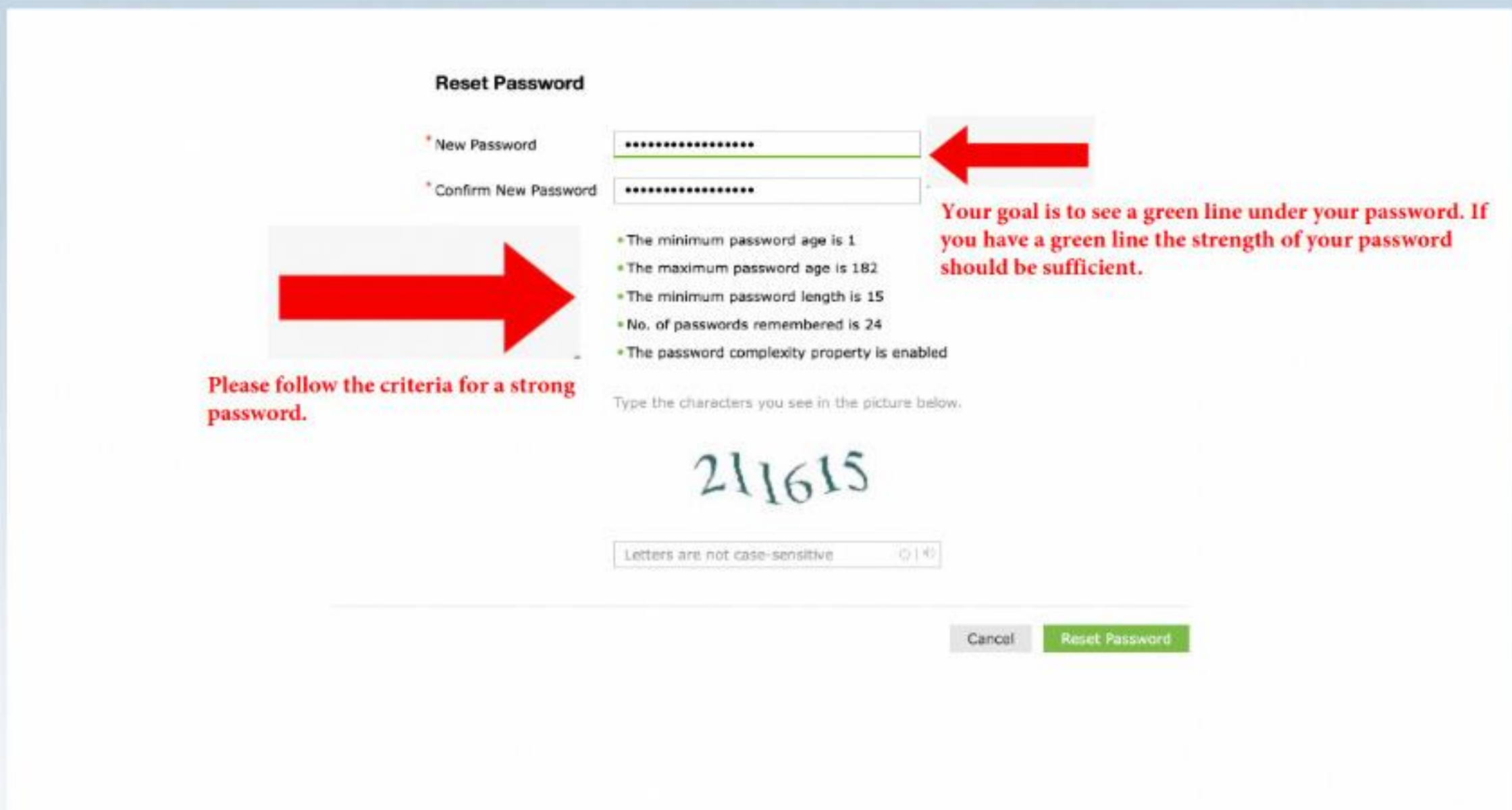
958845

Letters are not case-sensitive 

[Cancel](#) [Continue](#)

# ACTIVATE Net ID

Now, you will create a **15-character password**. Please use lowercase and uppercase letters, numbers, and special characters. Try to make your password complex so it will be hard to decipher.



The screenshot shows a 'Reset Password' form with the following elements:

- Reset Password** (Section Header)
- \* New Password** (Text label) and a password input field with a green line underneath.
- \* Confirm New Password** (Text label) and a password input field with dots.
- Criteria for a strong password:**
  - The minimum password age is 1
  - The maximum password age is 182
  - The minimum password length is 15
  - No. of passwords remembered is 24
  - The password complexity property is enabled
- Security question:** 'Type the characters you see in the picture below.' with a CAPTCHA image showing '211615'.
- Buttons:** 'Cancel' and 'Reset Password'.

**Annotations:**

- A large red arrow points from the left towards the password fields.
- A red arrow points from the right towards the 'New Password' field.
- Red text on the left: 'Please follow the criteria for a strong password.'
- Red text on the right: 'Your goal is to see a green line under your password. If you have a green line the strength of your password should be sufficient.'