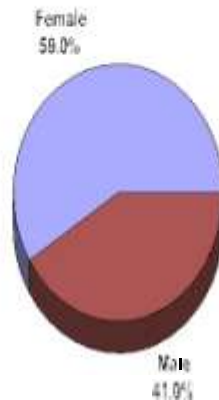


This Newsletter is prepared for campus distribution by the Office of Institutional Research and Planning. Please direct any questions or comments to this office, 979-2615.

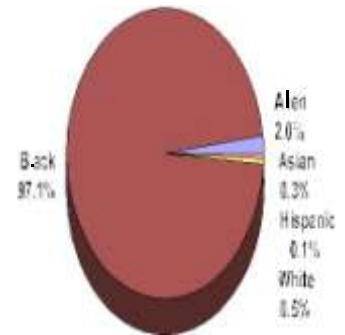
First-Time Freshmen Cohort, Fall 2004

DECLARED MAJORS	#
Accounting	47
Business Administration	80
Business Education	2
Economics	1
Finance	5
Management	11
Marketing	17
TOTAL, COLLEGE OF BUSINESS	161
Child Care & Family Education	4
Elementary Education	31
Health, Physical Educ. & Recreation	9
Social Science Education	1
Special Education	2
TOTAL, School of Instructional Leadership	47
TOTAL, COLLEGE OF EDUCATION	44
English	10
Mass Communications	33
Speech, BA	5
Speech, BS	1
TOTAL, School of Communications	49
Art	7
Music Education	25
Performance	9
TOTAL, School of Fine & Performing Arts	41
Criminal Justice & Corr. Services	38
History, BA	5
Political Science	35
Psychology	43
Sociology	3
TOTAL, School of Behavioral Sciences	124
TOTAL, COLLEGE OF LIBERAL ARTS	214
Urban Studies	1
TOTAL, School of Policy and Planning	1
Healthcare Administration	13
TOTAL, School of Public Health	13
Social Work	13
TOTAL, School of Social Work	13
TOTAL, COLLEGE OF PUBLIC SERVICE	27
Civil Engineering	6
Computer Engineering	38
Computer Science	35
Telecommunications Engineering	3
TOTAL, School of Engineering	82
Biology	159
Chemistry	4
Industrial Technology	19
Mathematics	3
Mathematics Education	3
Meteorology	7
Physics	2
Technology Education	1
TOTAL, School of Science & Technology	198
TOTAL, Science, Engineering & Technology	280
Undecided	264
TOTAL, FIRST-TIME FRESHMEN	995

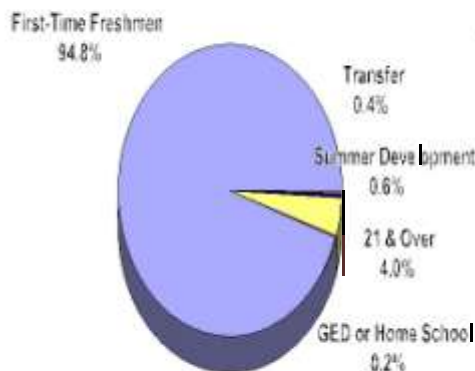
First-Time Freshmen by Gender



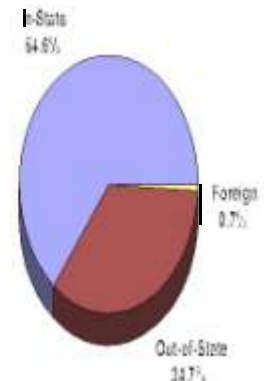
First-Time Freshmen by Ethnicity



First-Time Freshmen by Admit Type



First-Time Freshmen by Residency

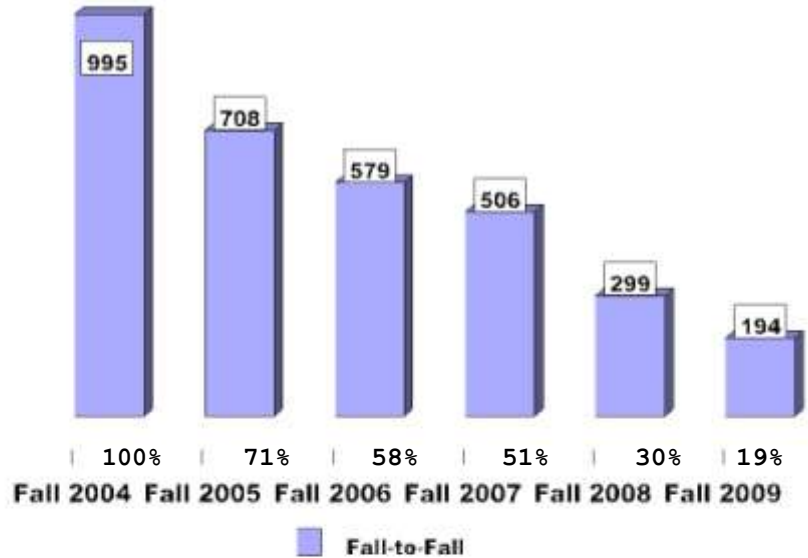


First-Time Freshmen Cohort, Fall 2004

DEGREES CONFERRED WITHIN 6 YRS	#
Accounting	26
Business Administration	21
Economics	5
Finance	9
Management	13
Marketing	10
TOTAL, COLLEGE OF BUSINESS	84
Educational Technology	2
TOTAL, School of Administrative Leadership	2
Child Care & Family Education	8
Elementary Education	13
Health, Physical Educ. & Recreation	5
Social Science Education	4
Special Education	1
TOTAL, School of Instructional Leadership	31
TOTAL, COLLEGE OF EDUCATION	33
English	12
Foreign Languages	2
Mass Communications	29
Speech, BA	3
Speech, BS	1
TOTAL, School of Communications	47
Art	5
Music Education	6
Performance	1
TOTAL, School of Fine & Performing Arts	12
Criminal Justice & Corr. Services	19
Political Science	18
Psychology	22
Sociology	2
TOTAL, School of Behavioral Sciences	61
TOTAL, COLLEGE OF LIBERAL ARTS	120
Professional Interdisciplinary Studies	13
TOTAL, COLLEGE OF LIFELONG LEARNING	13
Urban Studies	1
TOTAL, School of Policy & Planning	1
Communicative Disorders	2
Healthcare Administration	7
TOTAL, School of Public Health	9
Social Work	6
TOTAL, School of Social Work	6
TOTAL, COLLEGE OF PUBLIC SERVICE	16
Computer Engineering	7
Computer Science	7
TOTAL, School of Engineering	14
Biology	79
Chemistry	4
Industrial Technology	17
Mathematics	2
Mathematics Education	3
Meteorology	4
Physics	1
TOTAL, School of Science & Technology	110
TOTAL, COLLEGE OF SCIENCE, ENGINEERING & TECHNOLOGY	124
Undecided	11
TOTAL, FIRST-TIME FRESHMEN	401

Retention Rate, Fall 2004

COHORT RATE



6-Year Graduation Rates

(PERCENT)

