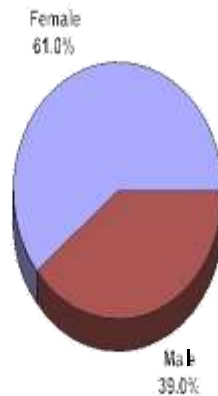


This Newsletter is prepared for campus distribution by the Office of Institutional Research and Planning. Please direct any questions or comments to this office, 979-2615.

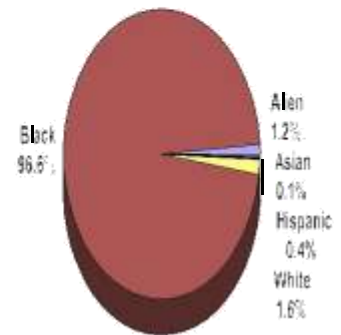
First-Time Freshmen Cohort, Fall 2005

DECLARED MAJORS	#
Accounting	48
Business Administration	69
Business Education	4
Economics	2
Finance	2
Management	12
Marketing	23
TOTAL, COLLEGE OF BUSINESS	160
Child Care & Family Education	9
Elementary Education	35
Health, Physical Educ. & Recreation	18
Social Science Education	1
Special Education	3
TOTAL, School of Instructional Leadership	66
TOTAL, COLLEGE OF EDUCATION	66
English	7
Foreign Languages	1
Mass Communications	29
Speech, BA	5
Speech, BS	1
TOTAL, School of Communications	43
Art	16
Music Education	16
Performance	19
TOTAL, School of Fine & Performing Arts	51
Criminal Justice & Corr. Services	53
History, BA	4
Political Science	21
Psychology	49
Sociology	6
TOTAL, School of Behavioral Sciences	133
TOTAL, COLLEGE OF LIBERAL ARTS	227
Healthcare Administration	24
TOTAL, School of Public Health	24
Social Work	17
TOTAL, School of Social Work	17
TOTAL, COLLEGE OF PUBLIC SERVICE	41
Civil Engineering	9
Computer Engineering	34
Computer Science	29
Telecommunications Engineering	2
TOTAL, School of Engineering	74
Biology	188
Chemistry	17
Industrial Technology	18
Mathematics	16
Mathematics Education	1
Physics	3
TOTAL, School of Science & Technology	243
TOTAL, Science, Engineering & Technology	317
Undecided	320
TOTAL, FIRST-TIME FRESHMEN	1,131

First-Time Freshmen by Gender



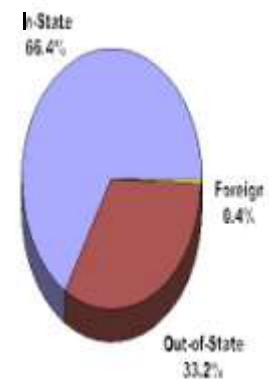
First-Time Freshmen by Ethnicity



First-Time Freshmen by Admit Type



First-Time Freshmen by Residency

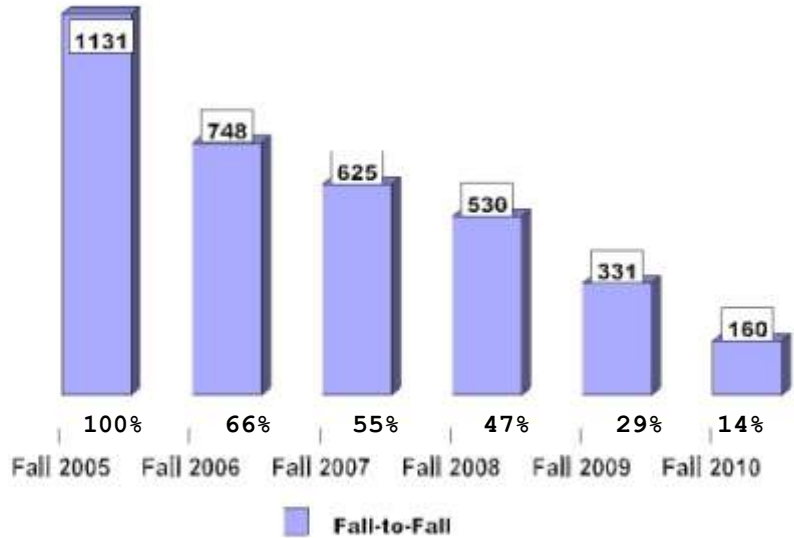


First-Time Freshmen Cohort, Fall 2005

DEGREES CONFERRED WITHIN 6 YRS	#
Accounting	24
Business Administration	25
Economics	3
Entrepreneurship	5
Finance	18
Management	10
Marketing	19
TOTAL, COLLEGE OF BUSINESS	104
Child Care & Family Education	5
Educational Technology	2
Elementary Education	15
Health, Physical Educ. & Recreation	10
Social Science Education	1
Special Education	2
TOTAL, School of Instructional Leadership	35
TOTAL, COLLEGE OF EDUCATION	35
English	7
Foreign Languages	1
Mass Communications	19
Speech, BA	6
Speech, BS	1
TOTAL, School of Communications	34
Art	9
Music Education	2
Performance	3
TOTAL, School of Fine & Performing Arts	14
Criminal Justice & Corr. Services	25
History	5
Political Science	19
Psychology	26
Sociology	4
TOTAL, School of Behavioral Sciences	79
TOTAL, COLLEGE OF LIBERAL ARTS	127
Professional Interdisciplinary Studies	19
TOTAL, COLLEGE OF LIFELONG LEARNING	19
Communicative Disorders	5
Healthcare Administration	20
TOTAL, School of Public Health	25
Social Work	12
TOTAL, School of Social Work	12
TOTAL, COLLEGE OF PUBLIC SERVICE	37
Civil Engineering	6
Computer Engineering	6
Computer Science	7
TOTAL, School of Engineering	19
Biology	53
Chemistry	13
Industrial Technology	7
Mathematics	5
Mathematics Education	1
Meteorology	1
Physics	2
TOTAL, School of Science & Technology	82
TOTAL, COLLEGE OF SCIENCE, ENGINEERING & TECHNOLOGY	101
Undecided	12
TOTAL, FIRST-TIME FRESHMEN	435

Retention Rate, Fall 2005

COHORT RATE



6-Year Graduation Rates

(PERCENT)

