

MINI FACT BOOK

FALL 2017



JSU
1877
JACKSON STATE
UNIVERSITY®



Mini Fact Book Fall 2017

Department of Institutional
Research, Planning, and Assessment
Jackson State University
P. O. Box 17147 • Jackson, MS 39217
(P) 601.979.2484 • (F) 601.979.4054
www.jsums.edu/institutionalresearch

Jackson State University is an
Equal Opportunity Employer. The
University does not discriminate on
the basis of race, sex, religion, national
origin, disability status or protected
veteran status.

In addition, Jackson State University
recruits, admits, and provides services,
financial aid, and instruction to all
students without regard to race, sex,
religion, national origin, age, disability
status, veteran status or any other
characteristic protected by law.

Editors:

Director

Shemeka McClung

Assistant Director

Rosella Houston

Research Associates

Arnitra Hunter


Satya Sreedevi Redla



TABLE OF CONTENTS

General Information.....	3-6
Vision and Mission	4
Core Values.....	4
Campus Locations	5-6
Academic Information	7-9
Tuition and Fees.....	8
Degrees Awarded.....	8
First-Time Freshmen Average High School GPA	8
First-Time Freshmen Average ACT Scores	8
Composite ACT Scores by Ethnicity	9
Composite ACT Scores by Gender.....	9
Composite ACT Scores by Residency.....	9
Academic Calendar.....	9
Holiday Schedule.....	9
Student Enrollment	10-18
Enrollment by Ethnicity.....	11
Enrollment by Gender and Status.....	11
10-Year Enrollment Trend by Gender.....	12
Fall 2017 Undergraduate Classifications.....	12
Fall 2017 Graduate Classifications	12
2016 Cohort Fall-to-Fall Retention	13
Enrollment by Student Type.....	13
Academic Enrollment by College/School.....	13
Fall 2017 Student Characteristics	14
Top 5 Enrollment by Program	14
Top 5 Enrollment by Residency	15
Fall 2017 Enrollment by Counties.....	16
Fall 2017 Enrollment by States	17
Fall 2017 Enrollment by Countries	18
Employee Information	19-21
EEO Categories.....	20
Faculty Academic Rank by Ethnicity and Gender.....	21
Full-Time Faculty by Tenure Status	21
Faculty by College/School.....	21
Financial Information.....	22
Directory.....	23
Notes	24
Evaluation Form	25



An aerial photograph of a university campus. In the center is a tall, modern building with a distinctive white lattice structure on its facade. Below the building is a large, circular plaza with a central green area and a walkway. The plaza is surrounded by trees and flagpoles. In the foreground, there is a paved walkway with a few people walking. The background shows other campus buildings and a clear sky.

GENERAL INFORMATION

Jackson State University’s distinguished history began in 1877 as the Natchez Seminary, a private church school set up in Natchez, Mississippi, under the auspices of the American Baptist Home Mission Society of New York. Beginning with only 20 students, the seminary educated newly freed African Americans as ministers and teachers. JSU is now designated as a “higher research activity” institution by the Carnegie Foundation and has been named as an Institutional Partner by the Bill & Melinda Gates Foundation. This emphasis on research and scholarship is cemented by data that show JSU continues the tradition of being a top producer of African Americans with bachelor’s degrees in education and by ongoing funding from government agencies, including a recent \$2.9 million “First in the World” grant from the U.S. Department of Education. Listed by *Forbes* magazine as one of America’s Top Colleges for 2015, cited by *G.I. Jobs* magazine as a “Military-Friendly University” for the fourth consecutive year and recognized by *Diverse Issues in Higher Education* magazine for the number of STEM (science, technology, engineering and math) graduates produced annually – the academic enterprise remains robust at JSU.

Vision Statement

Building on its historic mission of empowering diverse students to become leaders, Jackson State University will become recognized as a challenging, yet nurturing, state-of-the-art technologically infused intellectual community. Students and faculty will engage in creative research, participate in interdisciplinary and multi-institutional/organizational collaborative learning teams and serve the global community.

University Mission Statement

The University produces technologically advanced, diverse, ethical, global leaders who think critically, address societal problems and compete effectively.

Core Values

Tradition	The University believes that its role as a historically black university inspires and exemplifies positive societal change.
Accountability	The University believes in the principled exercise of leadership, excellence in scholarly activities, and the sanctity of the public trust.
Learning	The University believes in an experientially enhanced learning environment where teaching, research, and service are integrated and mutually reinforcing.
Nurturing	The University is committed to creating a community that affirms and welcomes people from diverse backgrounds and experiences and supports the realization of their human potential.
Service	The University responds to the needs of society to the best of its ability and expects its graduates to do likewise.
Responsibility	The University believes in and accepts its duty to enhance each generation’s capacity to improve the human condition.



CAMPUS LOCATIONS

Jackson State University – Main Campus

JSU is a technologically advanced four-year university steeped in history and committed to preparing students to become global leaders. Designated as a "higher research activity" university, JSU continues to enhance the state, nation and world through comprehensive economic development, healthcare, technological and educational initiatives. We value our alumni and friends who help to make us great. With nearly 10,000 students, Jackson State is the fourth-largest institution of higher learning in Mississippi. We welcome the opportunity and challenge of providing the best education possible for the people who choose to study at Jackson State University.

Universities Center

The School of Lifelong Learning is located in the E.E Thrash Universities Center at 3825 Ridgewood Road in Jackson, Mississippi. It is a metropolitan learning center for local, state, public, and private agencies. This center has classroom facilities for both undergraduate and graduate students. The School of Lifelong Learning (SLL) meets the needs of present-day workers and adult learners, 25 years of age and older, throughout the state, region, and nation. The SLL at Jackson State University is for adult learners who wish to begin, continue, complete, or enhance their development on a part-time or full-time basis.

Jackson Medical Mall

The School of Public Health Initiative is located in the Jackson Medical Mall at 350 West Woodrow Wilson Drive. The School of Public Health Initiative is committed to providing advanced quality education and a learning environment that supports interdisciplinary communications, development of professional public health concepts and values, and the resolution of healthcare issues. Programs prepare students to be outstanding leaders and practitioners in professional careers in public health, healthcare administration, speech language pathology, communicative disorders, and speech and hearing sciences.



Mississippi e-Center @ Jackson State University

The Mississippi e-Center @ Jackson State University, located at 1230 Raymond Road, Jackson, MS, is a cutting-edge information center that demonstrates JSU's leadership in the digital world. The MS e-Center employs a wide array of technology-enhanced learning, research and business tools to engage students and faculty in innovative real-world exercise. The MS e-Center is the place where technology works for you.

Holmes Community College

Jackson State University is now offering classes at Holmes Community College at 412 West Ridgeland Avenue, Ridgeland, MS. At this location, JSU offers bachelor's degree completion in Elementary Education K-3, Elementary Education K-6, and Social Work.

Downtown Campus

The Jackson State University Downtown Campus is located in a modern five-story complex at 101 West Capitol Street. This campus is home to the JSU Office of Alumni Affairs, JSU Institute of Government and the Mississippi Conference of Black Mayors. The office of the dean of the College of Public Service, Department of Public Policy and Administration and Department of Urban and Regional Planning are also housed on the campus. The Downtown Campus is near the Mississippi State Capitol Building, Jackson City Hall and a number of state agencies.



ACADEMIC INFORMATION

Undergraduate Admissions

Jackson State University
Post Office Box 17330
1400 John R. Lynch Street
Jackson, MS 39217
(P) 601.979.0928 | (F) 601.979.3445
admappl@jsums.edu
www.jsums.edu/admissions

Graduate Admissions

Jackson State University
Post Office Box 17095
1400 John R. Lynch Street
Jackson, MS 39217
(P) 601.979.2455 | (F) 601.979.2790
Graduate@jsums.edu
www.jsums.edu/graduateschool

TUITION AND FEES

Tuition & Fees	7,501
Required Fees	120
Total (MS Resident)	7,621
Non-Resident Fees	10,693
Total (Non-Resident)	18,314

Books & Supplies (approx.)	2,300
Room & Board	8,952

DEGREES AWARDED ACADEMIC YEAR 2016-2017

Baccalaureate	942
Masters	391
Specialist	27
Doctoral	91
Total	1,451

First-Time Freshmen Average High School GPA

2.95

FIRST-TIME FRESHMEN AVERAGE ACT SCORES

English	19.19
Mathematics	18.44
Reading	19.97
Science Reasoning	19.98
Composite	19.27

Jackson State University is designated as the Urban University for the State of Mississippi. It is accredited by the Southern Association of Colleges and Schools Commission on Colleges (SACSCOC) to award bachelor's, master's, education specialist, Doctor of Education and Doctor of Philosophy degrees. Comprised of five colleges and two schools, JSU offers 46 bachelor's, 37 master's, 2 specialist-in-education and 13 doctoral degrees.

COMPOSITE ACT SCORE FOR FIRST-TIME FRESHMEN BY ETHNICITY, GENDER, AND RESIDENCY

ACT Scores by Ethnicity

Black	19.21
White	20.25
Other	20.06

ACT Scores by Gender

Male	19.30
Female	19.25

ACT Scores by Residency

In-State	19.50
Out-of-State	18.98
International	22.08



ACADEMIC CALENDAR 2017-2018

Fall 2017

Orientation	August 14
Registration	August 17-18
Classes Begin	August 21
Academic Advising	November 6-10
Classes End	December 1
Final Examinations	December 2-7
Commencement	December 8

Spring 2018

January 3
January 4-5
January 8
April 3-6
April 21
April 21-27
April 27-28

HOLIDAY SCHEDULE 2017-2018

Monday, May 29
 Tuesday, July 4
 Monday, September 4
 Thursday-Friday, November 23-24
 Thursday-Monday, December 21 - January 1
 Monday, January 15
 Friday, March 30
 Monday, May 28

Memorial Day Holiday
 Independence Day Holiday
 Labor Day Holiday
 Thanksgiving Holiday
 Christmas / New Year's Holiday
 Dr. Martin Luther King, Jr. Holiday
 Easter Holiday
 Memorial Day Holiday



STUDENT ENROLLMENT



ENROLLMENT BY ETHNICITY

Black	7,745
White	544
Hispanic	85
Asian	47
American Indian or Alaskan	25
Native Pacific Islander	2
Multi-racial	110
Total	8,558

TOTAL ENROLLMENT BY GENDER AND STATUS

	Male	Female	Total
Full-Time	2,400	4,348	6,748
Part-Time	510	1,300	1,810
Total	2,910	5,648	8,558

TOTAL UNDERGRADUATES BY GENDER AND STATUS

	Male	Female	Total
Full-Time	2,183	3,752	5,935
Part-Time	193	372	565
Total	2,376	4,124	6,500

TOTAL GRADUATES BY GENDER AND STATUS

	Male	Female	Total
Full-Time	217	596	813
Part-Time	317	928	1,245
Total	534	1,524	2,058

TEN-YEAR ENROLLMENT TREND BY GENDER

Fall	Male	Percent	Female	Percent	Total
2008	2,958	35.3%	5,418	64.7%	8,376
2009	3,139	35.7%	5,644	64.3%	8,783
2010	3,121	36.0%	5,566	64.0%	8,687
2011	3,162	35.5%	5,741	64.5%	8,903
2012	3,120	35.4%	5,699	64.6%	8,819
2013	3,204	35.1%	5,930	64.9%	9,134
2014	3,363	35.4%	6,145	64.6%	9,508
2015	3,413	34.8%	6,389	65.2%	9,802
2016	3,360	34.25%	6,451	65.75%	9,811
2017	2,910	34.0%	5,648	66.0%	8,558

FALL 2017 UNDERGRADUATE CLASSIFICATIONS

FRESHMAN 1,504

SOPHOMORE 1,249

JUNIOR 1,488

SENIOR 2,259

TOTAL 6,500

FALL 2017 GRADUATE CLASSIFICATIONS

Post-Baccalaureate	33
Master's	1,274
Specialist	119
Doctorate	632

Graduate Total 2,058

FALL TO FALL FIRST-TIME FULL-TIME RETENTION RATES

College/School	Cohort Fall 2016	Returned Fall 2017	Percentage
Business	200	109	54.5%
Education and Human Development	97	62	63.9%
Liberal Arts	291	148	50.9%
Public Service	34	20	58.8%
Science, Engineering, and Technology	577	403	69.8%
Public Health	41	22	53.7%
Undecided	41	20	48.8%
University Total	1281	784	61.2 %

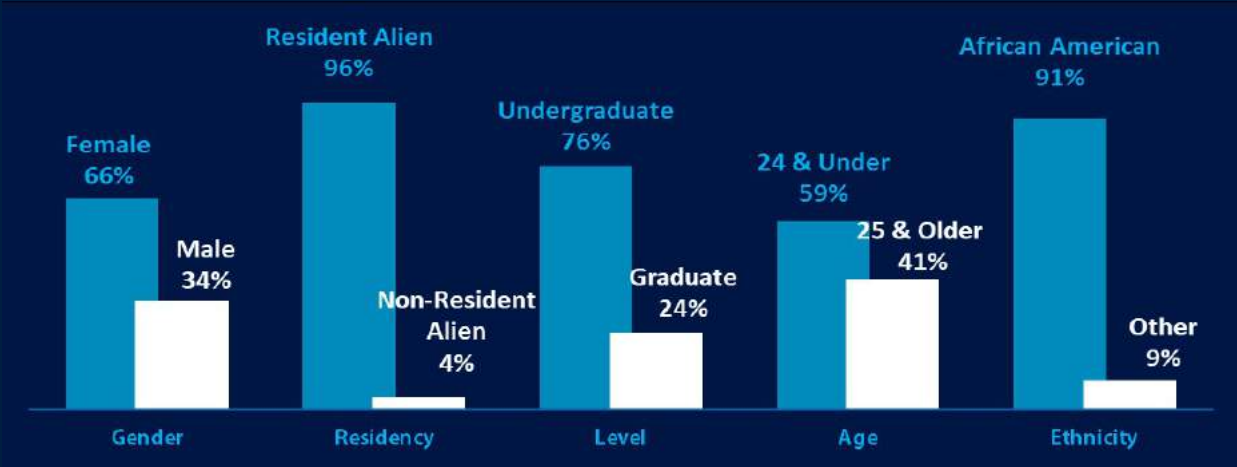
FALL 2017 ENROLLMENT BY STUDENT TYPE

First-Time Freshmen	933
Returning Undergraduate Students	4,432
Readmitted Students	494
First-Time Transfer Students	578
First-Time Graduate Students	515
Returning Graduate Students or Transfer Students	1,543
Transient Students	33
High School Students Taking College Courses	1
Other	10
Returning Post-Baccalaureate	17
Total	8,558

FALL 2017 ENROLLMENT BY COLLEGE/SCHOOL

Colleges/Schools	Undergraduate	Graduate	Enrollment
Business	879	111	990
Education & Human Development	1,282	830	2112
Liberal Arts	1405	149	1,554
Public Health	462	202	664
Public Service	396	427	823
Science, Engineering, and Technology	1,986	325	2,311
Undecided	90	0	90
Non-Degree	0	14	14
Total	6,500	2,058	8,558

FALL 2017 STUDENT CHARACTERISTICS



TOP 5 ENROLLMENT BY PROGRAM

Bachelor's Programs	Enrollment
Biology	924
Social Work	385
Healthcare Administration	382
Criminal Justice	381
Childcare & Family Education	356
Master's Programs	
Social Work	191
Early Childhood Education	162
Public Health	83
Technology Education	70
Business Administration	65
Doctoral Programs	
Educational Administration	128
Public Administration	87
PublicHealth	81
Urban Higher Education	77
Urban & Regional Planning	53

TOP 5 ENROLLMENT BY RESIDENCY

Mississippi Residents

Hinds	3,162
Madison	525
Rankin	365
Copiah	158
Warren	136

Non- Residents

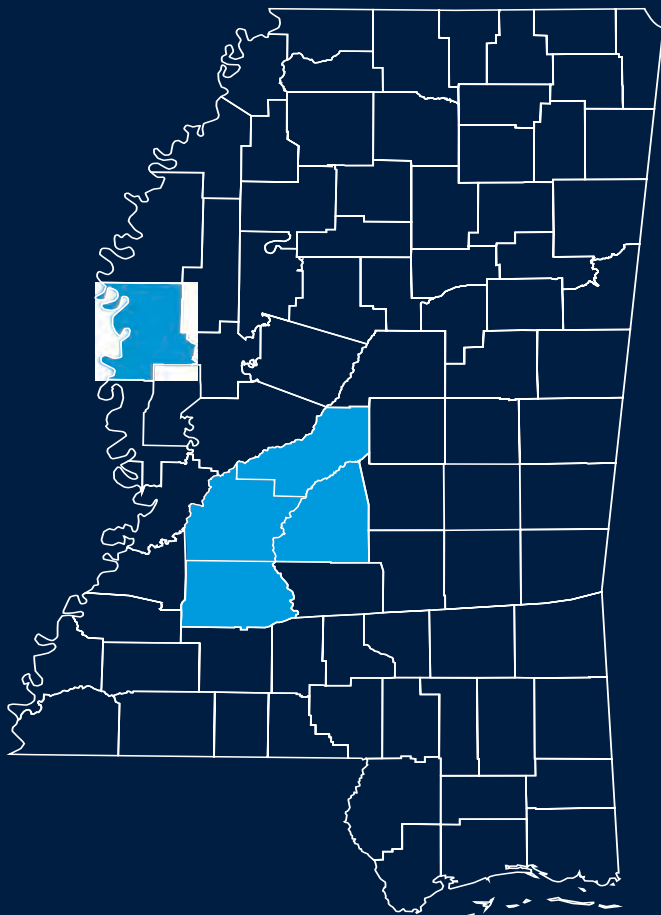
Illinois	419
Louisiana	227
Tennessee	192
Georgia	172
Missouri	110

International Residents

China	48
Nigeria	43
Ethiopia	30
Saudi Arabia	25
India	24



FALL 2017 ENROLLMENT BY COUNTIES



Adams	71	Lincoln	56
Alcorn	6	Lowndes	25
Amite	8	Madison	525
Attala	40	Marion	20
Benton	3	Marshall	22
Bolivar	77	Monore	7
Calhoun	6	Monotgomery	8
Carroll	14	Neshoba	21
Chickasaw	6	Newton	24
Choctaw	3	Noxubee	7
Claiborne	34	Oktibbeha	16
Clarke	9	Panola	19
Clay	18	Pearl River	9
Coahoma	56	Perry	1
Copiah	158	Pike	74
Covington	18	Pontotoc	2
DeSota	85	Prentiss	3
Forrest	55	Quitman	18
Franklin	8	Rankin	365
George	2	Scott	40
Greene	4	Sharkey	18
Grenada	17	Simpson	71
Hancock	1	Smith	11
Harrison	63	Stone	3
Hinds	3162	Sunflower	38
Holmes	100	Tallahatchie	20
Humphreys	24	Tate	7
Issaquena	7	Tippah	1
Itawamba	3	Tunica	18
Jackson	71	Walthall	14
Jasper	20	Warren	136
Jefferson	35	Washington	135
Jefferson Davis	30	Wayne	9
Jones	29	Webster	2
Kemper	2	Wilkinson	16
Lafayette	12	Winston	11
Lamar	13	Yalobusha	12
Lauderdale	63	Yazoo	114
Lawrence	21		
Leake	52	Total	6404
Lee	14		
Leflore	86		



FALL 2017 ENROLLMENT BY STATES (NON-RESIDENTS)

Alabama	105	Kentucky	2	Ohio	27
Arizona	4	Lousiana	227	Oklahoma	10
Arkansas	96	Maryland	18	Oregon	1
California	60	Massachusetts	1	Pennsylvania	2
Colorado	12	Michigan	82	Puerto Rico	10
District of Columbia	1	Minnesota	13	South Carolina	5
Florida	45	Missouri	110	Tennessee	192
Georgia	172	Montana	1	Texas	89
Hawaii	2	Nebraska	2	Virgin Islands of the US	7
Idaho	1	Nevada	6	Virginia	6
Illinois	419	New Jersey	2	Washington	5
Indiana	36	New Mexico	3	Wisconsin	33
Iowa	2	New York	6	Total	964
Kansas	9	North Carolina	14		



FALL 2017 ENROLLMENT BY COUNTRIES

Algeria	1	Dominican Republic	1	Malaysia	1	Taiwan	2
Argentina	1	Egypt	1	Mexico	3	Tanzania	2
Armenia	1	El Salvador	1	Morocco	1	Tunisia	1
Bahamas, The	7	Ethiopia	30	Namibia	1	Uganda	1
Bangladesh	9	Gambia	1	Nepal	2	Ukraine	5
Barbados	2	Germany	2	Netherlands	3	United Kingdom	1
Belize	1	Ghana	13	Nicaragua	2	Venezuela	2
Bermuda	1	Greece	2	Nigeria	43	Vietnam	2
Brazil	6	Grenada	1	Philippines	1	Yemen	3
Bulgaria	1	Guatemala	1	Saint Lucia	1	Total	316
Cameroon	14	Haiti	4	Saint Vincent & the Grenadines	1		
Canada	4	India	24	Sao Tome and Principe	1		
Chile	1	Iran	4	Saudi Arabia	25		
China	48	Jamaica	3	Senegal	2		
Colombia	7	Jordan	3	Singapore	1		
Congo	1	Kenya	4	South Africa	2		
Croatia	1	Lebanon	2	Sudan	4		

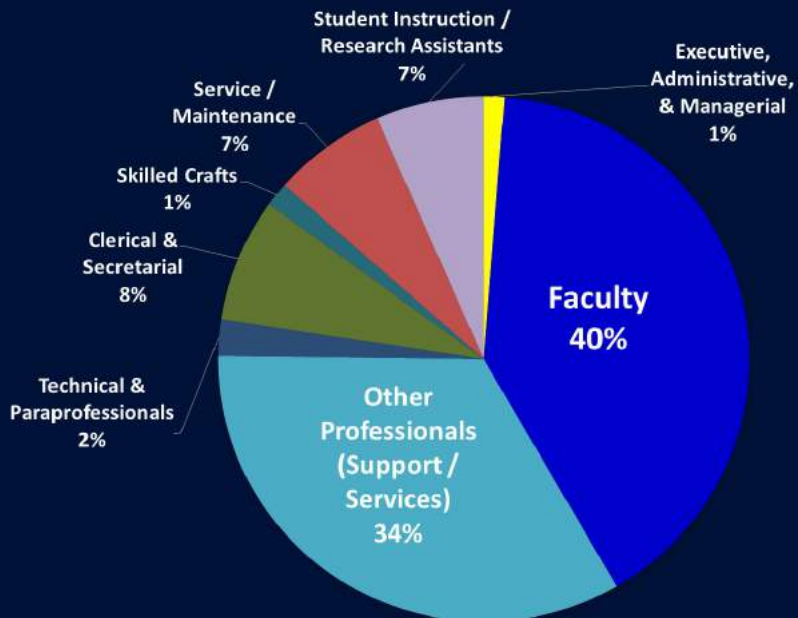
A photograph of a modern building with a glass and metal facade, featuring a large glass section and a curved metal section. The building is set against a cloudy sky. In the foreground, there is a low wall with some greenery and a black metal fence. The text "EMPLOYEE INFORMATION" is overlaid in the center, enclosed in large blue brackets.

EMPLOYEE INFORMATION

JACKSON STATE UNIVERSITY

FALL 2017

EQUAL EMPLOYMENT OPPORTUNITY (EEO) CATEGORIES



FALL 2017 EEO CATEGORY

EMPLOYEES BY EEO CATEGORY

Executive, Administrative, & Managerial	18
Faculty	578
Other Professionals (Support / Services)	480
Technical & Paraprofessionals	32
Clerical & Secretarial	109
Skilled Crafts	21
Service / Maintenance Student Instruction / Research Assistants	99
Instruction / Research Assistants	94
Total University	1431

FACULTY ACADEMIC RANK BY ETHNICITY AND GENDER

Academic Rank	Male	Female	White	Black	Other	Total
Full-Time						
Professor	67	28	22	48	25	95
Associate Professor	59	42	217	62	22	101
Assistant Professor	46	53	16	64	19	99
Instructor	23	46	9	53	7	69
Lecturer	4	2	2	4	0	6
Total	199	171	66	231	73	370
Part-Time						
Professor	0	0	0	0	0	0
Associate Professor	1	0	0	1	0	1
Assistant Professor	0	1	0	1	0	1
Instructor	1	2	0	3	0	3
Lecturer	86	114	37	152	11	200
Total	88	117	37	157	11	205
Total =Full-Time + Part-Time	287	288	103	388	84	575

FULL-TIME FACULTY
BY TENURE STATUS

Tenure Track

64

Non-Tenured

120

Tenured

186

Total

370

FACULTY BY COLLEGE/SCHOOL

College/School	FT	PT	Total
Business	33	7	40
Education and Human Development	53	58	111
Liberal Arts	102	63	165
Public Service	33	32	65
Science, Engineering & Technology	109	31	140
School of Public Health	26	11	37
University College	14	3	17
Total	370	205	575

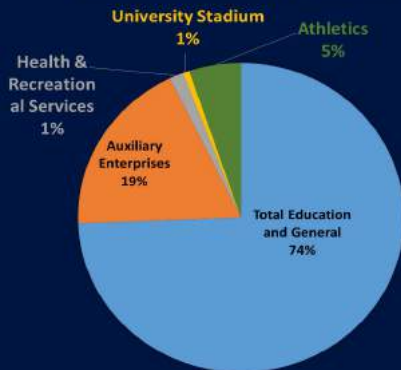
FINANCIAL INFORMATION

BUDGETED REVENUES, FY 2017-2018

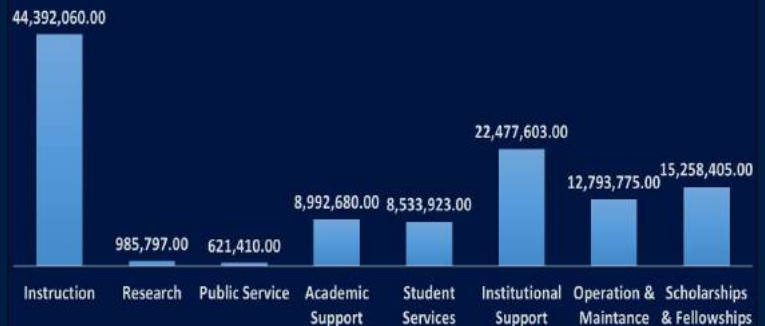
Tuition & Fees	\$	66,321,186.00
State Appropriations	\$	45,184,466.00
Sales & Services	\$	300,000.00
Other Revenue	\$	2,250,000.00
Total Education and General:	\$	114,055,652.00
Auxiliary Enterprises	\$	28,243,633.00
Health & Recreational Services	\$	2,115,519.00
University Stadium	\$	1,000,000.00
Athletics	\$	7,891,803.00

TOTAL REVENUES:	\$	153,306,607.00
------------------------	-----------	-----------------------

BUDGETED REVENUES FY 2017-2018



EDUCATION & GENERAL EXPENDITURES FY 2017-2018



BUDGETED EXPENDITURES, FY 2017-2018

Instruction	\$	44,392,060.00
Research	\$	985,797.00
Public Service	\$	621,410.00
Academic Support	\$	8,992,680.00
Student Services	\$	8,533,923.00
Institutional Support	\$	22,477,603.00
Operation and Maintenance	\$	12,793,775.00

Scholarships and Fellowships	\$	15,258,405.00
Total Education and General	\$	114,055,652.00
Auxiliary Enterprises	\$	28,243,633.00
Health & Recreational Services	\$	2,115,519.00
University Stadium	\$	1,000,000.00
Athletics	\$	7,891,803.00

TOTAL EXPENDITURES:	\$	153,306,607.00
----------------------------	-----------	-----------------------

DIRECTORY

ADMINISTRATION

Office of the President	601.979.2323
Academic Affairs	601.979.2246
Athletics	601.979.2360
Business & Finance	601.979.1773
Enrollment Management & Institutional Research	601.979.2484
General Counsel	601.979.3950
Information Technology	601.979.4299
Institutional Advancement	601.979.2282
Research & Federal Relations	601.979.2931
Mississippi e-Center Second Floor	601.979.4299
Student Life	601.979.2241

COLLEGES & DIVISIONS

Business	601.979.2411
Education & Human Development	601.979.2433
Graduate Studies	601.979.2455
Liberal Arts	601.979.7036
Public Health	601.979.8806
Public Service	601.979.8836
Science, Engineering & Technology	601.979.2153
Undergraduate Studies	601.979.2127

INFORMATION & ASSISTANCE

Community College Relations	601.979.0924
Financial Aid	601.979.2227
Honors College	601.979.2107
Housing	601.979.2326
Human Resources	601.979.2015
Institutional Research	601.979.2484
JSU Online	601.979.0779
Undergraduate Admissions	601.979.0928
Undergraduate Recruitment	601.979.5845
Undergraduate Studies	601.979.2127



NOTES:

**JACKSON STATE UNIVERSITY
MINI FACT BOOK EVALUATION
FALL 2017**

We welcome any suggestions or comments that will help us enhance the MINI FACT BOOK.
Please assist us by completing the following evaluation and returning it to:

Institutional Research, Planning, and Assessment
Jackson State University
1400 J. R. Lynch Street
P. O. Box 17147
Jackson, MS 39217
(601) 979-2484

YOUR NAME: _____

ADDRESS OR LOCATION: _____

1. Describe any information you think should be added or expanded in next year's MINI FACT BOOK.

2. Give the page number and description of any information you think should be clarified or eliminated.

3. Other Comments:

A close-up, high-contrast photograph of a tiger's face, rendered in a dark blue monochrome. The tiger's eyes are focused forward, and its fur texture is highly detailed. The image serves as the background for the entire page.

2017

JACKSON STATE UNIVERSITY

MINI FACT BOOK

DEPARTMENT OF INSTITUTIONAL RESEARCH,
PLANNING, AND ASSESSMENT



Department of Institutional Research, Planning, and Assessment

P. O. Box 17147 • Jackson, MS 39217

(P) 601.979.2484 | (F) 601.979.4054

www.jsums.edu/institutionalresearch