

2015-2016

JACKSON STATE UNIVERSITY

# FACT BOOK

DEPARTMENT OF INSTITUTIONAL RESEARCH,  
PLANNING, AND ASSESSMENT



## **Fall 2015 Jackson State University Fact Book**

### **Editors**

Arnitra Hunter  
Research Associate  
Institutional Research, Planning, and Assessment  
Post Office Box 17147  
Jackson, MS 39217  
(601) 979-0203

Angenette Dixon  
Research Associate  
Institutional Research, Planning, and Assessment  
Post Office Box 17147  
Jackson, MS 39217  
(601) 979-5901

Lashanda Phillips  
Research Assistant  
Institutional Research, Planning, and Assessment  
Post Office Box 17147  
Jackson, MS 39217  
(601) 979-2484

### **Contributors**

Shemeka McClung  
Director  
Institutional Research, Planning, and Assessment  
Post Office Box 17147  
Jackson, MS 39217  
(601) 979-2484

Satya Sreedevi Redla  
Research Associate  
Institutional Research, Planning, and Assessment  
Post Office Box 17147  
Jackson, MS 39217  
(601) 979-2071

## Table of Contents

### ADMINISTRATION

Office of the President.....	7
Division of Academic and Student Affairs.....	7
Division of Business & Finance .....	8
Division of Information Technology .....	8
Division of Institutional Advancement.....	8
Division of Research & Federal Relations .....	8
Division of Student Affairs .....	8

### GENERAL INFORMATION

The University .....	9
Vision Statement and Mission .....	11
History of the University .....	12
JSU Presidents .....	16
President's Cabinet .....	17
Accreditations .....	18
Memberships .....	19

### NEW STUDENTS

ACT Data for First-Time Entering Freshmen: Fall 2015.....	21
Major Feeder High Schools for ACT Tested Freshmen: Fall 2015.....	22
Distribution of Enhanced ACT Scores: Fall 2015.....	23
ACT Scores of First-Time Entering Freshmen: 5-Year Trend .....	24

### ENROLLMENT

Enrollment by Status (Full-time/Part-time: Fall 2015) .....	26
Enrollment Overview: 2-Year Comparison .....	27
Enrollment Profile: 5-Year Trend.....	28
Enrollment by Registration Type: 5-Year Trend.....	29

### COLLEGES/SCHOOLS

Enrollment by Colleges: 5-Year Trend (Fall 2011-Fall 2015)	
College of Business .....	31
College of Education & Human Development .....	32
College of Liberal Arts.....	33
College of Lifelong Learning (Trend).....	34
College of Public Service .....	35
College of Science, Engineering & Technology.....	36
School of Public Health .....	37
Undeclared Majors (5-Year Trend) .....	38

### DEPARTMENTS

Enrollment by Department & Level	
Fall 2011 .....	40
Fall 2012 .....	41
Fall 2013 .....	42
Fall 2014 .....	43
Fall 2015 .....	44

## Table of Contents (Con't)

### HOUSING AND RESIDENCY

On-Campus Enrollment: Fall 2015 .....	46
Enrollment by Residency: Fall 2015 .....	46
Enrollment of Mississippi Students by Counties: 5-Year Trend .....	47
Enrollment of Students by States & District of Columbia 5-Year Trend.....	49
Enrollment of Students by Foreign Countries: 5-Year Trend .....	50

### CREDIT HOURS PRODUCTION

Credit Hours Production by College, School, Department & Level	
Fall 2011 .....	53
Fall 2012 .....	54
Fall 2013 .....	55
Fall 2014 .....	56
Fall 2015 .....	57
College & Department: 5-Year Trends .....	58

### DEGREE PROGRAMS

Degrees Offered by Jackson State University .....	60
Degrees Conferred by Degree, Level, and Program	
AY 2010-11 .....	62
AY 2011-12 .....	63
AY 2012-13 .....	64
AY 2013-14 .....	65
AY 2014-15 .....	66
Degrees Conferred by Level: 5-Year Trend.....	67
Degrees Conferred by College: 5-Year Trend .....	67
Degrees Conferred by Degree, Level and Program: 5-Year Trend .....	68

### EMPLOYEES

Employees by Job Category: 5-Year Trend.....	70
Employees by Ethnicity Fall 2015.....	70
Full-time Instructional Faculty By Academic Rank: 5-Year Trend .....	71
Full-time Instructional Faculty By Academic Tenure: 5-Year Trend .....	71
Full-time Instructional Faculty By College, School & Department: 5-Year Trend.....	72
Full-time Teaching Faculty by Academic Rank and Tenure: 5-Year Trend .....	73
Full-time Faculty by Academic Rank and Educational Level: 5-Year Trend .....	74

### RESOURCES

Education & General Revenues By Source: 5-Year Profile .....	76
Education & General Expenditures By Source: 5-Year Profile.....	76
Did You Know Facts .....	77
UNIVERSITY DIRECTORY .....	79
FACT BOOK EVALUATION FORM .....	80

## **PREFACE**

The Jackson State University Fact Book is an annual publication of the Department of Institutional Research, Planning, and Assessment. This document is an update of factual information which is designed to assist administrators, faculty, staff and other University constituents with statistical references about the institution. It assembles under one cover comparable information across a five-year period.

The data collected and reported in the Fact Book is the official data for the University. As with any statistical data, these contained in the Fact Book are a snapshot of a single point in time. Every effort has been made to include within this publication the data most often requested. We invite the users of this book to freely comment on what data they would like to have included in the future.

Your comments and suggestions will be appreciated as the Department of Institutional Research, Planning, and Assessment attempts to produce a document that meets the needs of the University community. Please direct comments to Institutional Research, Planning, and Assessment or email me at [shemeka.s.mcclung@jsums.edu](mailto:shemeka.s.mcclung@jsums.edu)

Shemeka McClung, PhD  
**Director of Institutional Research, Planning, and Assessment**  
Jackson State University  
P.O. Box 17147  
Jackson, Mississippi 39217  
601-979-2484 Telephone  
601-979-4054 Fax

An aerial photograph of a city, featuring a large stadium with a distinctive checkered facade in the center. The stadium is surrounded by a mix of urban development, including smaller buildings, parking lots, and green spaces with trees. The entire image is overlaid with a dark blue gradient.

# ADMINISTRATION

---

**President.....Dr. Carolyn Meyers**

Provost and Senior Vice President, Academic and Student Affairs ..... Dr. Evelyn Leggette  
Vice President, Enrollment Management and Institutional Research..... Dr. Nicole Evans  
Interim, Chief Financial Officer .....Ms. Dana Brown  
Vice President, Research and Federal Relations ..... Dr. Loretta Moore  
Vice President, Institutional Advancement ..... Mr. Anthony Holloman  
Vice President, Division of Information Technology ..... Dr. Deborah Dent  
Vice President, Intercollegiate Athletics..... Mr. Robert Walker  
General Counsel ..... Mr. Matthew Taylor  
Internal Auditor ..... Ms. Ella Holmes  
Chief Diversity EEO Officer.....Mr. Thomas Hudson

**Division of Academic and Student Affairs**

Provost and Senior Vice President, Academic and Student Affairs ..... Dr. Evelyn Leggette  
Vice President, Enrollment Management and Institutional Research ..... Dr. Nicole Evans  
Associate Vice President, Academic Affairs ..... Dr. Thomas Calhoun  
Associate Vice President, Student Affairs ..... Dr. Vivian Fuller  
Associate Provost, Student Affairs .....Vacant  
Special Assistant to the Provost for Community College Relations and JSU Global..... Dr. Priscilla Slade  
Executive Director, Career Services Center ..... Ms. Lashanda Jordan  
Executive Director, JSU Online ..... Ms. Andrea Jones-Davis  
Interim Executive Director, Housing and Residence Life ..... Dr. Vance Siggers  
Director, Institutional Research, Planning, and Assessment ..... Dr. Shemeka McClung  
Director, Undergraduate Admissions..... Mrs. Janieth Adams  
Director, Financial Aid .....Ms. Bettye J. Moncure  
Director, Registrar and Records..... Mr. Alfred Jackson  
Director, Undergraduate Recruitment..... Dr. Juanita Morris  
Director, Latasha Norman Center ..... Ms. Francis White  
Director, JSU Veteran Center ..... Vacant  
Director, Upward Bound ..... Mr. Reginald Castilla  
Director, Health Center ..... Dr. Samuel Jones  
Director, COFO Project ..... Dr. Rico Chapman  
Director, Richard Wright Center..... Dr. Kathi R. Griffin  
Interim Director, JSU Global (Formally International Studies)..... Ms. Shirley Harrison  
Interim, Director, School of Lifelong Learning..... Dr. Carlos Wilson  
Assistant Director, ADA ..... Ms. Monica Jones  
Dean, College of Business..... Dr. Ramin Maysami  
Dean, College of Education and Human Development..... Dr. Daniel Watkins  
Dean, College of Liberal Arts..... Dr. Mario Azevedo  
Dean, College of Public Service..... Dr. Ricardo Brown  
Dean, College of Science, Engineering, and Technology..... Dr. Richard Alo  
Dean, School of Public Health ..... Dr. Dorothy Browne  
Dean, Division of Graduate Studies..... Dr. Dorris Gardner  
Dean, Division of Undergraduate Studies..... Dr. Robert Blaine  
Dean, H. T. Sampson Library.....Dr. Melissa Druckery  
Associate Dean, University College ..... Dr. Marie O'Banner-Jackson  
Associate Dean, W.E.B DuBois Honors College .....Dr. Loria Brown-Gordon  
Manager, Student Publications .....Ms. Shannon Tatum

## **Division of Business and Finance**

Interim Chief Financial Officer ..... Ms. Dana Brown  
Assistant Vice President, Facilities and Construction Mgmt..... Mr. Wayne Goodwin  
Chief, Public Safety..... Mr. Thomas Albright  
Director, Auxiliary Enterprise..... Ms. Alcinia Pugh  
Executive Director, Budget and Financial Analysis..... Ms. Tammiko Harrison  
Executive Director, Human Resources ..... Mrs. Robin Pack  
Director, Purchasing and Travel ..... Vacant

## **Division of Information Technology**

Vice President, Information Technology and Chief Information Officer..... Dr. Deborah Dent  
Director, Academic IT..... Ms. Emily Bishop  
Director, Computing and Communication ..... Dr. Michael Robinson  
Director, Quality Assurance and Special Projects..... Mr. Jerry Danner

## **Division of Institutional Advancement**

Vice President, Institutional Advancement ..... Mr. Anthony Holloman  
Executive Director, Community Engagement..... Dr. Kimberly Hilliard  
Executive Director, University Communications ..... Dr. Karyn Hollingsworth  
Director, Welcome Center ..... Ms. Gwen Caples  
Interim Director, Alumni Constituency Relations..... Ms. Tabatha Terrell Brooks

## **Division of Research and Federal Relations**

Vice President, Research and Federal Relations..... Dr. Loretta Moore  
Associate Vice President, Research and Administration ..... Mrs. Tracy Stapleton  
Associate Vice President, Research and Development ..... Dr. Safiya Omari  
Executive Director, Mississippi Urban Research Center..... Dr. Melvin Davis  
Director, Center for University Scholars ..... Dr. Candis Pizzetta  
Director, Grants and Contracts ..... Dr. Illiad Kelly  
Director, Office of Sponsored Programs..... Ms. Sonja Robinson  
Director, Metro Jackson Community Prevention Coalition..... Ms. Velesha P. Williams  
Director, Research Compliance ..... Dr. Ora Rawls  
Director, Title III Program..... Dr. Frederick White



## THE UNIVERSITY

Jackson State University, founded in 1877, is a historically black, higher research activity university located in Jackson, the capital city of Mississippi. Jackson State's nurturing academic environment challenges individuals to change lives through teaching, research and service.

Officially designated as Mississippi's Urban University, Jackson State continues to enhance the state, the nation, and the world through comprehensive economic development, healthcare, and technological and educational initiatives. The only public university in the Jackson metropolitan area, Jackson State's main campus is located near downtown, now with five instructional sites throughout the city.

Jackson State's downtown instructional site is housed in Jackson's 101 Capitol Centre Building, located on Capitol Street just east of the JSU main campus. This site brings together several components of JSU to form a one-of-a-kind public service center for Mississippi's capital city. Dubbed the "101 Building," JSU downtown houses the Department of Alumni and Constituency Relations/Annual Giving, the Institute of Government, the Department of Public Policy and Administration, the Department of Urban and Regional Planning, the Mississippi Urban Research Center, and the Mississippi Conference of Black Mayors. The downtown location opened in 2015.

Jackson State University has increased its academic offerings for adult learners desiring an education but needing alternate ways of attending the University. In order to further accommodate the fast-growing population of non-traditional students, Jackson State's instructional site in Madison, Mississippi, offers classes at times more accommodating for non-traditional students. The Madison site opened during the summer of 2013. Additionally, Madison fits into the University's enrollment management plan, which is to increase enrollment to 15,000 by 2021. The JSU Madison site is located at 382 Galleria Parkway, First Floor, which is visible and easily accessible from Interstate-55. Jackson State University has seen a large enrollment at its Madison site since its initial opening.

Among the many proud accomplishments of Jackson State University are:

- JSU was awarded a \$2.98 million competitive First In the World grant from the U.S. Department of Education to enhance STEM experiences for students;
- JSU named Apple Distinguished School for 2015 – 2017;
- JSU created the first School of Public Health in the State of Mississippi in Fall 2015;
- JSU School of Journalism and Media Studies launched in Fall 2015;
- Three-year enrollment growth at JSU tops universities statewide, with the College of Science, Engineering and Technology becoming the largest college;
- The College of Science, Engineering and Technology introduced two new programs: Bachelor of Science in Biotechnology and a Master of Science in Computational/Data-Enabled Science and Engineering;
- JSU Cyber-Learning earns prestigious 2015 Campus Technology Innovators Award in the Teaching and Learning category;
- JSU's College of Business received accreditation from the Network of International Business Schools;
- JSU received \$6 million from the United States Army Corps of Engineers to research cyber warfare, cyber defense, high-tech computational research and analysis;
- JSU launched "Passport to the World" to offer students study abroad opportunities;

- JSU dedicated the Circle of Humanity to showcase the university's diversity, at the recommendation of the student body;
- JSU launched a 21<sup>st</sup> century learning center in the Charles F. Moore Building;
- JSU launched Engage, a "hands-on" active learning space;
- JSU opened Tiger Print, an on-campus print shop;
- The College of Science, Engineering and Technology broke ground for a new 24,000 square-foot two-story wing to house classrooms, laboratories and faculty offices;
- JSU Lady Tigers won the first SWAC Bowling Championship;
- JSU undergraduate accounting program ranks #19 in national review of 30 schools;
- The College of Education and Human Development launched its Freshman to Ph.D. Program for aspiring educators;
- Currently, the JSU Development Foundation has raised \$4.7 million;
- JSU received the 2016 Giving Back Award from INSIGHT Into Diversity magazine, the largest oldest diversity and inclusion publication in higher education;
- JSU was awarded over \$976,000 by the Mississippi Department of Education to run the Mathematics Advancement in Teaching through Professional Development Phase II (MAT-PD2) program for the next three years;
- JSU was ranked No. 19 out of the Top 30 affordable undergraduate accounting school programs by Accounting Degree Review;
- JSU has enhanced a partnership with the Jackson Public Schools through dedicating a *Blackburn Learning Garden*, which is really a living partnership;
- JSU hosted another successful Mississippi Region II Science and Engineering Fair;

During the 2015, fall semester, Jackson State University reached a record enrollment of 9,802 students. The University is accredited by the Commission on Colleges of the Southern Association of Colleges and Schools to award 46 bachelor's degrees, 37 master's degrees, 2 specialists-in-education degrees, and 13 doctoral degrees. For more information on Jackson State University, please visit [www.jsu.edu](http://www.jsu.edu).



## VISION STATEMENT

Building on its historic mission of empowering diverse students to become leaders, Jackson State University will become recognized as a challenging, yet nurturing, state-of-the-art technologically-infused intellectual community. Students and faculty will engage in creative research, participate in interdisciplinary and multi-institutional/organizational collaborative learning teams and serve the global community.

## UNIVERSITY MISSION STATEMENT

The University produces technologically-advanced, diverse, ethical, global leaders who think critically, address societal problems and compete effectively.

### Core Values

- **Tradition** - the University believes that its role as a historically black university inspires and exemplifies positive societal change.
- **Accountability** - the University believes in the principled exercise of leadership, excellence in scholarly activities, and the sanctity of the public trust.
- **Learning** – the University believes in an experientially enhanced learning environment where teaching, research, and service are integrated and mutually reinforcing.
- **Nurturing** - the University is committed to creating a community which affirms and welcomes persons from diverse backgrounds and experiences and supports the realization of their human potential.
- **Service** - the University responds to the needs of society to the best of its ability and expect its graduates to do likewise.
- **Responsibility** – the University believes in and accepts its duty to enhance each generation's capacity to improve the human condition.



# HISTORY OF THE UNIVERSITY

---

Jackson State University's distinguished history began in 1877 as the Natchez Seminary, a private church school set up in Natchez, Mississippi, under the auspices of the American Baptist Home Mission Society of New York. Beginning with only 20 students, the seminary educated newly freed African Americans as ministers and teachers.

In 1882, the society moved the school to Jackson, Mississippi, to the location where Millsaps College now stands. The seminary was renamed Jackson College in recognition of its new location in central Mississippi. Three years later, construction began on the site that is now the University's main campus.

After the turn of the 20th century, the institution began to broaden its course of study, and in 1924, the college awarded its first degree. By 1934, the American Baptist Home Mission Society had withdrawn its support for the college, which began efforts toward garnering state support for the institution.

In 1940, the school reorganized its curriculum as a two-year program and changed its name to the Mississippi Negro Training School. The State Institutions of Higher Learning then expanded the curriculum to a four-year teacher education program. The first graduating class under state support received Bachelor of Science degrees in Education in May 1944; two months after, the school was renamed the Jackson College for Negro Teachers.

By 1967, state support had been secured and the school was renamed Jackson State College. Through a legislative act in 1974, the College became Jackson State University (JSU). Five years later, the Institutions of Higher Learning officially designated JSU as a Mississippi's Urban University.

From 1984 to 1991, JSU raised \$11.2 million through a five-year capital campaign. The increased support helped enhance the university's scholarship program, establish a Community Development Corporation to improve blighted areas around campus, organize a staff senate, create the Center for Professional Development and the Center for Technology Transfer, and expand programs through the Division of Continuing Education and the Universities Center.

Heading into the 1990s, Jackson State became more fiscally sound and responsible by reducing its debt and improving fiscal management, increasing campus security, and launching a campus and community improvement project. Jackson State also expanded its academic programs with 15 new graduate and undergraduate programs.

During this period, the university's academic achievements were bolstered by the establishment of the School of Social Work; the formation of the School of Engineering; the opening of the School of Allied Health Sciences; the accreditation of the School of Business; and the expansion of the master's program in Public Policy and Administration to departmental 2 status, which made it the only such department in Mississippi's higher education system. The University's infrastructure also grew with a \$13.5 million expansion and renovation of the H.T. Sampson Library, which doubled its size, the completion of a \$2 million restoration of historic Ayer Hall, and the start of construction on a home for the School of Liberal Arts.

Jackson State made history in 1999 when it landed the Jackson Heart Study, the largest single-site, prospective, epidemiologic investigation of cardiovascular disease among African Americans ever undertaken. The study was initially funded through a \$12.9 million research grant and in 2005 it was extended through 2013 with an additional \$54 million.

Jackson State saw much advancement during the first 10 years of the new millennium, including a plan to combine the university's eight schools into five colleges: Business; Education and Human Development; Liberal Arts; Public Service; and Science, Engineering and Technology. The University also created a five-square-mile urban laboratory surrounding the campus called e-City, which is a technology-based economic, housing and community development initiative. Out of that initiative came the Mississippi Learning Institute, which is a partnership with city and state educational leadership that provides a reading-based, math-oriented system for pre-K through undergraduate education. In 2013, Jackson State University and the Jackson Public School District collaborated to form the first laboratory school in this area, Blackburn Laboratory Middle School. In 2015, the University established the School of Public Health Initiative and the School of Journalism and Media Studies.

Other successes in the new millennium include acquiring a \$20 million facility from Allstate Corporation for only \$3 million, which became home to the Mississippi e-Center @JSU. The facility is now a technological hub for corporate, community and academic advancement. The University also undertook \$200 million in construction, which resulted in a new College of Liberal Arts Building, College of Business Building, Walter Payton Recreation and Wellness Center, Student Center, College of Science, Engineering and Technology Building, and the retail and residential development, One University Place. The construction also brought new residence halls and apartments and the renovation of the Gibbs-Green Pedestrian Walkway. Also known as "the plaza," the decorative brick walkway provides an expanded pedestrian mall that beckons students and visitors from downtown Jackson to campus. Jackson State's connection to downtown continued to be enhanced in 2010 with the establishment of the Civil Rights corridor along John R. Lynch Street. The corridor, which is home to the historic COFO building, educates a new generation of the movement for equality.

Jackson State further expanded by opening a satellite campus location in Madison, Mississippi, and a Downtown Campus at the 101 Capitol Street Building. Additionally, the University has added new housing options for the expanding student population, including Tiger Point, Tiger Plaza and University Pointe. In the summer of 2016, the new 23,000-square-foot, two-story expansion to the College of Engineering Building will open. Today, Jackson State continues its legacy of academic excellence while it secures its future. Since 2013, Jackson State University has been recognized as one of only five Apple Distinguished Schools in the country. Launched in 2012, the university's iPad initiative, one of the largest in the nation, has provided every entering first-time freshman with a device to assist them with their studies. To prepare Jackson State University graduates to become world-class leaders, a cyber-learning ecosystem has been developed and opened, which is comprised of the 3 high-tech driven and 3-D equipped INNOVATE, CREATE and ENGAGE Centers housed in the H.T. Sampson Library.



Jackson State University is designated as a "higher research activity" institution by the Carnegie Foundation and has been named as an Institutional Partner by the Bill & Melinda Gates Foundation. This emphasis on research and scholarship is cemented by data that show JSU continues the tradition of being a top producer of African Americans with bachelor's degrees in education and by ongoing funding from government agencies, including a recent \$2.9 million "First in the World" grant from the U.S. Department of Education. Listed by Forbes Magazine as one of America's Top Colleges for 2015, cited by G.I. Jobs Magazine as a "Military-Friendly University" for the fourth consecutive year and recognized by Diverse Issues in Higher Education Magazine for the number of STEM (science, technology, engineering and math) graduates produced annually – the academic enterprise remains robust at Jackson State.

With a historic enrollment of nearly 10,000 students, Jackson State University serves students from more than 63 foreign countries and nearly all 82 counties of Mississippi, providing them with the academic opportunities to develop the knowledge and skills to succeed as global leaders who contribute to their communities and to the world at large.



# **UNIVERSITY'S HISTORY TIMELINE**

## **ON A MISSION**

**1877:** Founded in Natchez, Miss., as Natchez Seminary, operating under the auspices of the American Baptist Home Mission Society of New York. Twenty newly freed slaves enroll to become ministers and teachers.

**1882:** Relocates to Jackson, Miss., and is renamed Jackson College.

**1885:** Construction begins on the site now home to the university's main campus.

## **EMERGING IDENTITY**

**1924:** First degree awarded.

**1934:** American Baptist Home Mission Society withdraws support, and the move toward state support begins.

**1940:** Renamed Mississippi Negro Training School. The State Institutions of Higher Learning expands curriculum to a four-year teacher education program.

**1944:** Renamed Jackson College for Negro Teachers. First graduating class under state support receives Bachelor of Science degrees in Education.

**1967:** Renamed Jackson State College.

**1974:** Renamed Jackson State University.

**1979:** Designated Mississippi's Urban University by the State Institutions of Higher Learning.

## **EXPANSION**

**1990s:** Schools of Social Work, Engineering, Allied Health Sciences introduced; School of Business accredited; Public Policy and Administration master's program elevated to departmental status, making it the only such department in Mississippi. Infrastructure growth includes the \$13.5 million renovation of the H.T. Sampson Library, a \$2 million restoration of historic Ayer Hall and construction to house the School of Liberal Arts.

**1999:** Landmark Jackson Heart Study, largest investigation of cardiovascular disease among African-Americans, begins. Initially funded through a \$12.9 million research grant, it received an additional \$54 million in 2005.

## **THE NEW MILLENNIUM**

- The University's eight schools are organized into five colleges: Business; Education and Human Development; Liberal Arts; Public Service; and Science, Engineering and Technology.
  - e-City, an economic, housing and community development initiative, created.
  - The Mississippi Learning Institute, a city-state partnership with an emphasis on math and reading, created.
  - Mississippi e-Center @ JSU, a technological hub for corporate, community and academic advancement, established; housed in a \$20 million facility acquired from Allstate Corporation for only \$3 million.
  - \$200 million in construction: College of Liberal Arts, College of Business, Walter Payton Recreation and Wellness Center, Student Center, School of Engineering; new residence halls and apartments and the renovation of the Gibbs-Green Pedestrian Walkway (connecting the campus and downtown Jackson).
- 2010:** Civil Rights corridor established along John R. Lynch Street featuring the historic Council of Federal Organizations (COFO) Education Center and the opening of the retail and residential development One University Place.

**2012:** Launch of iPad initiative equipping freshmen with iPads to aid in learning.  
**2013:** Madison satellite campus opens.  
**2014:** Named Apple Distinguished School  
**2015:** JSU establishes the first School of Public Health in Mississippi  
**2015:** JSU 101 Building opens in downtown Jackson  
**2015:** School of Journalism and Media Studies opens

## JACKSON STATE UNIVERSITY PRESIDENTS

### JSU PRESIDENTS

**1877-1894:** Dr. Charles Ayer  
**1894-1911:** Dr. Luther G. Barrett  
**1911-1927:** Dr. Zachary T. Hubert  
**1927-1940:** Dr. B. Baldwin Dansby  
**1940-1967:** Dr. Jacob L. Reddix  
**1967-1984:** Dr. John A. Peoples, Jr.  
**1984-1991:** Dr. James A. Hefner  
**1991-1992:** Dr. Herman B. Smith, Jr. (interim)  
**1992-1999:** Dr. James E. Lyons, Sr.  
**1999-2000:** Dr. Bettye Ward Fletcher (interim)  
**2000-2010:** Dr. Ronald Mason, Jr.  
**2010:** Dr. Leslie Burl McLemore (interim)  
**2011-present:** Dr. Carolyn W. Meyers





# PRESIDENT'S CABINET

Dr. Evelyn Leggette  
**Provost and Senior Vice President, Academic and  
Student Affairs**

Dr. Deborah Dent  
**Vice President, Information  
Technology and Chief Information Officer**

Dr. Nicole Evans  
**Vice President, Enrollment Management  
and Institutional Research**

Dr. Loretta Moore  
**Vice President, Research  
and Federal Relations**

Mr. Robert Walker  
**Interim Director of Intercollegiate Athletics**

Mr. Anthony Holloman  
**Interim Vice President, Institutional Advancement**

Dr. William McHenry  
**Executive Director, Mississippi e-Center**

Ms. Dana Brown  
**Interim Chief Financial Officer, Business and  
Finance**

Mr. Matthew Taylor  
**General Counsel**

# ACCREDITATIONS

---

Jackson State University is accredited by the Commission on Colleges of the Southern Association of Colleges and Schools (1866 Southern Lane, Decatur, Georgia 30033-4097; Telephone number 404-679-4501) to award the Bachelor's, Master's, Education Specialist, Doctor of Education, and Doctor of Philosophy degrees.

Accreditation Board for Engineering and Technology ABET

American Chemical Society

American Psychological Association

Association of Technology Management and Applied Engineering

Association to Advance Collegiate Schools of Business

Council on Academic Accreditation in Audiology and Speech Language Pathology (CAA)

Council on Education for Public Health

Council on Rehabilitation Education

Council on Social Work Education

Council for Accreditation of Counseling and Related Educational Programs

National Association of Schools of Art and Design

National Association of Schools of Music

National Association of Schools of Public Affairs and Administration

National Council for the Accreditation of Teacher Education (NCATE)/

Planning Accreditation Board (PAB)

The Accrediting Council on Education in Journalism and Mass Communication



# MEMBERSHIPS

---

American Association of Colleges for Teacher Education  
American Association of Collegiate Registrars and Admissions Officers  
American Association of Collegiate Schools of Business  
American College Health Association  
American Planning Association  
American Council on Education  
American Schools of Construction  
American Society for Engineering Education  
Association of American Colleges  
Association of Baccalaureate Social Worker Program Directors, Inc  
Association of College Unions International  
Association of Collegiate Schools of Planning  
Association of Departments of English  
Association of Departments of Foreign Language  
Association of State Colleges and Universities  
Campus Compact  
Cooperative Education Association  
Council of Academic Programs in Communication Sciences and Disorders  
Council of Colleges of Arts and Sciences  
Council of Graduate Schools  
Council of Southern Graduate Schools  
Council of Historically Black Graduate Schools  
Group for the Advancement of Doctoral Education  
Institute of International Education  
Mississippi Academy of Sciences  
Mississippi Association of College Student Affairs Professionals  
Mississippi Association of Colleges  
Mississippi Association of Colleges and Employers  
Mississippi Association of Colleges for Teacher Education  
Mississippi Association of Collegiate Registrars and Admissions Officers  
Mississippi Council of Colleges of Arts and Sciences  
Mississippi Counseling Association  
National Association of College Deans, Registrars and Admissions Officers  
National Association of Colleges and Employers  
National Association of Deans and Directors of Schools of Social Work  
National Association of Student Affairs Professionals  
National Association of Veterans Programs Administrators  
National Center for Public Service Internship Program  
National Collegiate Honors Council  
National Commission on Accrediting  
National Council for Small Business Management Development  
National Student Exchange  
Southeastern Association of Colleges and Employers  
Southern Business Administration Association  
Southern College Health Association

# NEW STUDENTS

---

**JACKSON STATE UNIVERSITY  
MAJOR FEEDER HIGH SCHOOLS FOR ACT-TESTED  
FIRST-TIME FRESHMEN  
FALL 2015**

HIGH SCHOOL	LOCATION	ENROLLED	
		NUMBER	AVG. ACT
Murrah High School	Jackson, MS	51	20.47
Jim Hill Senior High School	Jackson, MS	38	18.92
Robert M. Callaway High School	Jackson, MS	33	17.51
Provine High School	Jackson, MS	26	18.53
Terry High School	Terry, MS	24	20.29
Forest Hill High School	Jackson, MS	23	19.08
Canton High School	Canton, MS	19	18.26
Lanier High School	Jackson, MS	19	19.10
Wingfield High School	Jackson, MS	18	17.61
Greenwood Senior High School	Greenwood, MS	17	19.93
Clinton High School	Clinton, MS	16	20.75
Natchez High School	Natchez, MS	15	18.60
Vicksburg High School	Vicksburg, MS	13	18.00
Yazoo City High School	Yazoo City, MS	12	17.16
Humphreys County High School	Belzoni, MS	11	19.36
Greenville High School	Greenville, MS	10	17.06
Ridgeland High School	Ridgeland, MS	10	19.00
Clarksdale High School	Clarksdale, MS	7	20.42
Harrison Central High School	Gulfport, MS	7	20.57
Laurel High School	Laurel, MS	7	17.85
Meridian High School	Meridian, MS	7	20.85
West Tallahatchie High School	Tallahatchie, MS	7	17.42
Wilkinson County High School	Woodville, MS	7	19.71
Leflore County High	Itta Bena, MS	6	17.33
Magee High School	Magee, MS	6	17.66
Raymond High School	Raymond, MS	6	21.00

**JACKSON STATE UNIVERSITY  
ACT-DATA  
FIRST-TIME ENTERING FRESHMEN  
FALL 2015**

Reference Score Values	2015 ACT Scores				
	English	Math	Reading	Science Reasoning	Composite
Twenty-fifth percentile	16.0	16.0	17.0	18.0	17.0
Median	19.0	17.0	20.0	20.0	18.0
Seventy-fifth percentile	22.0	20.0	22.0	22.0	21.0
Overall mean	19.2	18.5	20.1	20.0	19.3
Standard deviation	4.56	3.35	4.37	3.3	3.33
Average ACT Scores by High School Rank	Top Quarter	Second Quarter	Third Quarter	Bottom Quarter	
English	25.5	20.2	17.1	14.2	
Mathematics	23.5	18.6	16.7	15.3	
Reading	26.1	20.7	18.3	15.2	
Science Reasoning	24.2	20.8	18.9	16.0	
Composite	24.0	19.6	17.6	15.8	

COLLEGE FRESHMEN TRENDS	2011	2012	2013	2014	2015
Average ACT Score					
English	18.2	18.2	20.1	19.28	19.0
Mathematics	17.6	17.6	18.8	18.55	19.0
Reading	18.5	18.5	19.9	20.12	20.0
Science Reasoning	18.4	18.4	19.2	19.64	20.0
Composite	18.3	18.3	19.6	19.39	19.3
Average High School GPA	2.94	2.86	2.93	2.90	3.03

**JACKSON STATE UNIVERSITY  
DISTRIBUTION OF ENHANCED ACT SCORES  
FIRST-TIME FRESHMEN  
FALL 2015**

<b>SCORES</b>	<b>English</b>	<b>Mathematics</b>	<b>Reading</b>	<b>Science Reasoning</b>	<b>Composite</b>
36	-	-	1	-	-
35	4	-	1	-	-
34	3	-	3	1	-
33	4	-	4	-	1
32	4	-	10	1	-
31	8	3	10	-	-
30	12	1	15	3	4
29	16	2	14	4	8
28	17	8	24	8	8
27	21	11	31	11	25
26	28	31	26	30	31
25	32	28	36	53	47
24	53	42	51	53	30
23	50	47	60	80	51
22	52	54	58	93	89
21	87	49	103	129	75
20	115	64	134	161	102
19	77	102	121	157	129
18	95	116	112	130	204
17	101	222	103	85	175
16	116	231	89	70	175
15	125	116	79	36	55
14	71	21	29	20	15
13	29	7	10	21	8
12	20	1	1	5	1
11	14	-	-	3	1
10	4	-	-	2	-
9	-	-	-	-	-
8	-	-	-	-	-
7	-	-	-	-	-
6	-	-	-	-	1
5	-	-	-	-	-
4	-	-	-	-	-

*Average ACT Score is 19.3.*

**JACKSON STATE UNIVERSITY  
AMERICAN COLLEGE TEST SCORES  
FIRST-TIME ENTERING FRESHMEN  
5-YEAR TREND**

<b>SCORES</b>	<b>2011</b>	<b>2012</b>	<b>2013</b>	<b>2014</b>	<b>2015</b>
36	-	-	-	1	-
35	-	-	1	-	-
34	-	-	-	-	-
33	-	-	-	1	1
32	1	1	-	2	-
31	2	-	-	1	-
30	1	2	2	-	4
29	4	2	1	5	8
28	4	5	3	10	8
27	11	10	15	14	25
26	15	13	20	23	31
25	22	23	26	40	47
24	19	18	28	32	30
23	34	27	45	39	51
22	55	65	74	86	89
21	63	56	90	64	75
20	91	76	93	113	102
19	104	103	126	105	129
18	142	139	154	174	204
17	170	143	176	186	175
16	160	114	159	177	175
15	57	26	46	51	55
14	24	22	26	30	15
13	13	12	8	12	8
12	4	1	2	5	1
11	1	2	0	-	1
10	-	-	-	-	-
9	-	-	-	-	-
8	-	-	-	-	-
7	-	-	-	-	-
6	-	-	-	-	1
5	-	-	-	-	-
4	-	-	-	-	-
<b>Composite</b>	<b>18.6</b>	<b>18.9</b>	<b>19.0</b>	<b>19.0</b>	<b>19.3</b>



An aerial, dark blue-tinted photograph of a city skyline. In the center, a large stadium with a distinctive checkered facade is visible. To its right, a tall, slender tower rises into the sky. The foreground shows a mix of urban buildings, parking lots, and green spaces with trees. The overall scene is a dense urban environment.

# ENROLLMENT

---

**JACKSON STATE UNIVERSITY**  
**ENROLLMENT BY STATUS**  
**Fall 2015**

DEPARTMENT/SCHOOL/COLLEGE	FULL-TIME	PART-TIME	Total
Accounting	270	55	325
Business Administration	343	80	423
Economics	15	1	16
Entrepreneurship & Professional Development	75	11	86
Finance	47	8	55
Management	132	15	147
Marketing	83	4	87
<b>TOTAL, COLLEGE OF BUSINESS</b>	<b>965</b>	<b>174</b>	<b>1139</b>
Educational Leadership	69	194	263
Counseling, Rehabilitation and Psychometric Services	54	67	121
Higher Education	42	39	81
<b>TOTAL, School of Administrative Leadership</b>	<b>165</b>	<b>300</b>	<b>465</b>
Child Care and Family Education	796	341	1137
Health, Physical Education & Recreation	292	95	387
Reading	8	11	19
Social Science Education	15	3	18
Special Education	20	11	31
<b>TOTAL, School of Instructional Leadership</b>	<b>1131</b>	<b>461</b>	<b>1592</b>
Professional Interdisciplinary Studies	247	140	387
<b>TOTAL, School of Lifelong Learning</b>	<b>247</b>	<b>140</b>	<b>387</b>
<b>TOTAL, COLLEGE OF EDUCATION &amp; HUMAN DEVELOPMENT</b>	<b>1543</b>	<b>901</b>	<b>2444</b>
English	107	30	137
Speech	49	0	49
Mass Communications	228	39	267
<b>TOTAL, School of Communications</b>	<b>384</b>	<b>69</b>	<b>453</b>
Art	133	6	139
Music Education	46	8	54
Performance	121	5	126
<b>TOTAL, School of Fine and Performing Arts</b>	<b>300</b>	<b>19</b>	<b>319</b>
Criminal Justice & Sociology	438	90	528
History and Philosophy	63	31	94
Political Science	85	9	94
Psychology	308	33	341
<b>TOTAL, School of Social and Behavioral Sciences</b>	<b>894</b>	<b>163</b>	<b>1057</b>
<b>TOTAL, COLLEGE OF LIBERAL ARTS</b>	<b>1578</b>	<b>251</b>	<b>1829</b>
Social Work	554	130	684
<b>TOTAL, School of Social Work</b>	<b>554</b>	<b>130</b>	<b>684</b>
Public Administration	55	115	170
Urban & Regional Planning	20	51	71
Urban Studies	11	3	14
<b>TOTAL</b>	<b>86</b>	<b>169</b>	<b>255</b>
<b>TOTAL, COLLEGE OF PUBLIC SERVICE</b>	<b>640</b>	<b>299</b>	<b>939</b>
Biomedical Engineering	7	0	7
Civil Engineering	188	19	207
Computer Engineering	241	14	255
Computer Science	171	26	197
Electrical Engineering	82	4	86
Engineering	33	23	56
<b>TOTAL, School of Engineering</b>	<b>722</b>	<b>86</b>	<b>808</b>
Biology	927	85	1012
Chemistry	169	48	217
Physics, Atmospheric Sciences and Geo-science	67	28	95
Hazardous Materials	11	27	38
Mathematics and Statistical Sciences	84	19	103
Technology Education	136	94	230
<b>TOTAL, School of Science &amp; Technology</b>	<b>1394</b>	<b>301</b>	<b>1695</b>
<b>TOTAL, COLLEGE OF SCIENCE, ENGINEERING &amp; TECHNOLOGY</b>	<b>2116</b>	<b>387</b>	<b>2503</b>
Communicative Disorders	121	10	131
Health Care Administration	376	31	407
Public Health	93	123	216
<b>TOTAL, School of Public Health</b>	<b>590</b>	<b>164</b>	<b>754</b>
<b>UNDECIDED MAJORS</b>	<b>116</b>	<b>78</b>	<b>194</b>
<b>TOTAL, UNIVERSITY</b>	<b>7548</b>	<b>2254</b>	<b>9802</b>

\*School of Journalism and Media Studies was established November, 2015, therefore the data will be updated in Fall, 2016

**JACKSON STATE UNIVERSITY  
ENROLLMENT OVERVIEW  
2-YEAR COMPARISON**

	Fall 2014		Fall 2015	
<b>UNIVERSITY TOTALS</b>	<b>9508</b>	<b>100%</b>	<b>9802</b>	<b>100%</b>
Full-Time	6819	71.72%	7548	77.0%
Part-Time	2689	28.28%	2254	23.0%
F.T.E.	7814		8398	
Total Undergraduate	7199	75.72%	7475	76.26%
Total Graduate	2309	24.28%	2327	23.74%
Freshman	1935	20.35%	2068	21.10%
Sophomore	1320	13.88%	1416	14.44%
Junior	1641	17.26%	1623	16.56%
Senior	2303	24.23%	2368	24.16%
Masters	1478	15.54%	1495	15.25%
Specialist	101	1.06%	103	1.05%
Doctorate	697	7.33%	708	7.22%
Post Baccalaureate (SPG)	33	0.35%	21	0.21%
In-State	7790	81.93%	7781	79.38%
Out-of-State	1449	15.24%	1732	17.67%
International	269	2.83%	289	2.95%
Men	3363	35.37%	3413	34.82%
Women	6145	64.63%	6389	65.18%
Black	8566	90.09%	8860	90.39%
White	623	6.55%	633	6.46%
Hispanic	55	0.58%	61	0.62%
Asian	116	1.22%	103	1.05%
American Indian	41	0.44%	32	0.33%
Native Hawaiian	1	0.01%	1	0.01%
Not Identified	1	0.01%	-	-
Multi-Racial	105	1.10%	112	1.14%
Business	1058	11.1%	1139	11.62%
Education & Human Development	2519	26.5%	2444	24.93%
Liberal Arts	1733	18.2%	1829	18.66%
Public Service	1540	16.2%	939	9.58%
Science, Engineering, & Technology	2308	24.3%	2503	25.54%
Public Health	-	-	754	7.69%
Undeclared Major	350	3.7%	194	1.98%

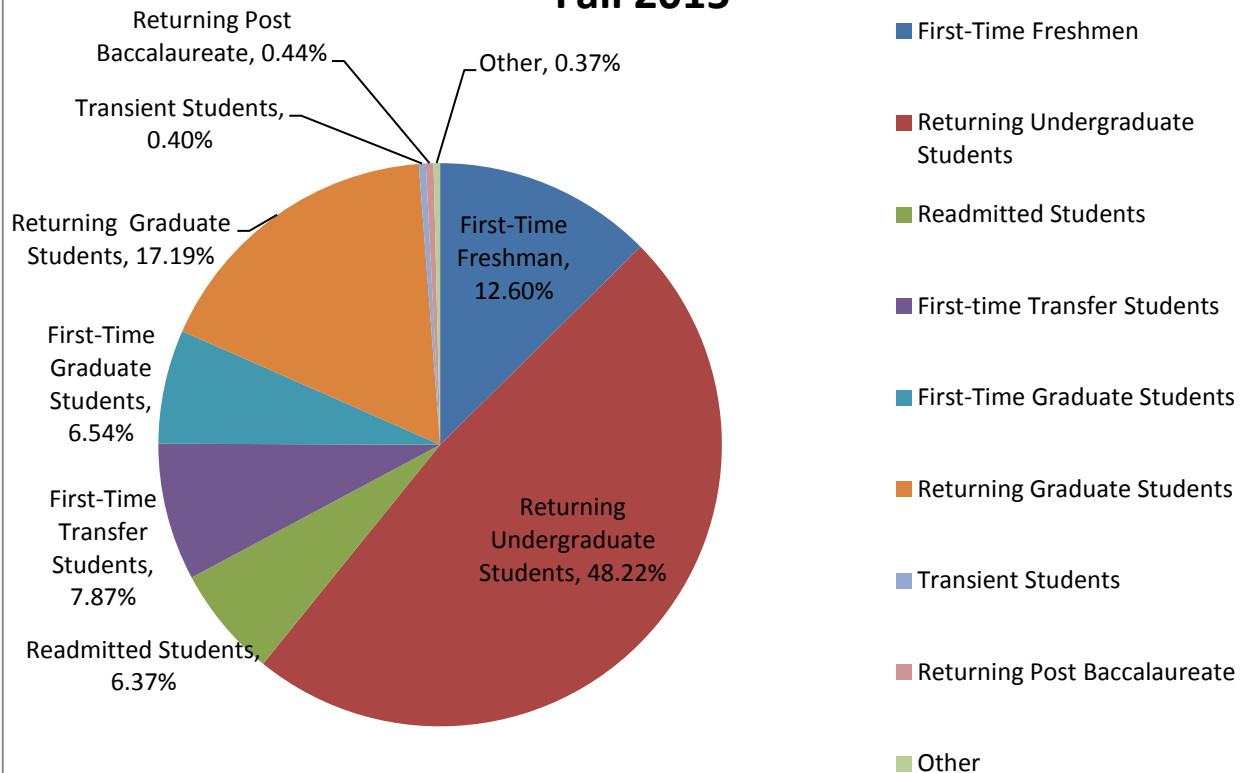
**JACKSON STATE UNIVERSITY  
ENROLLMENT PROFILE  
5-YEAR TREND**

	<b>Fall 2011</b>	<b>Fall 2012</b>	<b>Fall 2013</b>	<b>Fall 2014</b>	<b>Fall 2015</b>
<b>UNIVERSITY TOTALS</b>	<b>8903</b>	<b>8819</b>	<b>9134</b>	<b>9508</b>	<b>9802</b>
Full-Time	6659	6303	6665	6819	7548
Part-Time	2244	2516	2469	2689	2254
F.T.E.	7372	7131	7544	7815	8398
Total Undergraduate	6844	6675	6902	7199	7475
Total Graduate	2059	2144	2232	2309	2327
Freshman	1687	1538	1742	1935	2068
Sophomore	1286	1223	1240	1320	1416
Junior	1542	1556	1493	1641	1623
Senior	2329	2358	2427	2303	2368
Masters	1383	1412	1480	1478	1495
Specialist	125	130	107	101	103
Doctorate	483	538	602	697	708
Post Baccalaureate (SPG)	68	64	43	33	21
In-State	7543	7465	7658	7790	7781
Out-of-State	1194	1174	1258	1449	1732
International	166	177	218	269	289
Unknown	-	3	-	-	-
Men	3162	3120	3204	3363	3413
Women	5741	5699	5930	6145	6389
Black	8117	7970	8239	8566	8860
White	575	606	588	623	633
Hispanic	50	48	60	55	61
Asian	60	82	99	117	103
American Indian	16	29	36	41	32
Native Hawaiian	-	1	1	1	1
Multi-Racial	85	83	111	105	112
Business	1098	1026	1060	1058	1139
Education & Human Development	2014	2065	2467	2519	2444
Liberal Arts	1798	1708	1772	1733	1829
Lifelong Learning	363	350	-	-	-
Public Service	1218	1260	1366	1540	939
Public Health	-	-	-	-	754
Science, Engineering, & Technology	1975	2005	2108	2308	2503
Undeclared Major	437	405	361	350	194

**JACKSON STATE UNIVERSITY**  
**ENROLLMENT BY REGISTRATION TYPE**  
**5-YEAR TREND**

	Fall 2011	Fall 2012	Fall 2013	Fall 2014	Fall 2015
First-Time Freshmen	1002	873	1103	1196	1235
Returning Undergraduate Students	4697	4612	4529	4522	4727
Readmitted Students	388	477	530	639	624
First-Time Transfer Students	690	642	678	790	772
First-Time Graduate Students	483	568	628	645	641
Returning Graduate Students	1569	1570	1602	1660	1685
Transient Students	62	74	37	38	39
Non-Formula Students	5	-	3	3	-
Other	6	2	24	14	36
High School Students	1	1	-	-	-
Returning Post Baccalaureate	-	-	-	1	43
<b>TOTAL</b>	<b>8903</b>	<b>8819</b>	<b>9134</b>	<b>9508</b>	<b>9802</b>

**Enrollment by Registration Type**  
**Fall 2015**





# COLLEGES

---

**JACKSON STATE UNIVERSITY  
COLLEGE OF BUSINESS  
5-YEAR TREND**

	Fall 2011	Fall 2012	Fall 2013	Fall 2014	Fall 2015
<b>COLLEGE TOTAL</b>	<b>1098</b>	<b>1026</b>	<b>1060</b>	<b>1058</b>	<b>1139</b>
Full-time	900	824	877	876	965
Part-time	198	202	183	182	174
Total Undergraduate	996	898	946	938	1046
Total Graduate	102	128	114	120	93
Freshman	224	183	213	239	292
Sophomore	176	177	191	164	205
Junior	225	207	215	224	216
Senior	371	331	327	311	331
Masters	84	96	86	91	68
Specialist	-	-	-	-	-
Doctorate	18	32	28	29	25
Returning Post Baccalaureate	-	-	-	-	2
Men	520	476	480	500	542
Women	578	550	580	558	597
Black	999	918	949	947	1018
White	66	82	79	77	78
Hispanic	8	8	10	8	11
Asian	9	9	11	15	12
American Indian	2	2	2	2	4
Native Hawaiian	-	-	-	-	-
Multi-racial	14	7	9	9	16
<b>FULL-TIME FACULTY</b>					
Professor	9	9	8	3	9
Associate Professor	10	10	10	9	11
Assistant Professor	13	13	13	16	11
Instructor	5	5	5	7	6
Lecturer	-	-	-	1	-
Other Academic Rank	-	-	-	-	-
Total Faculty	37	37	36	36	37
<b>STUDENT CREDIT HOURS</b>					
Intermediate	-	33	-	-	-
Lower	2,287	2,181	2214	2247	3215
Upper	5,691	4,815	5214	5253	4758
Graduate	771	1,102	717	669	489
Doctoral	-	-	186	116	137
Total	<b>8749</b>	<b>8131</b>	<b>8331</b>	<b>8285</b>	<b>8599</b>

The Doctoral hours are added to Graduate hours for years 2011 and 2012.\*\*

**JACKSON STATE UNIVERSITY**  
**COLLEGE OF EDUCATION & HUMAN DEVELOPMENT**  
**5-YEAR TREND**

	Fall 2011	Fall 2012	Fall 2013	Fall 2014	Fall 2015
<b>COLLEGE TOTAL</b>	<b>2014</b>	<b>2065</b>	<b>2467</b>	<b>2519</b>	<b>2444</b>
Full-time	1,129	1,044	1307	1303	1543
Part-time	885	1,021	1160	1216	901
Total Undergraduate	1,174	1,226	1603	1643	1554
Total Graduate	840	839	864	876	890
Freshman	172	125	172	209	222
Sophomore	177	176	155	241	240
Junior	312	361	311	415	397
Senior	513	564	579	778	695
Masters	552	535	543	525	522
Specialist	125	130	107	101	103
Doctorate	163	174	214	250	265
Men	529	493	602	614	585
Women	1,485	1,572	1865	1905	1859
Black	1,863	1,930	2294	2320	2269
White	96	97	108	132	122
Hispanic	46	4	14	10	11
Asian	6	10	12	18	14
American Indian	-	16	25	20	10
Native Hawaiian	-	1	1	1	1
Multi-racial	3	7	13	18	17
<b>FULL-TIME FACULTY</b>					
Professor	15	17	16	13	15
Associate Professor	18	17	17	20	18
Assistant Professor	18	18	17	14	21
Instructor	9	11	10	9	8
Lecturer	-	1	1	5	1
Other Academic Rank	-	-	-	-	-
Total Faculty	60	64	61	61	63
<b>STUDENT CREDIT HOURS</b>					
Intermediate	969	684	-	-	-
Developmental	-	-	-	-	-
Lower	7,143	6,576	5082	6314	6058
Upper	6,470	5,955	5529	4965	5138
Graduate	5,033	5,203	4012	3953	4046
Doctoral	-	-	1395	1574	1424
<b>Total</b>	<b>19615</b>	<b>18418</b>	<b>16018</b>	<b>16806</b>	<b>16666</b>

The Doctoral hours are added to Graduate hours for years 2011 and 2012. \*\*

The School of Lifelong Learning is included in 2014 and 2015. \*\*



**JACKSON STATE UNIVERSITY  
COLLEGE OF LIBERAL ARTS  
5-YEAR TREND**

	Fall 2011	Fall 2012	Fall 2013	Fall 2014	Fall 2015
<b>COLLEGE TOTAL</b>	<b>1798</b>	<b>1708</b>	<b>1772</b>	<b>1733</b>	<b>1829</b>
Full-time	1,515	1,423	1502	1444	1578
Part-time	283	285	270	289	251
<b>Total Undergraduate</b>	<b>1,566</b>	<b>1,486</b>	<b>1533</b>	<b>1520</b>	<b>1621</b>
<b>Total Graduate</b>	<b>232</b>	<b>222</b>	<b>239</b>	<b>213</b>	<b>208</b>
Freshman	406	350	392	418	500
Sophomore	315	308	320	299	316
Junior	358	339	334	360	338
Senior	487	489	487	443	467
Masters	192	181	201	171	170
Specialist	-	-	-	-	-
Doctorate	40	41	38	42	38
Men	756	719	734	727	774
Women	1,042	989	1038	1006	1055
Black	1,660	1,577	1643	1598	1686
White	93	87	76	72	81
Hispanic	8	5	12	12	10
Asian	10	10	9	7	9
American Indian	4	2	3	9	7
Native Hawaiian	-	-	-	-	-
Multi-racial	23	27	29	35	36
<b>FULL-TIME FACULTY</b>					
Professor	13	12	12	7	9
Associate Professor	24	25	25	23	30
Assistant Professor	41	46	46	40	35
Instructor	36	38	38	34	37
Lecturer	1	2	2	9	-
Other Academic Rank	-	-	-	-	-
<b>Total Faculty</b>	<b>115</b>	<b>123</b>	<b>123</b>	<b>113</b>	<b>111</b>
<b>STUDENT CREDIT HOURS</b>					
Developmental	-	497	108	-	-
Lower	22,660	19,703	22704	23116	22569
Upper	7,738	7,302	8198	7471	7842
Graduate	1364	1,523	1257	1051	889
Doctoral	-	-	328	344	315
<b>Total</b>	<b>31849</b>	<b>29025</b>	<b>32596</b>	<b>31982</b>	<b>31615</b>

The Doctoral hours are added to Graduate hours for years 2011-12. \*\*

**JACKSON STATE UNIVERSITY  
COLLEGE OF LIFELONG LEARNING**

	Fall 2011	Fall 2012
<b>COLLEGE TOTAL</b>	<b>363</b>	<b>350</b>
Full-time	227	219
Part-time	136	131
Total Undergraduate	363	350
Total Graduate	-	-
Freshman	24	14
Sophomore	40	38
Junior	79	81
Senior	220	217
Masters	-	-
Specialist	-	-
Doctorate	-	-
Men	106	102
Women	257	248
Black	340	328
White	15	14
Hispanic	4	2
Asian	-	-
American Indian	2	3
Native Hawaiian	-	-
Multi-racial	2	3
FULL-TIME FACULTY		
Professor	-	-
Associate Professor	-	-
Assistant Professor	3	3
Instructor	1	1
Lecturer	-	-
Other Academic Rank	-	-
Total Faculty	4	4
STUDENT CREDIT HOURS		
Intermediate	222	183
Lower	2018	1434
Upper	1149	1239
Graduate	-	-
Doctoral	-	-
<b>Total</b>	<b>3389</b>	<b>2856</b>

The College of Lifelong Learning became the School of Lifelong Learning in Fall 2013\*\*  
The School of Lifelong Learning is calculated in the College of Education in 2013-2015\*\*

**JACKSON STATE UNIVERSITY  
COLLEGE OF PUBLIC SERVICE  
5-YEAR TREND**

	Fall 2011	Fall 2012	Fall 2013	Fall 2014	Fall 2015
<b>COLLEGE TOTAL</b>	<b>1,218</b>	<b>1,260</b>	<b>1366</b>	<b>1540</b>	<b>939</b>
Full-time	918	863	958	1039	640
Part-time	300	397	408	501	299
Total Undergraduate	674	672	719	825	442
Total Graduate	544	588	647	715	497
Freshman	121	101	124	148	72
Sophomore	128	116	115	147	60
Junior	168	180	195	237	124
Senior	257	275	285	293	186
Masters	353	370	400	429	316
Specialist	-	-	-	-	-
Doctorate	191	218	247	286	181
Men	194	213	222	246	156
Women	1,024	1,047	1144	1294	783
Black	1,091	1,127	1204	1365	861
White Hispanic	109	104	123	135	62
Asian American	4	4	6	6	2
Indian	8	15	20	21	5
Native Hawaiian	1	1	1	2	2
Multi-racial	-	-	0	-	-
	5	5	12	11	7
<b>FULL-TIME FACULTY</b>					
Professor	10	9	9	12	6
Associate Professor	16	15	15	12	11
Assistant Professor	20	20	20	21	10
Instructor	2	2	2	3	7
Lecturer	-	1	1	6	-
Other Academic Rank	-	-	-	-	-
Total Faculty	48	47	47	54	34
<b>STUDENT CREDIT HOURS</b>					
Intermediate	-	-	-	-	-
Lower	1,269	1,109	996	1479	1269
Upper	2,622	3,122	3739	3732	1989
Graduate	4,321	4,206	3562	3559	2899
Doctoral	-	-	1199	1206	761
Total	<b>8212</b>	<b>8437</b>	<b>9496</b>	<b>9976</b>	<b>6918</b>

For Fall 2015, The calculations in this table show a decrease amount due to the establishment of the School of Public Health Initiative (see page 37) The Doctoral hours are added to Graduate hours for years 2011 and 2012.\*\*

**JACKSON STATE UNIVERSITY**  
**COLLEGE OF SCIENCE, ENGINEERING AND TECHNOLOGY**  
**5-YEAR TREND**

	Fall 2011	Fall 2012	Fall 2013	Fall 2014	Fall 2015
<b>COLLEGE TOTAL</b>	<b>1,975</b>	<b>2,005</b>	<b>2108</b>	<b>2308</b>	<b>2503</b>
Full-time	1,677	1,678	1768	1906	2116
Part-time	295	327	340	402	387
Total Undergraduate	1,703	1,703	1783	1968	2142
Total Graduate	272	302	325	340	361
Freshman	503	546	618	713	776
Sophomore	395	357	383	421	458
Junior	360	354	310	375	418
Senior	445	446	472	459	490
Masters	201	229	250	262	273
Specialist	-	-	-	-	-
Doctorate	71	73	75	78	88
SPG	-	-	-	-	-
Men	907	927	991	1100	1178
Women	1,068	1,078	1117	1208	1325
Black	1,773	1,781	1843	2038	2209
White	131	152	158	168	189
Hispanic	15	14	16	17	23
Asian	20	29	43	49	48
American Indian	6	5	4	8	8
Native Hawaiian	-	-	-	-	-
Multi-racial	30	24	44	28	26
<b>FULL-TIME FACULTY</b>					
Professor	34	35	36	36	39
Associate Professor	39	38	37	28	36
Assistant Professor	29	28	29	49	26
Instructor	12	13	13	5	6
Lecturer	1	-	5	5	-
Other Academic Rank	-	-	-	-	-
Total Faculty	115	114	115	110	107
<b>STUDENT CREDIT HOURS</b>					
Intermediate	936	723	-	-	-
Lower	14,439	13,835	14288	14725	16752
Upper	4,144	4,785	4755	4608	4752
Graduate	2,010	2,098	1615	1887	1738
Doctoral	-	-	719	724	403
Total	<b>21530</b>	<b>21441</b>	<b>21377</b>	<b>21944</b>	<b>23645</b>

The Doctoral hours are added to Graduate hours for years 2011 and 2012. \*\*

**JACKSON STATE UNIVERSITY  
SCHOOL OF PUBLIC HEALTH  
5-YEAR TREND**

	Fall 2011	Fall 2012	Fall 2013	Fall 2014	Fall 2015
<b>COLLEGE TOTAL</b>	-	-	-	-	<b>754</b>
Full-time	-	-	-	-	590
Part-time	-	-	-	-	164
Total Undergraduate	-	-	-	-	497
Total Graduate	-	-	-	-	257
Freshman	-	-	-	-	98
Sophomore	-	-	-	-	104
Junior	-	-	-	-	116
Senior	-	-	-	-	179
Masters	-	-	-	-	146
Specialist	-	-	-	-	-
Doctorate	-	-	-	-	111
Men	-	-	-	-	91
Women	-	-	-	-	663
Black	-	-	-	-	659
White	-	-	-	-	72
Hispanic	-	-	-	-	3
Asian	-	-	-	-	10
American Indian	-	-	-	-	1
Native Hawaiian	-	-	-	-	-
Multi-racial	-	-	-	-	9
<b>FULL-TIME FACULTY</b>					
Professor	-	-	-	-	8
Associate Professor	-	-	-	-	4
Assistant Professor	-	-	-	-	7
Instructor	-	-	-	-	1
Lecturer	-	-	-	-	-
Other Academic Rank	-	-	-	-	1
Total Faculty	-	-	-	-	21
<b>STUDENT CREDIT HOURS</b>					
Intermediate	-	-	-	-	-
Lower	-	-	-	-	153
Upper	-	-	-	-	2455
Graduate	-	-	-	-	1152
Doctoral	-	-	-	-	359
Total	-	-	-	-	<b>4119</b>

School of Public Health Initiative was established at the beginning of Fall 2015.

**JACKSON STATE UNIVERSITY  
UNDECLARED MAJORS  
5-YEAR TREND**

	Fall 2011	Fall 2012	Fall 2013	Fall 2014	Fall 2015
<b>COLLEGE TOTAL</b>	<b>437</b>	<b>405</b>	<b>361</b>	<b>350</b>	<b>194</b>
Full-time	293	252	253	251	116
Part-time	144	153	108	99	78
Total Undergraduate	368	340	318	305	173
Total Graduate	69	65	43	45	21
Freshman	237	219	204	208	108
Sophomore	54	51	49	48	33
Junior	40	34	36	30	14
Senior	3	36	29	19	18
Masters	1	1	-	-	-
Specialist	-	-	-	-	-
Doctorate	-	-	-	13	-
Post Baccalaureate (SPG)	68	64	43	32	21
Men	187	190	175	176	87
Women	250	215	186	174	107
Black	351	309	306	298	158
White Hispanic	65	70	44	39	29
Asian	5	11	2	2	1
American Indian	7	9	4	7	5
Native Hawaiian	1	-	1	-	-
Multi-racial	-	-	-	-	-
	8	6	4	4	1
<b>STUDENT CREDIT HOURS</b>					
Intermediate					
Lower	-	-	-	-	-
Upper	-	-	-	-	-
Graduate	-	-	-	-	-
Doctoral	-	-	-	-	-
Other Academic Rank	-	-	-	-	-
Total	-	-	-	-	-

An aerial photograph of a city, featuring a large industrial building with a tall chimney on the left, a park with many trees in the center, and various commercial buildings on the right. The image is dark blue and serves as a background for the text.

# DEPARTMENTS

---

**JACKSON STATE UNIVERSITY**  
**ENROLLMENT BY DEPARTMENT AND LEVEL**  
**Fall 2011**

DEPARTMENT/SCHOOL/COLLEGE	UNDERGRADUATE	GRADUATE	TOTAL
Accounting	300	41	341
Economics, Finance & General Business	413	61	474
Entrepreneurship & Professional Development	76	-	76
Management & Marketing	207	-	207
<b>TOTAL, COLLEGE OF BUSINESS</b>	<b>996</b>	<b>102</b>	<b>1,098</b>
Educational Foundations & Leadership	-	91	91
Educational Technology	1	-	1
Higher Education	-	58	58
School, Community & Rehabilitation Counseling	-	116	116
<b>TOTAL, School of Administrative Leadership</b>	<b>1</b>	<b>265</b>	<b>266</b>
Education	-	116	116
Elementary & Early Childhood Education	795	321	1116
Health, Physical Education & Recreation	288	89	377
Social & Cultural	37	-	37
Special Education	53	49	102
<b>TOTAL, School of Instructional Leadership</b>	<b>1,173</b>	<b>575</b>	<b>1,748</b>
<b>TOTAL, COLLEGE OF EDUCATION &amp; HUMAN DEVELOPMENT</b>	<b>1,174</b>	<b>840</b>	<b>2,014</b>
English & Modern Foreign Languages	129	35	164
Mass Communications	215	36	251
Speech Communications	55	-	55
<b>TOTAL, School of Communications</b>	<b>399</b>	<b>71</b>	<b>470</b>
Art	111	-	111
Music	141	13	154
<b>TOTAL, School of Fine and Performing Arts</b>	<b>252</b>	<b>13</b>	<b>265</b>
Criminal Justice & Sociology	472	57	529
History and Philosophy	61	26	87
Political Science	129	25	154
Psychology	253	40	293
<b>TOTAL, School of Social and Behavioral Sciences</b>	<b>915</b>	<b>148</b>	<b>1,063</b>
<b>TOTAL, COLLEGE OF LIBERAL ARTS</b>	<b>1,566</b>	<b>232</b>	<b>1,798</b>
Professional Interdisciplinary Studies	363	-	363
<b>TOTAL, COLLEGE OF LIFELONG LEARNING</b>	<b>363</b>	<b>-</b>	<b>363</b>
Public Policy & Administration	-	107	107
Urban & Regional Planning	-	68	68
Urban Studies	13	-	13
<b>TOTAL, School of Policy &amp; Planning</b>	<b>13</b>	<b>175</b>	<b>188</b>
Communicative Disorders	79	36	115
Health Policy & Management	232	179	411
<b>TOTAL, School of Health Sciences</b>	<b>311</b>	<b>215</b>	<b>526</b>
Social Work	350	154	504
<b>TOTAL, School of Social Work</b>	<b>350</b>	<b>154</b>	<b>504</b>
<b>TOTAL, COLLEGE OF PUBLIC SERVICE</b>	<b>674</b>	<b>544</b>	<b>1,218</b>
Civil Engineering	141	-	141
Computer Engineering	250	-	250
Computer Science	125	31	156
Graduate Engineering Program	-	23	23
Telecommunications Engineering	7	-	7
<b>TOTAL, School of Engineering</b>	<b>523</b>	<b>54</b>	<b>577</b>
Biology	819	60	879
Chemistry	142	54	196
Mathematics	77	6	83
Physics, Atmospheric Sciences & General Sciences	65	7	72
Technology	77	91	168
<b>TOTAL, School of Science &amp; Technology</b>	<b>1,180</b>	<b>218</b>	<b>1,398</b>
<b>TOTAL, COLLEGE OF SCIENCE, ENGINEERING &amp; TECHNOLOGY</b>	<b>1,703</b>	<b>272</b>	<b>1,975</b>
UNDECIDED MAJORS	368	69	437
<b>TOTAL, UNIVERSITY</b>	<b>6844</b>	<b>2059</b>	<b>8903</b>



**JACKSON STATE UNIVERSITY**  
**ENROLLMENT BY DEPARTMENT AND LEVEL**  
**Fall 2012**

DEPARTMENT/SCHOOL/COLLEGE	UNDERGRADUATE	GRADUATE	TOTAL
Accounting	262	40	302
Economics, Finance & General Business	369	88	457
Entrepreneurship & Professional Development	75	-	75
Management & Marketing	192	-	192
<b>TOTAL, COLLEGE OF BUSINESS</b>	<b>898</b>	<b>128</b>	<b>1,026</b>
Educational Foundations & Leadership	-	65	65
Educational Technology	1	-	1
Higher Education	-	78	78
School, Community & Rehabilitation Counseling	-	120	120
<b>TOTAL, School of Administrative Leadership</b>	<b>1</b>	<b>263</b>	<b>264</b>
Education	-	123	123
Elementary & Early Childhood Education	890	323	1,213
Health, Physical Education & Recreation	258	95	353
Social & Cultural	36	-	36
Special Education	41	35	76
<b>TOTAL, School of Instructional Leadership</b>	<b>1,225</b>	<b>576</b>	<b>1,801</b>
<b>TOTAL, COLLEGE OF EDUCATION &amp; HUMAN DEVELOPMENT</b>	<b>1,226</b>	<b>839</b>	<b>2,065</b>
English & Modern Foreign Languages	113	34	147
Mass Communications	213	38	251
Speech Communication	41	-	41
<b>TOTAL, School of Communications</b>	<b>367</b>	<b>72</b>	<b>439</b>
Art	109	-	109
Music	146	11	157
<b>TOTAL, School of Fine and Performing Arts</b>	<b>255</b>	<b>11</b>	<b>266</b>
Criminal Justice & Sociology	458	58	516
History and Philosophy	58	22	80
Political Science	114	18	132
Psychology	234	41	275
<b>TOTAL, School of Social and Behavioral Sciences</b>	<b>864</b>	<b>139</b>	<b>1,003</b>
<b>TOTAL, COLLEGE OF LIBERAL ARTS</b>	<b>1,486</b>	<b>222</b>	<b>1,708</b>
Professional Interdisciplinary Studies	350	-	350
<b>TOTAL, COLLEGE OF LIFELONG LEARNING</b>	<b>350</b>	<b>-</b>	<b>350</b>
Public Policy & Administration	-	104	104
Urban & Regional Planning	-	71	71
Urban Studies	13	-	13
<b>TOTAL, School of Policy &amp; Planning</b>	<b>13</b>	<b>175</b>	<b>188</b>
Communicative Disorders	77	35	112
Health Policy & Management	215	198	413
<b>TOTAL, School of Health Sciences</b>	<b>292</b>	<b>233</b>	<b>525</b>
Social Work	367	180	547
<b>TOTAL, School of Social Work</b>	<b>367</b>	<b>180</b>	<b>547</b>
<b>TOTAL, COLLEGE OF PUBLIC SERVICE</b>	<b>672</b>	<b>588</b>	<b>1,260</b>
Civil Engineering	161	-	161
Computer Engineering	244	-	244
Computer Science	147	31	178
Electrical Engineering	5	-	5
Graduate Engineering Program	-	26	26
Telecommunication Engineering	7	-	7
<b>TOTAL, School of Engineering</b>	<b>564</b>	<b>57</b>	<b>621</b>
Biology	783	90	873
Chemistry	137	54	191
Mathematics	65	13	78
Physics, Atmospheric Sciences & General Sciences	62	-	62
Technology	92	88	180
<b>TOTAL, School of Science &amp; Technology</b>	<b>1,139</b>	<b>245</b>	<b>1,384</b>
<b>TOTAL, COLLEGE OF SCIENCE, ENGINEERING &amp; TECHNOLOGY</b>	<b>1,703</b>	<b>302</b>	<b>2,005</b>
UNDECIDED MAJORS	340	65	405
<b>TOTAL, UNIVERSITY</b>	<b>6675</b>	<b>2144</b>	<b>8819</b>

**JACKSON STATE UNIVERSITY**  
**ENROLLMENT BY DEPARTMENT AND LEVEL**  
**Fall 2013**

DEPARTMENT/SCHOOL/COLLEGE	UNDERGRADUATE	GRADUATE	TOTAL
Accounting	279	34	313
Business Administration	322	80	402
Economics	24	-	24
Entrepreneurship & Professional Development	79	-	79
Finance	48	-	48
Management	124	-	124
Marketing	70	-	70
<b>TOTAL, COLLEGE OF BUSINESS</b>	<b>946</b>	<b>114</b>	<b>1,060</b>
Education	-	214	214
Guidance and Counseling	-	67	67
Higher Education	-	76	76
Educational Technology (deleted)	1	-	-
Rehabilitation Counseling	-	57	57
<b>TOTAL, School of Administrative Leadership</b>	<b>1</b>	<b>414</b>	<b>415</b>
Child Care and Family Education	878	317	1195
Health, Physical Education & Recreation	260	99	359
Reading	-	15	15
Social Science Education	41	-	41
Special Education	37	19	56
<b>TOTAL, School of Instructional Leadership</b>	<b>1,216</b>	<b>450</b>	<b>1,666</b>
Professional Interdisciplinary Studies	386	-	386
<b>TOTAL, School of Lifelong Learning</b>	<b>386</b>	<b>-</b>	<b>386</b>
<b>TOTAL, COLLEGE OF EDUCATION &amp; HUMAN DEVELOPMENT</b>	<b>1,603</b>	<b>864</b>	<b>2,467</b>
English	112	36	148
Mass Communications	217	37	254
Speech Communications	46	-	46
<b>TOTAL, School of Communications</b>	<b>375</b>	<b>73</b>	<b>448</b>
Art	122	-	122
Music Education	133	16	149
<b>TOTAL, School of Fine and Performing Arts</b>	<b>255</b>	<b>16</b>	<b>271</b>
Criminal Justice	475	76	551
History	63	23	86
Political Science	103	13	116
Psychology	262	38	300
<b>TOTAL, School of Social and Behavioral Sciences</b>	<b>903</b>	<b>150</b>	<b>1,053</b>
<b>TOTAL, COLLEGE OF LIBERAL ARTS</b>	<b>1,533</b>	<b>239</b>	<b>1,772</b>
Communicative Disorders	86	37	123
Health Care Administration	250	-	250
Public Health	-	216	216
<b>TOTAL, School of Health Sciences</b>	<b>336</b>	<b>253</b>	<b>589</b>
Social Work	373	199	572
<b>TOTAL, School of Social Work</b>	<b>373</b>	<b>199</b>	<b>572</b>
Public Administration	-	129	129
Urban & Regional Planning	-	66	66
Urban Studies	10	-	10
<b>TOTAL</b>	<b>10</b>	<b>195</b>	<b>205</b>
<b>TOTAL, COLLEGE OF PUBLIC SERVICE</b>	<b>719</b>	<b>647</b>	<b>1,366</b>
Civil Engineering	176	-	176
Computer Engineering	248	-	248
Computer Science	132	37	169
Electrical Engineering	36	-	36
Engineering	-	39	39
Telecommunications Engineering	2	-	2
<b>TOTAL, School of Engineering</b>	<b>594</b>	<b>76</b>	<b>670</b>
Biology	819	13	832
Chemistry	128	58	186
Technology Education	103	129	232
Mathematics	77	3	80
Physics, Atmospheric Sciences and Gen. Sciences	62	38	100
Science and Mathematics Teaching	-	8	8
<b>TOTAL, School of Science &amp; Technology</b>	<b>1,189</b>	<b>249</b>	<b>1,438</b>
<b>TOTAL, COLLEGE OF SCIENCE, ENGINEERING &amp; TECHNOLOGY</b>	<b>1,783</b>	<b>325</b>	<b>2,108</b>
UNDECIDED MAJORS	318	43	361
<b>TOTAL, UNIVERSITY</b>	<b>6902</b>	<b>2232</b>	<b>9134</b>

**JACKSON STATE UNIVERSITY**  
**ENROLLMENT BY DEPARTMENT AND LEVEL**  
**FALL 2014**

DEPARTMENT/SCHOOL/COLLEGE	UNDERGRADUATE	GRADUATE	TOTAL
Accounting	273	35	308
Economics, Finance and General Business	405	85	490
Entrepreneurship and Professional Development	63	-	63
Management and Marketing	197	-	197
<b>TOTAL, COLLEGE OF BUSINESS</b>	<b>938</b>	<b>120</b>	<b>1058</b>
Educational Foundations & Leadership	-	237	237
Educational Technology	-	-	-
Higher Education	-	82	82
Community & Rehabilitation Counseling	-	135	135
<b>TOTAL, School of Administrative Leadership</b>	<b>-</b>	<b>454</b>	<b>454</b>
Elementary and Early Childhood Education	891	317	1208
Health, Physical Education and Recreation	263	93	356
Social and Cultural Studies	29	-	29
Special Education	31	12	43
<b>TOTAL, School of Instructional Leadership</b>	<b>1214</b>	<b>422</b>	<b>1636</b>
Professional Interdisciplinary Studies	429	-	429
<b>TOTAL, School of Lifelong Learning</b>	<b>429</b>	<b>-</b>	<b>429</b>
<b>TOTAL, COLLEGE OF EDUCATION &amp; HUMAN DEVELOPMENT</b>	<b>1643</b>	<b>876</b>	<b>2519</b>
English and Modern Foreign Languages	99	37	136
Mass Communications	216	32	248
Speech Communications	57	-	57
<b>TOTAL, School of Communications</b>	<b>372</b>	<b>69</b>	<b>441</b>
Art	142	-	142
Music	137	15	152
<b>TOTAL, School of Fine and Performing Arts</b>	<b>279</b>	<b>15</b>	<b>294</b>
History and Philosophy	61	24	85
Political Science	99	9	108
Psychology	249	42	291
Sociology & Criminal Justice	460	54	514
<b>TOTAL, School of Social and Behavioral Sciences</b>	<b>869</b>	<b>129</b>	<b>998</b>
<b>TOTAL, COLLEGE OF LIBERAL ARTS</b>	<b>1520</b>	<b>213</b>	<b>1733</b>
Public Policy & Administration	-	164	164
Urban & Regional Planning	-	71	71
Urban Studies	11	-	11
<b>TOTAL</b>	<b>11</b>	<b>235</b>	<b>246</b>
Communicative Disorders	80	40	120
Health Policy & Management	-	216	216
Health Care Administration	333	-	333
<b>TOTAL, School of Health Sciences</b>	<b>413</b>	<b>256</b>	<b>669</b>
Social Work	401	224	625
<b>TOTAL, School of Social Work</b>	<b>401</b>	<b>224</b>	<b>625</b>
<b>TOTAL, COLLEGE OF PUBLIC SERVICE</b>	<b>825</b>	<b>715</b>	<b>1540</b>
Civil Engineering	189	-	189
Computer Engineering	231	-	231
Computer Science	140	33	173
Electrical Engineering	63	-	63
Engineering	-	46	46
Telecommunications Engineering	1	-	1
<b>TOTAL, School of Engineering</b>	<b>624</b>	<b>79</b>	<b>703</b>
Biology	926	48	974
Chemistry	144	62	206
Mathematics	84	16	100
Physics, Atmospheric Sciences & Gen-science	55	5	60
Technology	135	130	265
<b>TOTAL, School of Science &amp; Technology</b>	<b>1344</b>	<b>261</b>	<b>1605</b>
<b>TOTAL, COLLEGE OF SCIENCE, ENGINEERING &amp; TECHNOLOGY</b>	<b>1968</b>	<b>340</b>	<b>2308</b>
UNDECIDED MAJORS	305	45	350
<b>TOTAL, UNIVERSITY</b>	<b>7199</b>	<b>2309</b>	<b>9508</b>

**JACKSON STATE UNIVERSITY**  
**ENROLLMENT BY DEPARTMENT AND LEVEL**  
**FALL 2015**

DEPARTMENT / SCHOOL /COLLEGE	UNDERGRADUATE	GRADUATE	TOTAL
Accounting	296	29	325
Economics, Finance and General Business	430	64	494
Entrepreneurship and Small Business	86	-	86
Management and Marketing	234	-	234
<b>TOTAL, COLLEGE OF BUSINESS</b>	<b>1046</b>	<b>93</b>	<b>1139</b>
Educational Leadership	-	263	263
School, Community & Rehabilitation Counseling	-	121	121
Urban Higher Education	-	81	81
<b>TOTAL, School of Administrative Leadership</b>	<b>-</b>	<b>465</b>	<b>465</b>
Elementary and Early Childhood Education	848	308	1156
Health, Physical Education and Recreation	276	111	387
Social and Cultural Studies	18	-	18
Special Education	25	6	31
<b>TOTAL, School of Instructional Leadership</b>	<b>1167</b>	<b>425</b>	<b>1592</b>
Professional Interdisciplinary Studies	387	-	387
<b>School of Lifelong Learning</b>	<b>387</b>	<b>-</b>	<b>387</b>
<b>TOTAL, COLLEGE OF EDUCATION &amp; HUMAN DEVELOPMENT</b>	<b>1554</b>	<b>890</b>	<b>2444</b>
English and Modern Foreign Languages	112	25	137
Mass Communications	233	34	267
Speech Communications	49	-	49
<b>TOTAL, School of Communications</b>	<b>394</b>	<b>59</b>	<b>453</b>
Art	139	-	139
Music	163	17	180
<b>TOTAL, School of Fine and Performing Arts</b>	<b>302</b>	<b>17</b>	<b>319</b>
Criminal Justice and Sociology	469	59	528
History and Philosophy	64	30	94
Political Science	89	5	94
Psychology	303	38	341
<b>TOTAL, School of Social and Behavioral Sciences</b>	<b>925</b>	<b>132</b>	<b>1057</b>
<b>TOTAL, COLLEGE OF LIBERAL ARTS</b>	<b>1621</b>	<b>208</b>	<b>1829</b>
Social Work	428	256	684
<b>TOTAL, School of Social Work</b>	<b>428</b>	<b>256</b>	<b>684</b>
Public Policy & Administration	-	170	170
Urban & Regional Planning	14	71	85
<b>TOTAL</b>	<b>14</b>	<b>241</b>	<b>255</b>
<b>TOTAL, COLLEGE OF PUBLIC SERVICE</b>	<b>442</b>	<b>497</b>	<b>939</b>
Civil Engineering and Environmental Engineering	207	-	207
Computer Science	167	30	197
Electrical & Computer Engineering	339	65	404
<b>TOTAL, School of Engineering</b>	<b>713</b>	<b>95</b>	<b>808</b>
Biology	992	51	1043
Chemistry and Biochemistry	157	60	217
Mathematics and Statistics	86	17	103
Physics, Atmospheric Sciences & Geo-Sciences	64	-	64
Industrial Systems and Technology	130	138	268
<b>TOTAL, School of Science &amp; Technology</b>	<b>1429</b>	<b>266</b>	<b>1695</b>
<b>TOTAL, COLLEGE OF SCIENCE, ENGINEERING &amp; TECHNOLOGY</b>	<b>2142</b>	<b>361</b>	<b>2503</b>
Communicative Disorders	90	41	131
Healthcare Administration	407	-	407
Health & Policy and Management	-	216	216
<b>TOTAL, SCHOOL OF PUBLIC HEALTH</b>	<b>497</b>	<b>257</b>	<b>754</b>
Non-Degree Majors	53	21	74
Undecided Majors	120	-	120
<b>TOTAL, UNIVERSITY</b>	<b>7475</b>	<b>2327</b>	<b>9802</b>

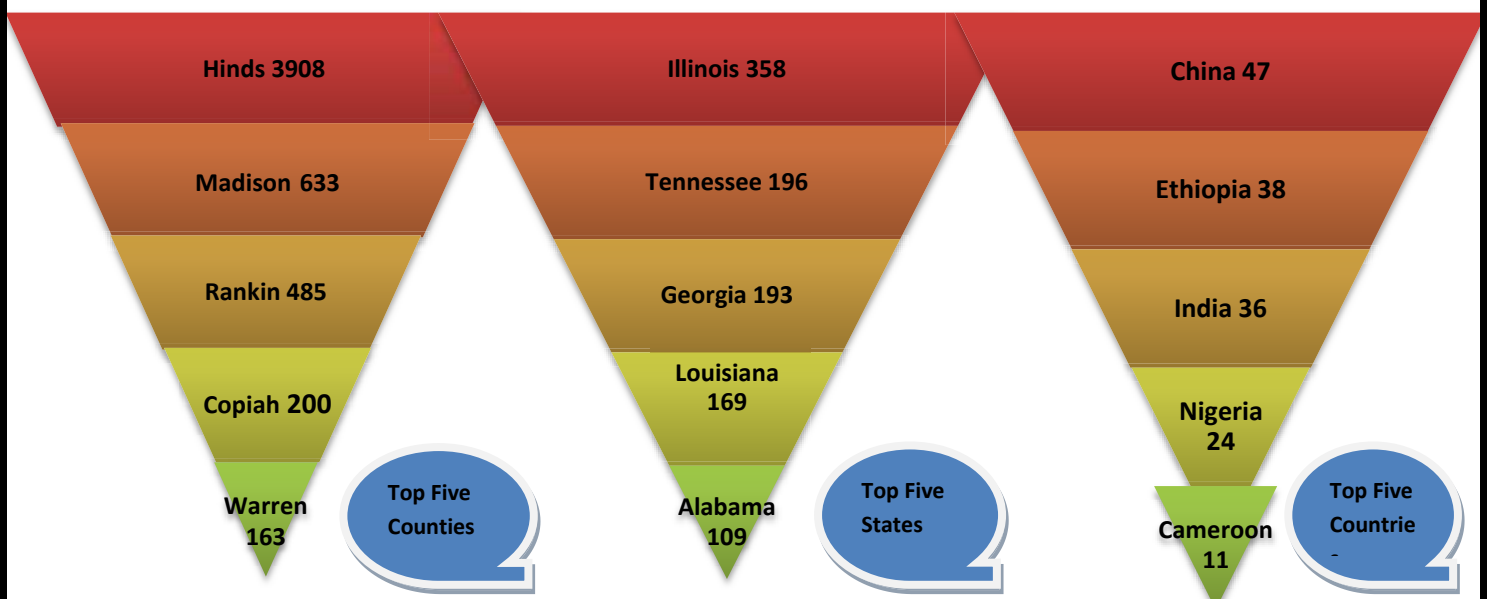
An aerial photograph of a city, likely Los Angeles, featuring a large stadium with a distinctive checkered facade (SoFi Stadium) in the background. The foreground shows a mix of urban development, including parking lots, roads, and green spaces with trees. The entire image is overlaid with a dark blue gradient.

# HOUSING & RESIDENCY

**JACKSON STATE UNIVERSITY  
ENROLLMENT OF ON-CAMPUS STUDENTS  
Fall 2015**

<b>FEMALE DORMITORIES</b>	<b>Designed Capacity</b>	<b>Housed</b>
Campbell South	222	218
McAllister/Whiteside	490	457
Transitional Hall	448	447
Tiger Pointe	130	123
<b>TOTAL</b>	<b>1290</b>	<b>1245</b>
University Pointe (male and female)	530	509
<b>TOTAL</b>	<b>530</b>	<b>509</b>
<b>MALE DORMITORIES</b>	<b>Designed Capacity</b>	<b>Housed</b>
Alexander West Hall	268	272
Campbell North	206	205
John W. Dixon	303	303
Tiger Plaza	252	270
<b>TOTAL</b>	<b>1029</b>	<b>1050</b>
<b>GRAND TOTAL</b>	<b>2849</b>	<b>2804</b>
<b>Total Enrollment</b>		<b>Total Housed</b>
<b>9802</b>		<b>2804</b>

**JACKSON STATE UNIVERSITY ENROLLMENT BY RESIDENCY  
Fall 2015**



**JACKSON STATE UNIVERSITY**  
**ENROLLMENT OF MISSISSIPPI STUDENTS BY COUNTIES**  
**5-YEAR TREND**

COUNTY	Fall 2011	Fall 2012	Fall 2013	Fall 2014	Fall 2015
Adams	39	45	58	73	77
Alcorn	4	7	5	5	5
Amite	14	13	10	12	9
Attala	44	54	57	54	42
Benton	4	5	2	3	4
Bolivar	56	70	66	69	81
Calhoun	8	7	7	5	6
Carroll	6	6	3	9	12
Chickasaw	6	7	8	11	10
Choctaw	5	7	7	6	9
Claiborne	39	37	35	44	40
Clarke	8	5	6	8	9
Clay	16	17	15	23	22
Coahoma	42	43	48	70	70
Copiah	167	189	186	198	200
Covington	27	30	23	22	17
Desoto	53	61	55	56	68
Forrest	48	46	45	41	40
Franklin	11	14	13	12	11
George	1	-	2	2	2
Greene	2	-	-	-	-
Grenada	30	32	25	21	15
Hancock	1	4	1	3	3
Harrison	36	43	47	41	58
Hinds	4004	3,934	3995	4002	3908
Holmes	147	162	161	143	142
Humphreys	32	44	50	39	46
Issaquena	1	1	1	0	2
Itawamba	2	4	4	6	7
Jackson	86	56	58	60	61
Jasper	32	34	34	29	37
Jefferson	20	30	25	32	43
Jefferson Davis	32	26	34	41	39
Jones	20	28	18	22	27
Kemper	9	13	16	11	5
Lafayette	6	12	11	10	10
Lamar	12	4	7	7	7
Lauderdale	53	53	55	61	64
Lawrence	19	27	32	25	26
Leake	60	70	77	93	85
Lee	17	24	23	18	21
Leflore	83	84	94	100	110
Lincoln	50	58	56	64	69
Lowndes	12	22	20	21	24

**JACKSON STATE UNIVERSITY**  
**ENROLLMENT OF MISSISSIPPI STUDENTS BY COUNTIES (continued)**  
**5-YEAR TREND**

COUNTY	Fall 2011	Fall 2012	Fall 2013	Fall 2014	Fall 2015
Madison	685	579	639	652	633
Marion	21	19	26	23	23
Marshall	13	13	12	13	16
Monroe	4	6	13	6	6
Montgomery	10	10	12	9	10
Neshoba	12	33	34	33	21
Newton	26	24	29	28	28
Noxubee	17	21	15	15	13
Oktibbeha	12	16	20	15	18
Panola	20	21	20	26	32
Pearl River	5	9	7	6	3
Perry	5	1	1	2	1
Pike	84	80	97	95	102
Pontotoc	4	6	3	3	3
Prentiss	1	1	1	1	1
Quitman	23	14	15	15	15
Rankin	473	461	474	487	485
Scott	82	72	71	71	74
Sharkey	14	13	19	18	22
Simpson	75	72	78	93	97
Smith	11	9	6	9	6
Stone	8	17	12	10	9
Sunflower	36	42	36	48	41
Tallahatchie	22	17	16	16	27
Tishomingo	1	-	-	-	-
Tate	4	2	5	7	7
Tippah	1	-	2	2	1
Tunica	21	22	28	28	26
Union	1	2	3	3	2
Walthall	23	16	14	10	17
Warren	175	154	162	143	163
Washington	96	105	121	140	142
Wayne	12	5	9	10	12
Webster	2	2	2	2	1
Wilkinson	25	25	16	21	20
Winston	18	24	22	17	14
Yalobusha	6	9	6	10	9
Yazoo	131	118	115	131	138
Unknown	-	-	2	-	-
<b>TOTAL</b>	<b>7543</b>	<b>7465</b>	<b>7658</b>	<b>7790</b>	<b>7781</b>



**JACKSON STATE UNIVERSITY**  
**ENROLLMENT OF STUDENTS BY STATES AND THE DISTRICT OF COLUMBIA**  
**5-YEAR TREND**

STATE	Fall 2011	Fall 2012	Fall 2013	Fall 2014	Fall 2015
Alabama	70	75	88	92	109
Alaska	-	-	-	-	-
Arizona	11	14	12	11	10
Arkansas	39	29	29	40	67
California	38	34	43	53	65
Colorado	3	2	6	8	13
Connecticut	1	3	1	2	-
Delaware	-	-	-	1	1
District of Columbia	-	1	1	3	3
Florida	46	42	41	54	51
Georgia	127	128	145	153	193
Hawaii	-	-	1	1	3
Idaho	-	-	-	-	1
Illinois	244	224	243	278	358
Indiana	25	18	24	29	50
Iowa	2	3	1	1	5
Kansas	5	2	3	6	10
Kentucky	8	5	1	6	5
Louisiana	115	133	141	164	169
Maryland	9	7	12	17	22
Massachusetts	1	-	-	1	1
Michigan	79	63	61	61	72
Minnesota	10	12	11	5	5
Mississippi	<b>7543</b>	<b>7,465</b>	<b>7658</b>	<b>7790</b>	<b>7781</b>
Missouri	44	39	41	58	77
Nebraska	-	-	-	2	2
Nevada	4	4	4	8	6
New Jersey	3	4	10	12	9
New Mexico	-	-	2	5	-
New York	4	4	5	-	7
North Carolina	4	10	7	11	16
North Dakota	-	-	-	-	-
Ohio	29	17	16	21	22
Oklahoma	9	9	10	16	15
Oregon	2	3	3	3	2
Pennsylvania	1	6	4	3	2
Puerto Rico	-	-	-	5	6
South Carolina	4	4	10	10	9
Tennessee	136	149	153	170	196
Texas	86	94	96	93	99
Citizen Outside the US	-	-	-	-	1
Utah	-	1	-	-	-
Virginia	6	6	4	7	10
Virgin Islands of US	-	-	2	3	8
Washington	2	-	1	1	3
Wisconsin	28	24	24	34	29
Unknown	-	-	-	-	-
<b>TOTAL</b>	<b>1194</b>	<b>1174</b>	<b>1258</b>	<b>1449</b>	<b>1732</b>

\*The State of Mississippi is not calculated in the total.

**JACKSON STATE UNIVERSITY**  
**ENROLLMENT OF STUDENTS BY FOREIGN COUNTRIES**  
**5-YEAR TREND**

COUNTRY	Fall 2011	Fall 2012	Fall 2013	Fall 2014	Fall 2015
Algeria	2	2	1	2	2
Angola	-	1	-	-	-
Argentina	-	-	-	1	1
Armenia	-	-	-	-	1
Aruba	1	1	-	1	-
Australia	1	2	1	3	3
Austria	-	-	-	-	-
Bahamas	5	4	6	7	9
Bahrain	-	-	-	-	-
Bangladesh	7	11	10	9	6
Barbados	5	4	4	2	4
Belize	-	-	1	1	-
Botswana	-	-	-	-	-
Brazil	-	2	7	-	3
Cambodia	1	-	-	-	-
Cameroon	4	4	5	5	11
Canada	1	2	5	10	9
Chile	1	1	1	-	-
China	45	42	28	41	47
Colombia	-	2	4	5	7
Congo	-	-	-	1	1
Costa Rica	-	-	-	-	-
Cote d'Ivoire	-	-	-	-	1
Cuba	-	-	-	-	-
Czech Republic	-	-	-	-	-
Democratic Republic	-	-	-	1	-
Dominican Republic	1	1	1	1	1
Ecuador	1	1	1	2	1
El Salvador	1	-	-	1	2
Egypt	2	1	1	-	1
Ethiopia	8	12	31	40	38
France	-	-	-	-	-
Gambia	1	-	1	2	1
Germany	1	-	1	1	1
Ghana	3	2	1	-	4
Guadeloupe	-	-	-	-	1
Greece	-	-	-	1	1
Grenada	-	-	-	1	-
Guam	-	-	-	-	-
Guinea	1	-	-	-	-
Guyana	-	-	-	-	-
Haiti	1	1	2	1	3
Herd & McDonald	-	-	1	-	-
India	22	18	25	34	36
Iran	3	7	7	9	8
Israel	1	-	1	-	-
Italy	-	-	-	1	-
Jamaica	2	2	1	1	1
Japan	1	2	-	-	-
Jordan	-	1	3	3	3
Kenya	5	4	6	2	2
Kyrgyzstan	4	-	-	-	-
Laos	-	-	-	-	-

**JACKSON STATE UNIVERSITY**  
**ENROLLMENT OF STUDENTS BY FOREIGN COUNTRIES (continued)**  
**5-YEAR TREND**

Liberia	-	-	-	1	-
Malaysia	1	1	1	-	-
Mexico	1	-	1	-	2
Mongolia	-	-	-	-	-
Morocco	-	1	-	1	2
Namibia (Africa)	1	-	-	-	1
Nepal	1	1	2	3	3
Netherlands	-	-	1	1	2
Nicaragua	-	1	1	1	1
Nigeria	5	10	18	22	24
Oman	-	-	-	-	-
Pakistan	-	1	1	-	-
Philippines	-	-	-	-	1
Portugal	-	-	-	-	1
Peru	-	-	-	1	-
Puerto Rico	4	-	2	-	-
Rhode Island	-	-	-	-	-
Russia	-	-	-	1	1
Rwanda	-	1	2	1	1
Saudi Arabia	2	3	6	6	5
Senegal	1	1	1	-	1
Serbia & Montenegro	-	-	-	1	1
Singapore	-	-	-	1	2
Somalia	-	-	1	-	-
South Africa	3	3	3	1	1
Spain	-	-	-	2	2
St. Lucia	1	1	1	1	1
Saint Vincent & Grenadines	-	-	1	1	2
Sudan	-	1	2	3	3
Sweden	-	1	1	-	1
Syria	1	1	-	-	-
Taiwan	-	1	1	1	1
Tajikistan	1	-	-	-	-
Tanzania	3	2	2	2	3
Thailand	-	-	-	2	1
Tongo	-	-	-	1	1
Trinidad and Tobago	1	1	1	1	2
Tunisia	1	1	2	2	1
Turkey	-	1	1	2	2
Turkmenistan	1	1	1	1	-
Uganda	-	-	-	-	1
Ukraine	1	1	3	5	5
United Arab Emirates	-	1	-	1	-
United Kingdom	2	2	2	2	-
Venezuela	2	2	2	3	2
Vietnam	-	-	-	-	1
Virgin Islands of the US	-	-	2	-	-
Yugoslavia	-	1	1	-	-
Yemen	1	1	-	2	2
Zambia	-	2	3	1	-
Zaire	-	-	-	-	-
Zimbabwe	1	-	-	-	-
Unknown	-	-	2	6	-
<b>Total</b>	<b>166</b>	<b>177</b>	<b>218</b>	<b>269</b>	<b>289</b>

An aerial photograph of a city skyline at night, featuring various buildings and a prominent tower. The image is overlaid with a dark blue gradient, making the text stand out.

# CREDIT HOUR PRODUCTION

---

**JACKSON STATE UNIVERSITY**  
**CREDIT HOURS PRODUCTION BY COLLEGE**  
**DEPARTMENT AND LEVEL**  
**FALL 2011**

DEPARTMENT/SCHOOL/COLLEGE	Intermediate	Lower	Upper	Graduate	TOTAL
Accounting	-	651	1251	285	2187
Economics, Finance & General Business	-	1272	1197	63	2532
Entrepreneurship & Professional Development	-	364	576	-	940
Management & Marketing	-	-	2667	423	3090
<b>TOTAL, COLLEGE OF BUSINESS</b>	<b>0</b>	<b>2287</b>	<b>5691</b>	<b>771</b>	<b>8749</b>
Educational Foundations & Leadership	-	265	294	1602	2161
Educational Technology	-	33	609	-	642
Higher Education	-	-	-	427	427
School, Community & Rehabilitation Counseling	-	191	423	1078	1692
<b>TOTAL, School of Administrative Leadership</b>	<b>-</b>	<b>489</b>	<b>1326</b>	<b>3107</b>	<b>4922</b>
Elementary & Early Childhood Education	747	1512	1029	987	4275
Health, Physical Education & Recreation	-	1849	1778	537	4164
Social & Cultural	-	1275	645	3	1923
Special Education	-	-	543	399	9428
<b>TOTAL, School of Instructional Leadership</b>	<b>747</b>	<b>4636</b>	<b>3995</b>	<b>1926</b>	<b>11304</b>
<b>TOTAL, COLLEGE OF EDUCATION &amp; HUMAN DEVELOPMENT</b>	<b>747</b>	<b>5125</b>	<b>5321</b>	<b>5033</b>	<b>16226</b>
English & Modern Foreign Languages	630	7805	915	253	9603
Mass Communications	-	361	822	172	1355
Speech Communications	-	1529	327	-	1856
<b>TOTAL, School of Communications</b>	<b>630</b>	<b>9695</b>	<b>2064</b>	<b>425</b>	<b>12814</b>
Art	-	1401	408	-	1809
Music	51	2834	418	73	3376
<b>TOTAL, School of Fine and Performing Arts</b>	<b>51</b>	<b>4235</b>	<b>826</b>	<b>73</b>	<b>5185</b>
Criminal Justice & Sociology	-	1324	2088	227	3639
History and Philosophy	-	4217	1401	206	5824
Military Science	-	-	-	-	-
Political Science	-	762	636	76	1474
Psychology	-	1833	723	357	2913
<b>TOTAL, School of Social and Behavioral Sciences</b>	<b>-</b>	<b>8136</b>	<b>4848</b>	<b>866</b>	<b>13850</b>
<b>TOTAL, COLLEGE OF LIBERAL ARTS</b>	<b>681</b>	<b>22066</b>	<b>7738</b>	<b>1364</b>	<b>31849</b>
Professional Interdisciplinary Studies	222	2018	1149	-	3389
<b>TOTAL, COLLEGE OF LIFELONG LEARNING</b>	<b>222</b>	<b>2018</b>	<b>1149</b>	<b>-</b>	<b>3389</b>
Public Policy & Administration	-	-	3	674	677
Urban & Regional Planning	-	-	53	468	521
Urban Studies	-	18	-	-	18
<b>TOTAL, School of Policy &amp; Planning</b>	<b>-</b>	<b>18</b>	<b>56</b>	<b>1142</b>	<b>1216</b>
Communicative Disorders	-	186	429	376	991
Health Policy & Management	-	-	1017	1447	2464
<b>TOTAL, School of Health Sciences</b>	<b>-</b>	<b>186</b>	<b>1446</b>	<b>1823</b>	<b>3455</b>
Social Work	-	1065	1120	1356	3541
<b>TOTAL, School of Social Work</b>	<b>-</b>	<b>1065</b>	<b>1120</b>	<b>1356</b>	<b>3541</b>
<b>TOTAL, COLLEGE OF PUBLIC SERVICE</b>	<b>-</b>	<b>1269</b>	<b>2622</b>	<b>4321</b>	<b>8212</b>
General Engineering	-	-	-	-	-
Civil Engineering	-	342	385	110	837
Computer Engineering	-	319	439	103	861
Computer Science	-	1717	381	102	2200
Telecommunication Engineering	-	-	-	-	-
Engineering Program	-	-	-	-	-
<b>TOTAL, School of Engineering</b>	<b>-</b>	<b>2378</b>	<b>1205</b>	<b>315</b>	<b>3898</b>
Aerospace Studies	-	-	-	-	-
Biology	-	3770	1021	416.5	5207.5
Chemistry	-	1840	453.5	531	2824.5
Mathematics	936	4216	651	180	5983
Physics, Atmospheric Sciences & Geo Sciences	-	1951	364.5	27	2342.5
Technology	-	284	449	541	1274
<b>TOTAL, School of Science &amp; Technology</b>	<b>936</b>	<b>12061</b>	<b>2939</b>	<b>1695.5</b>	<b>17631.5</b>
<b>TOTAL, COLLEGE OF SCIENCE, ENGINEERING &amp; TECHNOLOGY</b>	<b>936</b>	<b>14439</b>	<b>4144</b>	<b>2010.5</b>	<b>21529.5</b>
University College	-	-	-	-	-
<b>TOTAL, UNIVERSITY</b>	<b>2586</b>	<b>47204</b>	<b>26665</b>	<b>13499</b>	<b>89955</b>

**JACKSON STATE UNIVERSITY**  
**CREDIT HOURS PRODUCTION BY COLLEGE**  
**DEPARTMENT AND LEVEL**  
**FALL 2012**

DEPARTMENT/SCHOOL/COLLEGE	Intermediate	Lower	Up	Graduate	TOTAL
Accounting	33	684	10	240	1959
Economics, Finance & General Business	-	1182	10	264	2517
Entrepreneurship & Professional Development	-	315	-	-	1212
Management & Marketing	-	-	18	598	2443
<b>TOTAL, COLLEGE OF BUSINESS</b>	<b>33</b>	<b>2181</b>	<b>48</b>	<b>1102</b>	8131
Educational Leadership	-	536	324	1499	2359
Educational Technology	-	-	486	-	486
Urban Higher Education	-	-	-	444	444
School, Community & Rehabilitation Counseling	-	66	294	1056	1416
<b>TOTAL, School of Administrative Leadership</b>		<b>602</b>	<b>11</b>	<b>2999</b>	4705
Elementary & Early Childhood Education	501	1503	741	-	4022
Health, Physical Education & Recreation	-	1951	-	651	4186
Social & Cultural Studies	-	1086	621	-	1716
Special Education	-	-	666	267	933
<b>TOTAL, School of Instructional Leadership</b>	<b>501</b>	<b>4540</b>	<b>36</b>	<b>2204</b>	10857
Professional Interdisciplinary Studies	183	1434	12	-	2856
<b>TOTAL, School of Lifelong Learning</b>	<b>183</b>	<b>1434</b>	<b>12</b>	<b>0</b>	2856
<b>TOTAL, COLLEGE OF EDUCATION &amp; HUMAN DEVELOPMENT</b>	<b>684</b>	<b>6576</b>	<b>59</b>	<b>5203</b>	18418
English & Modern Foreign Languages	453	7876	738	304	9371
Mass Communications	-	222	630	180	1032
Speech Communications	-	1551	336	-	1887
<b>TOTAL, School of Communications</b>	<b>453</b>	<b>9649</b>		<b>484</b>	12290
Art	-	1161	495	-	1656
Music	44	2140	401	66	2651
<b>TOTAL, School of Fine and Performing Arts</b>	<b>44</b>	<b>3301</b>	<b>896</b>	<b>66</b>	4307
Criminal Justice & Sociology	-	1037	-	302	3208
History and Philosophy	-	3694	-	167	5274
Political Science	-	780	816	97	1693
Psychology	-	1242	604	407	2253
<b>TOTAL, School of Social and Behavioral Sciences</b>	<b>0</b>	<b>6753</b>	<b>47</b>	<b>973</b>	12428
<b>TOTAL, COLLEGE OF LIBERAL ARTS</b>	<b>497</b>	<b>19703</b>	<b>73</b>	<b>1523</b>	29025
Public Policy & Administration	-	-	-	580	580
Urban & Regional Planning	-	-	33	368	401
Urban Studies	-	27	-	-	27
<b>TOTAL, School of Policy &amp; Planning</b>		<b>27</b>	<b>33</b>	<b>948</b>	1008
Communicative Disorders	-	140	-	363	881
Health Policy & Management	-	-	-	1425	2515
<b>TOTAL, School of Public Health</b>		<b>140</b>	<b>14</b>	<b>1788</b>	3396
Social Work	-	942	-	1470	4033
<b>TOTAL, School of Social Work</b>		<b>942</b>	<b>16</b>	<b>1470</b>	4033
<b>TOTAL, COLLEGE OF PUBLIC SERVICE</b>		<b>1109</b>	<b>3</b>	<b>4206</b>	8437
Engineering	-	-	-	-	0
Civil Engineering	-	324	403	118	845
Computer Engineering	-	350	718	90	1158
Computer Science	-	1914	309	178	2401
Telecommunication Engineering	-	-	-	-	0
Graduate Engineering Program	-	-	-	-	0
<b>TOTAL, School of Engineering</b>		<b>2588</b>	<b>14</b>	<b>386</b>	4404
Biology	-	3362	-	298	4741
Chemistry	-	1619	385	553	2557
Mathematics	723	3797	846	180	5546
Physics, Atmospheric Sciences & General Sciences	-	2263	415	54	2732
Technology	-	206	628	627	1461
<b>TOTAL, School of Science &amp; Technology</b>	<b>723</b>	<b>11247</b>	<b>33</b>	<b>1712</b>	17037
<b>TOTAL, COLLEGE OF SCIENCE, ENGINEERING &amp; TECHNOLOGY</b>	<b>723</b>	<b>13835</b>	<b>47</b>	<b>2098</b>	21441
University College	-	195	-	-	195
Aerospace Studies	-	-	-	-	0
Military Science	-	-	-	-	0
<b>TOTAL, OTHERS</b>	<b>0</b>	<b>195</b>	<b>0</b>	<b>0</b>	195
<b>TOTAL, UNIVERSITY</b>	<b>1937</b>	<b>43599</b>	<b>25979</b>	<b>14132</b>	<b>85647</b>



**JACKSON STATE UNIVERSITY**  
**CREDIT HOURS PRODUCTION BY COLLEGE**  
**DEPARTMENT AND LEVEL**  
**Fall 2013**

Department/School/College	Developmental	Lower	Upper	Graduate	Doctoral	Total
Accounting	-	678	975	189	39	1881
Economics, Finance & General Business	-	1239	1161	147	48	2595
Entrepreneurship & Professional Development	-	297	624	-	-	921
Management & Marketing	-	-	2454	381	99	2934
<b>TOTAL, College of Business</b>	<b>0</b>	<b>2214</b>	<b>5214</b>	<b>717</b>	<b>186</b>	<b>8331</b>
Educational Foundations & Leadership	-	-	90	1057	705	1852
Educational Technology	-	-	522	-	-	522
Urban Higher Education	-	-	-	-	489	489
<b>School, Community &amp; Rehabilitation Counseling</b>	<b>0</b>	<b>-</b>	<b>303</b>	<b>1112</b>	<b>-</b>	<b>1415</b>
<b>TOTAL, School of Administrative Leadership</b>	<b>0</b>	<b>-</b>	<b>915</b>	<b>2169</b>	<b>1194</b>	<b>4278</b>
Elementary and Early Childhood Education	-	1377	1176	1048	201	3802
Health, Physical Education & Recreation	-	2205	1320	585	-	4110
Social & Cultural Studies	-	1203	453	-	-	1656
Special Education	-	-	564	210	-	774
<b>TOTAL, School of Instructional Leadership</b>	<b>0</b>	<b>4785</b>	<b>3513</b>	<b>1843</b>	<b>201</b>	<b>10342</b>
Professional Interdisciplinary Studies	-	297	1101	-	-	1398
<b>TOTAL, School of Lifelong Learning</b>	<b>-</b>	<b>297</b>	<b>1101</b>	<b>-</b>	<b>-</b>	<b>1398</b>
<b>TOTAL, College of Education &amp; Human Development</b>	<b>-</b>	<b>5082</b>	<b>5529</b>	<b>4012</b>	<b>1395</b>	<b>16018</b>
English & Modern Foreign Languages	-	8703	576	321	-	9600
Mass Communications	-	210	603	185	-	998
Speech	-	1971	381	-	-	2352
<b>TOTAL, School of Communications</b>	<b>0</b>	<b>10884</b>	<b>1560</b>	<b>506</b>	<b>0</b>	<b>12950</b>
Art	-	1323	474	-	-	1797
Music	108	2411	350.5	108	-	2977.5
<b>TOTAL, School of Fine and Performing Arts</b>	<b>108</b>	<b>3734</b>	<b>824.5</b>	<b>108</b>	<b>0</b>	<b>4774.5</b>
Criminal Justice & Sociology	-	957	2856	402	-	4215
History & Philosophy	-	4335	1776	174	-	6285
Political Science	-	807	423	67	-	1297
Psychology	-	1836	639	0	328	2803
Military Science	-	151	120	-	-	271
<b>TOTAL, School of Social and Behavioral Sciences</b>	<b>0</b>	<b>8086</b>	<b>5814</b>	<b>643</b>	<b>328</b>	<b>14871</b>
<b>TOTAL, College of Liberal Arts</b>	<b>108</b>	<b>22704</b>	<b>8198.5</b>	<b>1257</b>	<b>328</b>	<b>32595.5</b>
Communicative Disorders	-	156	423	422	-	1001
Health Care Administration	-	-	1342	-	-	1342
Public Health Science	-	-	-	1019	460	1479
<b>TOTAL, School of Health Sciences</b>	<b>0</b>	<b>156</b>	<b>1765</b>	<b>1441</b>	<b>460</b>	<b>3822</b>
Social Work	-	807	1931	1585	202	4525
<b>TOTAL, School of Social Work</b>	<b>0</b>	<b>807</b>	<b>1931</b>	<b>1585</b>	<b>202</b>	<b>4525</b>
Public Policy & Administration	-	-	-	404	279	683
Urban & Regional Planning	-	-	43	132	258	433
Urban Studies	-	33	-	0	0	33
<b>TOTAL</b>	<b>0</b>	<b>33</b>	<b>43</b>	<b>536</b>	<b>537</b>	<b>1149</b>
<b>TOTAL, College of Public Service</b>	<b>0</b>	<b>996</b>	<b>3739</b>	<b>3562</b>	<b>1199</b>	<b>9496</b>
Engineering	-	-	-	-	-	0
Civil Engineering	-	243	580	183	-	1006
Computer Engineering	-	-	-	-	-	0
Computer Science	-	1514	324	222	-	2060
Electrical and Computer Engineering	-	435	715	189	-	1339
Telecommunications Engineering Program	-	131	189	-	-	320
Graduate Engineering Program	-	-	-	-	-	0
<b>TOTAL, School of Engineering</b>	<b>0</b>	<b>2323</b>	<b>1808</b>	<b>594</b>	<b>0</b>	<b>4725</b>
Aerospace Studies	-	43	12	-	-	55
Biology	-	4342	985	228	144.5	5699.5
Chemistry	-	1819	376	57	574	2826
Mathematics and Statistical Sciences	-	4000	657	84	-	4741
Physics, Atmospheric & Geosciences	-	1629.5	413.5	3	-	2046
Technology	-	131	503	649	-	1283
<b>TOTAL, School of Sciences &amp; Technology</b>	<b>0</b>	<b>11964.5</b>	<b>2946.5</b>	<b>1021</b>	<b>718.5</b>	<b>16650.5</b>
<b>TOTAL, College of Science, Engineering &amp; Technology</b>	<b>0</b>	<b>14287.5</b>	<b>4754.5</b>	<b>1615</b>	<b>718.5</b>	<b>21375.5</b>
University College	2388	2905	504	3	-	5800
<b>TOTAL, University</b>	<b>2496</b>	<b>48189</b>	<b>27939</b>	<b>11166</b>	<b>3827</b>	<b>93616</b>

**JACKSON STATE UNIVERSITY**  
**CREDIT HOURS PRODUCTION BY COLLEGE**  
**DEPARTMENT AND LEVEL**  
**Fall 2014**

Department/School/College	Developmental	Intermediate	Lower	Upper	Graduate	Doctoral	Total
Accounting	-	-	672	915	222	27	1836
Economics, Finance & General Business	-	-	1320	1257	99	24	2700
Entrepreneurship & Professional Development	-	-	255	591	0	0	846
Management & Marketing	-	-		2490	348	65	2903
<b>TOTAL, College of Business</b>	<b>0</b>	<b>0</b>	<b>2247</b>	<b>5253</b>	<b>669</b>	<b>116</b>	<b>8285</b>
Educational Technology	-	-	-	441	0	0	441
Educational Foundation & Leadership	-	-	-	72	1161	885	2118
School, Community & Rehabilitation Counseling	-	-	-	201	1234	0	1435
Urban Higher Education	-	-	-	0	0	521	521
<b>TOTAL, School of Administrative Leadership</b>	<b>0</b>	<b>0</b>	<b>0</b>	<b>714</b>	<b>2395</b>	<b>1406</b>	<b>4515</b>
Elementary and Early Childhood Education	-	-	1596	918	819	168	3501
Health, Physical Education & Recreation	-	-	2624	1389	619	0	4632
Special Education	-	-	-	546	120		666
Social & Cultural Studies	-	-	1164	507	0	0	1671
<b>TOTAL, School of Instructional Leadership</b>	<b>0</b>	<b>0</b>	<b>5384</b>	<b>3360</b>	<b>1558</b>	<b>168</b>	<b>10470</b>
Professional Interdisciplinary Studies	-	-	930	891	-	-	1821
<b>TOTAL, School of Lifelong Learning</b>	<b>-</b>	<b>-</b>	<b>930</b>	<b>891</b>	<b>0</b>	<b>0</b>	<b>1821</b>
<b>TOTAL, College of Education &amp; Human Development</b>	<b>0</b>	<b>0</b>	<b>6314</b>	<b>4965</b>	<b>3953</b>	<b>1574</b>	<b>16806</b>
English & Modern Foreign Languages	-	-	8493	585	266	-	9344
Mass Communications	-	-	204	669	109	-	982
Speech & Theatre	-	-	2175	357	0	-	2532
<b>TOTAL, School of Communications</b>	<b>0</b>	<b>0</b>	<b>10872</b>	<b>1611</b>	<b>375</b>	<b>0</b>	<b>12858</b>
Art	-	-	1368	516	0	-	1884
Music	-	-	2391.5	233	108	-	2732.5
<b>TOTAL, School of Fine and Performing Arts</b>	<b>0</b>	<b>0</b>	<b>3759.5</b>	<b>749</b>	<b>108</b>	<b>0</b>	<b>4616.5</b>
Criminal Justice & Sociology	-	-	1233	2514	287	0	4034
History & Philosophy	-	-	4236	1593	226	0	6055
Military Science	-	-	156	112	0	0	268
Political Science	-	-	867	366	52	0	1285
Psychology	-	-	1992	526	3	344	2865
<b>TOTAL, School of Social and Behavioral Sciences</b>	<b>0</b>	<b>0</b>	<b>8484</b>	<b>5111</b>	<b>568</b>	<b>344</b>	<b>14507</b>
<b>TOTAL, College of Liberal Arts</b>	<b>0</b>	<b>0</b>	<b>23115.5</b>	<b>7471</b>	<b>1051</b>	<b>344</b>	<b>31981.5</b>
Communicative Disorders	-	-	138	348	381	0	867
Health Care Administration	-	-	0	1689	0	0	1689
Public Health Science	-	-	0	0	692	404	1096
<b>Total, School of Health Sciences</b>	<b>0</b>	<b>0</b>	<b>138</b>	<b>2037</b>	<b>1073</b>	<b>404</b>	<b>3652</b>
Social Work	-	-	1275	1632	1824	143	4874
<b>Total, School of Social Work</b>	<b>0</b>	<b>0</b>	<b>1275</b>	<b>1632</b>	<b>1824</b>	<b>143</b>	<b>4874</b>
Public Policy & Administration	-	-	0	0	482	420	902
Urban & Regional Planning	-	-		63	180	239	482
Urban Studies	<b>0</b>	<b>0</b>	<b>66</b>	<b>0</b>	<b>0</b>	<b>0</b>	<b>66</b>
<b>TOTAL</b>	<b>0</b>	<b>0</b>	<b>66</b>	<b>63</b>	<b>662</b>	<b>659</b>	<b>1450</b>
<b>TOTAL, College of Public Service</b>	<b>0</b>	<b>0</b>	<b>1479</b>	<b>3732</b>	<b>3559</b>	<b>1206</b>	<b>9976</b>
Civil Engineering	-	-	254	700	221	-	1175
Computer Engineering	-	-	0	539	186	-	725
Computer Science	-	-	1330	366	333	-	2029
General Engineering	-	-	432	0	0	-	432
Telecommunication Engineering	-	-	143	128	0	-	271
Graduate Engineering Program	-	-				-	0
<b>TOTAL, School of Engineering</b>	<b>0</b>	<b>0</b>	<b>2159</b>	<b>1733</b>	<b>740</b>	<b>0</b>	<b>4632</b>
Aerospace Studies	-	-	44	16	0	0	60
Biology	-	-	4485	1233	242	177.5	6137.5
Chemistry	-	-	2017	322	56	546.5	2941.5
Mathematics and Statistical Science	-	-	4056	564	111	0	4731
Physics, Atmospheric & Geosciences	-	-	1801.5	298.5	9	0	2109
Technology	-	-	162	441	729	0	1332
<b>TOTAL, School of Sciences &amp; Technology</b>	<b>0</b>	<b>0</b>	<b>12565.5</b>	<b>2874.5</b>	<b>1147</b>	<b>724</b>	<b>17311</b>
<b>TOTAL, College of Science, Engineering &amp; Technology</b>	<b>0</b>	<b>0</b>	<b>14724.5</b>	<b>4607.5</b>	<b>1887</b>	<b>724</b>	<b>21943</b>
University College	2421	717	2482	471			6091
<b>TOTAL, University</b>	<b>2421</b>	<b>717</b>	<b>50362</b>	<b>26500</b>	<b>11119</b>	<b>3964</b>	<b>95083</b>



**JACKSON STATE UNIVERSITY**  
**CREDIT HOURS PRODUCTION BY COLLEGE**  
**DEPARTMENT AND LEVEL**  
**Fall 2015**

Department/College	Intermediate	Lower	Upper	Graduate	Doctoral	TOTAL
Accounting	-	768	834	153	33	1788
Economics, Finance & General Business	-	1644	1146	84	39	2913
Entrepreneurship & Professional Development	-	803	615	0	0	1418
Management & Marketing	-	0	2163	252	65	2480
<b>TOTAL, College of Business</b>	-	<b>3215</b>	<b>4758</b>	<b>489</b>	<b>137</b>	<b>8599</b>
Educational Technology	-	0	408	0	0	408
Educational Foundation & Leadership	-	0	213	1136	907	2256
School, Community & Rehabilitation Counseling	-	0	273	1120	0	1393
Urban Higher Education	-	0	0	0	381	381
<b>TOTAL, School of Administrative Leadership</b>	-	<b>0</b>	<b>894</b>	<b>2256</b>	<b>1288</b>	<b>4438</b>
Elementary and Early Childhood Education	-	1362	1125	1039	136	3662
Health, Physical Education & Recreation	-	2677	1331	640	0	4648
Social & Cultural Studies	-	1383	507	0	0	1890
Special Education	-	0	480	111	0	591
<b>TOTAL, School of Instructional Leadership</b>	-	<b>5422</b>	<b>3443</b>	<b>1790</b>	<b>136</b>	<b>10791</b>
Professional Interdisciplinary Studies	-	636	801	0	0	1437
<b>TOTAL, School of Lifelong Learning</b>	-	<b>636</b>	<b>801</b>	<b>0</b>	<b>0</b>	<b>1437</b>
<b>TOTAL, College of Education &amp; Human Development</b>	-	<b>6058</b>	<b>5138</b>	<b>4046</b>	<b>1424</b>	<b>16666</b>
English & Modern Foreign Languages	-	8169	573	217	0	8959
Mass Communications	-	273	798	108	0	1179
Speech & Theatre	-	1899	375	0	0	2274
<b>TOTAL, School of Communications</b>	-	<b>10341</b>	<b>1746</b>	<b>325</b>	<b>0</b>	<b>12412</b>
Art	-	1443	585	0	0	2028
Music	-	2376.5	336.5	95	0	2808
<b>TOTAL, School of Fine and Performing Arts</b>	-	<b>3819.5</b>	<b>921.5</b>	<b>95</b>	<b>0</b>	<b>4836</b>
Criminal Justice & Sociology	-	1074	2154	293	0	3521
History & Philosophy	-	4302	1773	143	0	6218
Military Science	-	123	172	0	0	295
Political Science	-	867	363	30	0	1260
Psychology	-	2043	712	3	315	3073
<b>TOTAL, School of Social and Behavioral Sciences</b>	-	<b>8409</b>	<b>5174</b>	<b>469</b>	<b>315</b>	<b>14367</b>
<b>TOTAL, College of Liberal Arts</b>	-	<b>22569.5</b>	<b>7841.5</b>	<b>889</b>	<b>315</b>	<b>31615</b>
Public Policy & Administration	-	0	0	490	401	891
Urban & Regional Planning	-	75	94	133	231	533
<b>TOTAL</b>	-	<b>75</b>	<b>94</b>	<b>623</b>	<b>632</b>	<b>1424</b>
Social Work	-	1194	1895	2276	129	5494
<b>TOTAL, School of Social Work</b>	-	<b>1194</b>	<b>1895</b>	<b>2276</b>	<b>129</b>	<b>5494</b>
<b>TOTAL, College of Public Service</b>	-	<b>1269</b>	<b>1989</b>	<b>2899</b>	<b>761</b>	<b>6918</b>
Civil and Environmental Engineering	-	260	746	201	16	1223
Computer Science	-	1831	258	307	0	2396
Electrical & Computer Engineering	-	499	676	141	0	1316
<b>TOTAL, School of Engineering</b>	-	<b>2590</b>	<b>1680</b>	<b>649</b>	<b>16</b>	<b>4935</b>
Aerospace Science	-	84	28	0	0	112
Biology	-	4773	1231	206	109.5	6319.5
Chemistry	-	2324	432.5	94	277	3127.5
Mathematics and Statistical Science	-	4574	570	138	0	5282
Physics, Atmospheric & Geosciences	-	1995.5	306.5	0	0	2302
Technology	-	411	504	651	0	1566
<b>TOTAL, School of Sciences &amp; Technology</b>	-	<b>14161.5</b>	<b>3072</b>	<b>1089</b>	<b>386.5</b>	<b>18709</b>
<b>TOTAL, College of Sciences, Engineering &amp; Technology</b>	-	<b>16751.5</b>	<b>4752</b>	<b>1738</b>	<b>402.5</b>	<b>23644</b>
Behavioral & Environmental Health	-	0	0	195	15	210
Communicative Disorders	-	153	504	409	0	1066
Epidemiology & Biostatistics	-	0	0	129	184	313
Health Policy & Management	-	0	0	182	21	203
Health Care Administration	-	0	1951	0	0	1951
Public Health Science	-	0	0	237	139	376
<b>TOTAL, School of Public Health</b>	<b>0</b>	<b>153</b>	<b>2455</b>	<b>1152</b>	<b>359</b>	<b>4119</b>
University College	2889	1992	525	0	0	5406
<b>TOTAL, University</b>	<b>2,889</b>	<b>52,008</b>	<b>27,458</b>	<b>11,213</b>	<b>3,398</b>	<b>96,967</b>

# JACKSON STATE UNIVERSITY

## Credit Hours Production By College and Department

### 5-Year Trend

DEPARTMENT/SCHOOL/COLLEGE	2011	2012	2013	2014	2015
Accounting	2187	1959	1881	1836	1788
Economics, Finance & General Business	2532	2517	2595	2700	2913
Entrepreneurship & Professional Development	940	1212	921	846	1418
Management & Marketing	3090	2443	2934	2903	2480
<b>TOTAL, COLLEGE OF BUSINESS</b>	<b>8749</b>	<b>8131</b>	<b>8331</b>	<b>8285</b>	<b>8599</b>
Educational Technology	2161	2359	1852	441	408
Educational Foundations & Leadership	642	486	522	2118	2256
School, Community & Rehabilitation Counseling	427	444	489	1435	1393
Urban Higher Education	1692	1416	1415	521	381
<b>TOTAL, School of Administrative Leadership</b>	<b>4922</b>	<b>4705</b>	<b>4278</b>	<b>4515</b>	<b>4438</b>
Elementary & Early Childhood Education	4275	4022	3802	3501	3662
Health, Physical Education & Recreation	4164	4186	4110	4632	4648
Social & Cultural	1923	1716	1656	1671	1890
Special Education	9428	933	774	666	591
<b>TOTAL, School of Instructional Leadership</b>	<b>11304</b>	<b>10857</b>	<b>10342</b>	<b>10470</b>	<b>10791</b>
Professional Interdisciplinary Studies	3389	2856	-	1821	1437
<b>TOTAL, (College) School of Lifelong Learning</b>	<b>3389</b>	<b>2856</b>	<b>-</b>	<b>1821</b>	<b>1437</b>
<b>TOTAL, COLLEGE OF EDUCATION &amp; HUMAN DEVELOPMENT</b>	<b>19615</b>	<b>18418</b>	<b>16018</b>	<b>16806</b>	<b>16666</b>
English & Modern Foreign Languages	9603	9371	9600	9344	8959
Mass Communications	1355	1032	998	982	1179
Speech Communication	1856	1887	2352	2532	2274
<b>TOTAL, School of Communications</b>	<b>12814</b>	<b>12290</b>	<b>12950</b>	<b>12858</b>	<b>12412</b>
Art	1809	1656	1797	1884	2028
Music	3376	2651	2977.5	2732.5	2808
<b>TOTAL, School of Fine and Performing Arts</b>	<b>5185</b>	<b>4307</b>	<b>4774.5</b>	<b>4616.5</b>	<b>4836</b>
Criminal Justice & Sociology	3639	3208	4215	4034	3521
History and Philosophy	5824	5274	6285	6055	6218
Political Science	-	-	1297	1285	295
Psychology	1474	1693	2803	2865	1260
Military Science	0	0	271	268	3073
<b>TOTAL, School of Social and Behavioral Sciences</b>	<b>13850</b>	<b>12428</b>	<b>14871</b>	<b>14507</b>	<b>14367</b>
<b>TOTAL, COLLEGE OF LIBERAL ARTS</b>	<b>31849.0</b>	<b>29025</b>	<b>32596</b>	<b>31982</b>	<b>31615</b>
Public Policy & Administration	677	580	683	902	891
Urban & Regional Planning & Urban Studies	539	428	466	548	533
<b>TOTAL, School of Policy &amp; Planning</b>	<b>1216</b>	<b>1008</b>	<b>--</b>	<b>--</b>	<b>1424</b>
Communicative Disorders	991	881	1001	867	-
Healthcare Administration	-	-	1342	1689	-
Public Health Sciences	-	-	1479	1096	-
<b>TOTAL, School of Health Sciences</b>	<b>3455</b>	<b>3396</b>	<b>4971</b>	<b>3652</b>	<b>-</b>
Social Work	3541	4033	4525	4874	5494
<b>TOTAL, School of Social Work</b>	<b>3541</b>	<b>4033</b>	<b>4525</b>	<b>4874</b>	<b>5494</b>
<b>TOTAL, COLLEGE OF PUBLIC SERVICE</b>	<b>8212</b>	<b>8437</b>	<b>9496</b>	<b>9976</b>	<b>6918</b>
General Engineering	-	-	0	-	-
Civil Engineering	837	845	1006	1175	1223
Computer Engineering	861	1158	0	725	-
Computer Science	2200	2401	2060	2029	2396
Electrical Engineering	-	-	1339	-	1316
Telecommunications Engineering	-	-	320	271	-
<b>TOTAL, School of Engineering</b>	<b>3898</b>	<b>4404</b>	<b>4725</b>	<b>4632</b>	<b>4935</b>
Aerospace Studies	-	-	55	60	112
Biology	5207.5	4741	5699.5	6137.5	6319.5
Chemistry	2824.5	2557	2826	2941.5	3127.5
Mathematics and Statistical Sciences	5983	5546	4741	4731	5282
Physics, Atmospheric Sciences & Geosciences	2342.5	2732	2046	2109	2302
Technology	1274	1461	1283	1332	1566
<b>TOTAL, School of Science &amp; Technology</b>	<b>17631.5</b>	<b>17037</b>	<b>16650.5</b>	<b>17311</b>	<b>18709</b>
<b>TOTAL, COLLEGE OF SCIENCE, ENGINEERING &amp; TECHNOLOGY</b>	<b>21529.5</b>	<b>21441</b>	<b>21376</b>	<b>21943</b>	<b>23644</b>
Behavior & Environmental Health	-	-	-	-	210
Communicative Disorders	-	-	-	-	1066
Epidemiology and Biostatistics	-	-	-	-	313
Health Policy and Management	-	-	-	-	203
Healthcare Administration	-	-	-	-	1951
Public Health Sciences	-	-	-	-	376
<b>TOTAL, School of Public Health Initiative</b>	<b>-</b>	<b>-</b>	<b>-</b>	<b>-</b>	<b>4119</b>
University College	-	195	5800	6091	5406
<b>TOTAL, UNIVERSITY</b>	<b>89955</b>	<b>85647</b>	<b>93616</b>	<b>95083</b>	<b>96967</b>

The School of Public Health Initiative was established in Fall 2015. \*\*



# DEGREE PROGRAMS

---

## PROGRAMS BY JACKSON STATE UNIVERSITY FALL 2015

COLLEGE OF BUSINESS		COLLEGE OF LIBERAL ARTS	
BBA	Accounting	BA	Art
MPA	Accounting	PhD	Clinical Psychology
BBA	Business Administration	BS	Criminal Justice and Correctional Services
MBA	Business Administration	MA	Criminology and Justice Services
PhD	Business Administration	MA	English
BBA	Economics	BA	English
BBA	Entrepreneurship	MAT	English
BBA	Finance	BA	Foreign Languages
BBA	Management	MA	History
BBA	Marketing	BA	History
SCHOOL OF PUBLIC HEALTH		BS	History
MS	Communicative Disorders	MMEd	Music Education
BS	Communicative Disorders	BMEd	Music Education
BS	Health Care Administration	BM	Performance
DPH	Public Health	BA	Political Science
MPH	Public Health	MA	Political Science
		BS	Psychology
MS	Mass Communications	BA	Sociology
BS	Mass Communications	MA	Sociology
COLLEGE OF PUBLIC SERVICE		BA	Speech
PhD	Public Administration	BS	Speech
MPPA	Public Policy and Administration		
PhD	Social Work		
BSW	Social Work		
MSW	Social Work		
MA	Urban and Regional Planning		
PhD	Urban and Regional Planning		
BA	Urban Studies		

## PROGRAMS BY JACKSON STATE UNIVERSITY FALL 2015

COLLEGE OF SCIENCE, ENGINEERING, AND TECHNOLOGY		COLLEGE OF EDUCATION AND HUMAN DEVELOPMENT	
BS	Biology	BS	Child Care and Family Education
MS	Biology	EdD	Early Childhood Education
BS	Biomedical Engineering	MSEd	Early Childhood Education K-3
BS	Biotechnology	EdS	Education
PhD	Chemistry	PhD	Educational Administration & Supervision
BS	Chemistry	MS	Educational Administration & Supervision
MS	Chemistry	BSEd	Elementary Education
BS	Civil Engineering	MSEd	Elementary Education
MS	Data Enabled Science/Engineering	MSEd	School Counseling
PhD	Computational and Data Enabled Science/Engineering	MS	Clinical Mental Health
		BS	Health, Physical Education and Recreation
BS	Computer Engineering	MSEd	Health, Physical Education and Recreation
BS	Computer Science	EdS	Reading
MS	Computer Science	MSEd	Reading
BS	Earth System Science	MS	Rehabilitation Counseling
BS	Electrical Engineering	MSEd.	Secondary Education
MS	Engineering	BSEd	Social Science Education
PhD	Engineering	MSEd.	Special Education
MS	Environmental Science	BS	Special Education
PhD	Environmental Science	MS	Sport Science
MS	Hazardous Materials Management	MAT	Teaching (Alternate Route)
BS	Industrial Technology	PhD	Urban Higher Education
BS	Mathematics	BS	Professional Interdisciplinary Studies
MS	Mathematics		
BSEd	Mathematics Education		
BS	Meteorology		
BS	Physics		
MST	Science and Mathematics Teaching		
BS	Statistics		
MSEd	Technology Education		
<b>Degree Level Programs – 46 Bachelors, 37 Masters, 2 Specialists, and 13 Doctorates.</b>			

DEGREE PROGRAMS -Degree programs are offered at JACKSON STATE UNIVERSITY to meet the needs of a diverse student population and a constantly changing society. The current degree roster is provided.

**JACKSON STATE UNIVERSITY**  
**DEGREES CONFERRED BY DEGREE, LEVEL AND PROGRAM**  
**August 2010 - May 2011**

PROGRAM / LEVEL	BACHELORS	MASTERS	SPECIALIST	DOCTORAL	TOTAL
Accounting	45	10	-	-	55
Art	14	-	-	-	14
Biology	94	7	-	-	101
Business Administration	42	17	-	4	63
Chemistry	16	5	-	4	25
Child Care and Family Education	66	-	-	-	66
Civil Engineering	8	-	-	-	8
Clinical Psychology	-	-	-	1	1
Communicative Disorders	13	25	-	-	38
Computer Engineering	17	-	-	-	17
Computer Science	13	6	-	-	19
Criminal Justice and Correctional Services	65	6	-	-	71
Early Childhood Education	-	26	-	9	35
Economics	4	-	-	-	4
Education	-	-	36	-	36
Educational Administration and Supervision	-	6	-	5	11
Educational Technology	3	-	-	-	3
Elementary Education	38	15	-	-	53
Engineering	-	13	-	-	13
English	26	11	-	-	37
Entrepreneurship	18	-	-	-	18
Environmental Science	-	1	-	5	6
Finance	22	-	-	-	22
Foreign Languages	3	-	-	-	3
Guidance and Counseling	-	16	-	-	16
Hazardous Materials Management	-	8	-	-	8
Healthcare Administration	25	-	-	-	25
Health, Physical Education & Recreation	26	16	-	-	42
Higher Education Administration	-	-	-	15	15
History	9	2	-	-	11
Industrial Technology	27	-	-	-	27
Management	49	-	-	-	49
Marketing	22	-	-	-	22
Mass Communications	40	4	-	-	44
Mathematics	9	2	-	-	11
Mathematics Education	-	1	-	-	1
Meteorology	3	-	-	-	3
Music Education	2	4	-	-	6
Performance	5	-	-	-	5
Physics	3	-	-	-	3
Political Science	27	6	-	-	33
Professional Interdisciplinary Studies	125	-	-	-	125
Psychology	56	-	-	-	56
Public Administration	-	-	-	5	5
Public Health	-	25	-	1	26
Public Policy and Administration	-	7	-	-	7
Reading	-	3	-	-	3
Rehabilitation Services	-	17	-	-	17
Science Education	-	4	-	-	4
Secondary Education	-	12	2	-	14
Social Science Education	3	-	-	-	3
Social Work	46	43	-	3	92
Sociology	26	7	-	-	33
Special Education	8	19	-	-	27
Speech	12	-	-	-	12
Sport Science	-	3	-	-	3
Teacher Education	-	13	-	-	13
Technology Education	-	12	-	-	12
Telecommunications Engineering	-	-	-	-	-
Urban and Regional Planning	-	6	-	-	6
Urban Studies	3	-	-	-	3
<b>TOTAL, Degrees Conferred</b>	<b>1033</b>	<b>378</b>	<b>38</b>	<b>52</b>	<b>1501</b>

**JACKSON STATE UNIVERSITY**  
**DEGREES CONFERRED BY DEGREE, LEVEL AND PROGRAM**  
**August 2011 - May 2012**

PROGRAM / LEVEL	BACHELORS	MASTERS	SPECIALIST	DOCTORAL	TOTAL
Accounting	74	11	-	-	85
Art	13	-	-	-	13
Biology	97	9	-	-	106
Business Administration	43	10	-	6	59
Chemistry	19	3	-	5	27
Child Care and Family Education	58	-	-	-	58
Civil Engineering	17	-	-	-	17
Clinical Psychology	-	-	-	4	4
Communicative Disorders	13	19	-	-	32
Computer Engineering	18	-	-	-	18
Computer Science	13	7	-	-	20
Criminal Justice and Correctional Services	58	7	-	-	65
Early Childhood Education	-	32	-	8	40
Economics	8	-	-	-	8
Education	-	-	23	-	23
Educational Administration and Supervision	-	18	-	11	29
Educational Technology	1	-	-	-	1
Elementary Education	27	9	-	-	36
Engineering	-	11	-	-	11
English	24	10	-	-	34
Entrepreneurship	9	-	-	-	9
Environmental Science	-	1	-	4	5
Finance	16	-	-	-	16
Foreign Languages	4	-	-	-	4
Guidance and Counseling	-	16	-	-	16
Hazardous Materials Management	-	4	-	-	4
Healthcare Administration	30	-	-	-	30
Health, Physical Education & Recreation	44	19	-	-	63
Higher Education Administration	-	-	-	16	16
History	7	3	-	-	10
Industrial Technology	27	-	-	-	27
Management	45	-	-	-	45
Marketing	16	-	-	-	16
Mass Communications	47	3	-	-	50
Mathematics	6	1	-	-	7
Mathematics Education	3	1	-	-	4
Meteorology	3	-	-	-	3
Music Education	3	3	-	-	6
Performance	5	-	-	-	5
Physics	3	-	-	-	3
Political Science	19	5	-	-	24
Professional Interdisciplinary Studies	140	-	-	-	140
Psychology	56	-	-	-	56
Public Administration	-	-	-	3	3
Public Health	-	34	-	1	34
Public Policy and Administration	-	9	-	-	9
Reading	-	6	-	-	6
Rehabilitation Services	-	19	-	-	19
Science Education	-	5	-	-	5
Secondary Education	-	1	-	-	1
Social Science Education	3	-	-	-	3
Social Work	48	53	-	1	102
Sociology	21	9	-	-	30
Special Education	11	15	-	-	26
Speech	11	-	-	-	11
Sport Science	-	7	-	-	7
Teacher Education	-	17	-	-	17
Technology Education	-	-	-	-	-
Telecommunications Engineering	1	-	-	-	1
Urban and Regional Planning	-	10	-	2	12
Urban Studies	3	-	-	-	3
<b>TOTAL, Degrees Conferred</b>	<b>1064</b>	<b>412</b>	<b>23</b>	<b>60</b>	<b>1559</b>

**JACKSON STATE UNIVERSITY**  
**DEGREES CONFERRED BY DEGREE, LEVEL AND PROGRAM**  
**AUGUST 2012 - MAY 2013**

PROGRAM / LEVEL	BACHELORS	MASTERS	SPECIALIST	DOCTORAL	TOTAL
Accounting	48	23	0	0	71
Art	16	0	0	0	16
Biology	74	6	0	0	80
Business Administration	40	31	0	2	73
Chemistry	16	5	0	6	27
Child Care and Family Education	53	0	0	0	53
Civil Engineering	14	0	0	0	14
Clinical Psychology	0	0	0	9	9
Communicative Disorders	15	14	0	0	29
Computer Engineering	20	0	0	0	20
Computer Science	11	12	0	0	23
Criminal Justice and Correctional Services	66	4	0	0	70
Early Childhood Education	0	49	0	3	52
Economics	1	0	0	0	1
Education	0	0	19	0	19
Educational Administration and Supervision	0	21	0	17	38
Elementary Education	36	4	0	0	40
Engineering	0	7	0	0	7
English	23	6	0	0	29
Entrepreneurship	15	0	0	0	15
Environmental Science	0	1	0	8	9
Finance	8	0	0	0	8
Foreign Languages	2	0	0	0	2
Guidance and Counseling	0	10	0	0	10
Hazardous Materials Management	0	4	0	0	4
Health Care Administration	42	0	0	0	42
Health, Physical Education and Recreation	28	15	0	0	43
Higher Education Administration	0	0	0	23	23
History	6	3	0	0	9
Industrial Technology	20	0	0	0	20
Management	32	0	0	0	32
Marketing	17	0	0	0	17
Mass Communications	28	2	0	0	30
Mathematics	7	0	0	0	7
Mathematics Education	4	0	0	0	4
Meteorology	4	0	0	0	4
Music Education	7	4	0	0	11
Performance	5	0	0	0	5
Physics	1	0	0	0	1
Political Science	34	10	0	0	44
Professional Interdisciplinary Studies	128	0	0	0	128
Psychology	32	0	0	0	32
Public Administration	0	0	0	3	3
Public Health	0	44	0	2	46
Public Policy and Administration	0	15	0	0	15
Reading	0	2	0	0	2
Rehabilitation Counseling	0	15	0	0	15
Science and Mathematics Teaching	0	2	0	0	2
Secondary Education	0	4	0	0	4
Social Science Education	6	0	0	0	6
Social Work	54	56	0	1	111
Sociology	17	6	0	0	23
Special Education	5	14	0	0	19
Speech	9	0	0	0	9
Sport Science	0	9	0	0	9
Teaching (Alternate Route)	0	22	0	0	22
Technology Education	0	17	0	0	17
Urban and Regional Planning	0	9	0	0	9
Urban Studies	2	0	0	0	2
<b>TOTAL, Degrees Conferred</b>	<b>946</b>	<b>446</b>	<b>19</b>	<b>74</b>	<b>1485</b>



**JACKSON STATE UNIVERSITY**  
**DEGREES CONFERRED BY DEGREE, LEVEL AND PROGRAM**  
**August 2013 – May 2014**

PROGRAM / LEVEL	BACHELORS	MASTERS	SPECIALIST	DOCTORAL	TOTAL
Accounting	45	14	0	0	59
Art	19	0	0	0	19
Biology	88	4	0	0	92
Business Administration	30	23	0	4	57
Chemistry	19	7	0	2	28
Child Care and Family Education	129	0	0	0	129
Civil Engineering	18	0	0	0	18
Clinical Psychology	0	0	0	6	6
Communicative Disorders	14	12	0	0	26
Computer Engineering	34	0	0	0	34
Computer Science	20	17	0	0	37
Criminal Justice and Correctional Services	72	4	0	0	76
Early Childhood Education	0	38	0	8	46
Earth System Science	6	0	0	0	6
Economics	3	0	0	0	3
Education	0	0	17	0	17
Educational Administration	0	7	0	20	27
Educational Technology	1	0	0	0	1
Electrical Engineering	2	0	0	0	2
Elementary Education	36	2	0	0	38
Engineering	0	15	0	0	15
English	15	4	0	0	19
Entrepreneurship	17	0	0	0	17
Environmental Science	0	2	0	8	10
Finance	10	0	0	0	10
Foreign Languages	1	0	0	0	1
Guidance and Counseling	0	14	0	0	14
Hazardous Materials Management	0	16	0	0	16
Healthcare Administration	48	0	0	0	48
Health, Physical Education and Recreation	32	12	0	0	44
Higher Education Administration	0	0	0	11	11
History	10	4	0	0	14
Industrial Technology	30	0	0	0	30
Management	21	0	0	0	21
Marketing	8	0	0	0	8
Mass Communications	33	1	0	0	34
Mathematics	3	0	0	0	3
Mathematics Education	1	0	0	0	1
Meteorology	4	0	0	0	4
Music Education	6	2	0	0	8
Performance	5	0	0	0	5
Physics	5	0	0	0	5
Political Science	20	5	0	0	25
Professional Interdisciplinary Studies	101	0	0	0	101
Psychology	59	0	0	0	59
Public Administration	0	0	0	1	1
Public Health	0	39	0	2	41
Public Policy and Administration	0	15	0	0	15
Reading	0	1	0	0	1
Rehabilitation Counseling	0	11	0	0	11
Science and Mathematics Teaching	0	5	0	0	5
Secondary Education	0	2	0	0	2
Social Science Education	12	0	0	0	12
Social Work	77	64	0	2	143
Sociology	25	10	0	0	35
Special Education	4	8	0	0	12
Speech	9	0	0	0	9
Sport Science	0	18	0	0	18
Teaching (Alternate Route)	0	18	0	0	18
Technology Education	0	22	0	0	22
Urban and Regional Planning	0	8	0	7	15
Urban Studies	1	0	0	0	1
<b>TOTAL, Degrees Conferred</b>	<b>1093</b>	<b>424</b>	<b>17</b>	<b>71</b>	<b>1605</b>

**JACKSON STATE UNIVERSITY**  
**DEGREES CONFERRED BY DEGREE, LEVEL AND PROGRAM**  
**AUGUST 2014 - MAY 2015**

PROGRAM / LEVEL	BACHELORS	MASTERS	SPECIALIST	DOCTORAL	TOTAL
Accounting	47	19	0	0	66
Art	18	0	0	0	18
Biology	66	1	0	0	67
Business Administration	31	26	0	2	59
Chemistry	15	6	0	8	29
Child Care and Family Education	92	0	0	0	92
Civil Engineering	23	0	0	0	23
Clinical Mental Health	0	9	0	0	9
Clinical Psychology	0	0	0	2	2
Communicative Disorders	9	16	0	0	25
Computer Engineering	26	0	0	0	26
Computer Science	10	14	0	0	24
Criminal Justice and Correctional Services	73	0	0	0	73
Criminology and Justice Service	0	10	0	0	10
Early Childhood Education	0	37	0	13	50
Earth System Science	2	0	0	0	2
Economics	3	0	0	0	3
Education	0	0	19	0	19
Educational Administration and Supervision	0	6	0	12	18
Electrical Engineering	4	0	0	0	4
Elementary Education	21	2	0	0	23
Engineering	0	15	0	0	15
English	22	8	0	0	30
Entrepreneurship	8	0	0	0	8
Environmental Science	0	3	0	4	7
Finance	16	0	0	0	16
Hazardous Materials Management	0	15	0	0	15
Health Care Administration	40	0	0	0	40
Health, Physical Education and Recreation	42	12	0	0	54
Higher Education Administration	0	0	0	25	25
History	9	8	0	0	17
Industrial Technology	29	0	0	0	29
Management	25	0	0	0	25
Marketing	9	0	0	0	9
Mass Communications	28	3	0	0	31
Mathematics	15	3	0	0	18
Meteorology	1	0	0	0	1
Music Education	2	8	0	0	10
Performance	3	0	0	0	3
Physics	6	0	0	0	6
Political Science	14	2	0	0	16
Professional Interdisciplinary Studies	112	0	0	0	112
Psychology	37	0	0	0	37
Public Administration	0	0	0	5	5
Public Health	0	30	0	4	34
Public Policy and Administration	0	9	0	0	9
Reading	0	4	0	0	4
Rehabilitation Counseling	0	20	0	0	20
School Counseling	0	4	0	0	4
Science and Mathematics Teaching	0	1	0	0	1
Social Science Education	9	0	0	0	9
Social Work	80	64	0	3	147
Sociology	19	6	0	0	25
Special Education	9	7	0	0	16
Speech	11	0	0	0	11
Sport Science	0	15	0	0	15
Teaching	0	14	0	0	14
Technology Education	0	23	0	0	23
Urban and Regional Planning	0	4	0	2	6
Urban Studies	3	0	0	0	3
<b>TOTAL, Degrees Conferred</b>	<b>989</b>	<b>424</b>	<b>19</b>	<b>80</b>	<b>1512</b>

NOTE: Guidance and Counseling, MS was changed to Clinical and Mental Health on 10/2011. Guidance and Counseling, MSED was changed to School Counseling on 10/2011.

**JACKSON STATE UNIVERSITY  
TOTAL DEGREES CONFERRED BY LEVEL  
5-YEAR TREND**

LEVEL	2010-11	2011-12	2012-13	2013-14	2014-15
Bachelors	1,033	1,064	946	1093	989
Masters	378	412	446	424	424
Specialist	38	23	19	17	19
Doctorate	52	60	74	71	80
<b>TOTAL</b>	<b>1501</b>	<b>1559</b>	<b>1485</b>	<b>1605</b>	<b>1512</b>

**JACKSON STATE UNIVERSITY  
TOTAL DEGREES CONFERRED BY COLLEGE  
5-YEAR TREND**

COLLEGE	2010-11	2011-12	2012-13	2013-14	2014-15
Business	233	238	217	175	186
Education & Human Development	357	361	355	401	484
Liberal Arts	327	312	289	310	283
Lifelong Learning	125	140	128	101	-
Science, Engineering & Technology	257	283	239	328	290
Public Service	202	225	257	290	269
<b>TOTAL</b>	<b>1501</b>	<b>1559</b>	<b>1485</b>	<b>1605</b>	<b>1512</b>



**JACKSON STATE UNIVERSITY**  
**DEGREES CONFERRED BY DEGREE, LEVEL AND PROGRAM**  
**5 - YEAR TREND**

PROGRAM / LEVEL	2010-11	2011-12	2012-13	2013-14	2014-15
Accounting	55	85	71	59	66
Art	14	13	16	19	18
Biology	101	106	80	92	67
Business Administration	63	59	73	57	59
Chemistry	25	27	27	28	29
Child Care and Family Education	66	58	53	129	92
Civil Engineering	8	17	14	18	23
Clinical and Mental Health	-	-	-	-	9
Clinical Psychology	1	4	9	6	2
Communicative Disorders	38	32	29	26	25
Computer Engineering	17	18	20	34	26
Computer Science	19	20	23	37	24
Criminal Justice and Correctional Services	71	65	70	76	83
Early Childhood Education	35	40	52	46	50
Earth System Science	-	-	-	6	2
Economics	4	8	1	3	3
Education	36	23	19	16	19
Educational Administration and Supervision	11	29	38	28	18
Educational Technology	3	1	-	1	-
Electrical Engineering	-	-	-	2	4
Elementary Education	53	36	40	38	23
Engineering	13	11	7	15	15
English	37	34	29	19	30
Entrepreneurship	18	9	15	17	8
Environmental Science	6	5	9	10	7
Finance	22	16	8	10	16
Foreign Languages	3	4	2	1	0
Guidance and Counseling	16	16	10	14	0
Hazardous Materials Management	8	4	4	16	15
Healthcare Administration	25	30	42	48	40
Health, Physical Education & Recreation	42	63	43	44	54
Higher Education Administration	15	16	23	11	25
History	11	10	9	14	17
Industrial Technology	27	27	20	30	29
Management	49	45	32	21	25
Marketing	22	16	17	8	9
Mass Communications	44	50	30	34	31
Mathematics	11	7	7	3	18
Mathematics Education	1	4	4	1	1
Meteorology	3	3	4	4	10
Music Education	6	6	11	8	-
Performance	5	5	5	5	3
Physics	3	3	1	5	6
Political Science	33	24	44	25	16
Professional Interdisciplinary Studies	125	140	128	101	112
Psychology	56	56	32	59	37
Public Administration	5	3	3	1	5
Public Health	26	34	46	41	34
Public Policy and Administration	7	9	15	15	9
Reading	3	6	2	1	4
Rehabilitation Services	17	19	15	11	20
School Counseling	-	-	-	--	4
Science and Mathematics Teaching	4	5	2	5	1
Secondary Education	14	1	4	2	-
Social Science Education	3	3	6	12	9
Social Work	92	102	111	143	147
Sociology	33	30	23	35	25
Special Education	27	26	19	12	16
Speech	12	11	9	9	11
Sport Science	3	7	9	18	15
Teacher Education	13	17	22	18	14
Technology Education	12	25	17	22	23
Telecommunications Engineering	-	1	0	-	-
Urban and Regional Planning	6	12	9	15	6
Urban Studies	3	3	2	1	3
<b>GRAND TOTAL</b>	<b>1501</b>	<b>1559</b>	<b>1485</b>	<b>1605</b>	<b>1512</b>

An aerial, high-angle view of a city skyline, heavily darkened with a blue-grey overlay. In the center-left, a large industrial building with a complex, grid-like facade and a tall, thin tower rises. To its right, a water tower with a rounded top is visible. The foreground shows a mix of urban structures, including smaller buildings and parking lots, interspersed with trees. The overall atmosphere is industrial and urban.

# EMPLOYEES

---

**JACKSON STATE UNIVERSITY  
EMPLOYEES BY JOB CATEGORY  
5 - YEAR TREND**

	2011			2012			2013			2014			2015		
	Men	Women	Total	Men	Women	Total	Men	Women	Total	Men	Women	Total	Men	Women	Total
Exec, Admin, Managerial	20	15	35	15	18	33	18	10	28	13	7	20	11	10	21
Faculty	268	250	518	279	257	536	284	257	541	292	285	577	308	300	608
Other Professional	237	350	587	221	323	544	214	290	504	215	319	534	200	325	525
Technical and Paraprofessionals	30	19	49	29	18	47	20	17	37	22	17	39	19	20	39
Clerical and Secretarial	14	177	191	17	167	184	10	151	161	8	145	153	7	149	156
Skilled Crafts	27	-	27	26	-	26	25	-	25	25	-	25	24	-	24
Service Maintenance	75	24	99	85	26	111	87	21	108	95	26	121	98	31	129
Student Instruction/Research Assistants	-	-	-	-	-	-	64	93	157	91	86	177	78	82	160
<b>TOTAL</b>	<b>671</b>	<b>835</b>	<b>1506</b>	<b>672</b>	<b>809</b>	<b>1481</b>	<b>722</b>	<b>839</b>	<b>1561</b>	<b>761</b>	<b>885</b>	<b>1646</b>	<b>745</b>	<b>917</b>	<b>1662</b>

**JACKSON STATE UNIVERSITY  
EMPLOYEES BY ETHNICITY  
FALL 2015**

	White	African American	Hispanic	Asian	American Indian	Multi-Racial	Total
Exec, Admin, Managerial	1	19	1	-	-	-	21
Faculty	141	411	6	48	1	1	608
Other Professional/Support Services	56	458	4	7	-	-	525
Technical and Paraprofessionals	3	35	-	1	-	-	39
Clerical and Secretary	5	151	-	-	-	-	156
Skilled Crafts	1	23	-	-	-	-	24
Service Maintenance	2	126	1	-	-	-	129
Graduate Assistant	42	113	4	-	-	1	160
<b>TOTAL</b>	<b>251</b>	<b>1336</b>	<b>16</b>	<b>56</b>	<b>1</b>	<b>2</b>	<b>1662</b>

JACKSON STATE UNIVERSITY FULL-TIME INSTRUCTIONAL FACULTY BY ACADEMIC RANK 5 – YEAR TREND							
YEAR	RANK						TOTAL
	Professor	Associate Professor	Assistant Professor	Instructor	Lecturer	Other Academic Rank	
2011	81	107	124	65	1	-	378
2012	82	105	128	70	4	-	389
2013	81	104	128	69	4	-	386
2014	81	119	117	67	5	0	389
2015	86	110	111	78	1	1	387

JACKSON STATE UNIVERSITY FULL-TIME INSTRUCTIONAL FACULTY BY TENURE STATUS 5 – YEAR TREND								
TENURED			TENURE TRACK			NON-TENURED		
Year	Number	Percent	Year	Number	Percent	Year	Number	Percent
2011	173	45.70%	2011	85	22.50%	2011	120	31.80%
2012	176	45.20%	2012	83	21.40%	2012	130	33.40%
2013	175	45.33%	2013	77	19.94%	2013	134	34.71%
2014	186	46.53%	2014	67	17.22%	2014	136	34.96%
2015	186	48.06%	2015	68	17.57%	2015	133	34.37%



**JACKSON STATE UNIVERSITY**  
**FULL-TIME INSTRUCTIONAL FACULTY BY COLLEGE, SCHOOL AND DEPARTMENT**  
**5 -YEAR TREND**

COLLEGE/DEPARTMENT	Fall 2011	Fall 2012	Fall 2013	Fall 2014	Fall 2015
Accounting	10	10	9	9	9
Economics, Finance & General Business	16	15	11	11	12
Entrepreneurship & Professional Development	6	6	6	6	6
Management & Marketing	5	6	10	10	10
<b>TOTAL, COLLEGE OF BUSINESS</b>	<b>37</b>	<b>37</b>	<b>36</b>	<b>36</b>	<b>37</b>
Educational Foundation & Leadership	10	12	12	13	14
Educational Technology	2	2	2	2	2
School, Community & Rehabilitation Counseling	9	10	11	9	10
Urban Higher Education	2	3	4	5	4
<b>TOTAL, School of Administrative Leadership</b>	<b>23</b>	<b>27</b>	<b>29</b>	<b>29</b>	<b>30</b>
Elementary & Early Childhood Education	17	17	14	10	11
Health, Physical Education & Recreation	12	12	13	12	12
Social and Cultural	4	4	2	2	2
Special Education	4	4	4	4	4
Sports Science	-	-	-	-	-
<b>TOTAL, School of Instructional Leadership</b>	<b>37</b>	<b>37</b>	<b>33</b>	<b>28</b>	<b>29</b>
Professional Interdisciplinary Studies	4	-	4	4	4
<b>TOTAL, School of Lifelong Learning</b>	<b>4</b>	<b>-</b>	<b>4</b>	<b>4</b>	<b>4</b>
<b>TOTAL, COLLEGE OF EDUCATION &amp; HUMAN DEVELOPMENT</b>	<b>60</b>	<b>64</b>	<b>66</b>	<b>61</b>	<b>63</b>
English & Modern Foreign Languages	32	35	40	30	30
Mass Communications	7	9	6	6	6
Speech Communication	8	9	9	9	9
<b>TOTAL, School of Communications</b>	<b>47</b>	<b>53</b>	<b>55</b>	<b>45</b>	<b>45</b>
Art	8	8	8	8	8
Music	17	18	16	15	15
<b>TOTAL, School of Fine and Performing Arts</b>	<b>25</b>	<b>26</b>	<b>24</b>	<b>23</b>	<b>23</b>
Criminal Justice & Sociology	16	12	12	11	11
History and Philosophy	7	16	15	14	12
Political Science	9	7	8	8	8
Psychology	11	9	9	12	12
<b>TOTAL, School of Social and Behavioral Sciences</b>	<b>43</b>	<b>44</b>	<b>44</b>	<b>45</b>	<b>43</b>
<b>TOTAL, COLLEGE OF LIBERAL ARTS</b>	<b>115</b>	<b>123</b>	<b>123</b>	<b>113</b>	<b>111</b>
Public Policy & Administration	7	6	7	6	8
Urban & Regional Planning & Urban Studies	6	5	6	7	6
<b>TOTAL, School of Policy &amp; Planning</b>	<b>13</b>	<b>11</b>	<b>13</b>	<b>13</b>	<b>14</b>
Social Work	14	15	15	18	20
<b>TOTAL, School of Social Work</b>	<b>14</b>	<b>15</b>	<b>15</b>	<b>18</b>	<b>20</b>
<b>TOTAL, COLLEGE OF PUBLIC SERVICE</b>	<b>48</b>	<b>47</b>	<b>28</b>	<b>54</b>	<b>34</b>
Civil Engineering	6	7	8	8	9
Electrical/Computer Engineering	9	8	9	8	7
Computer Science	12	13	13	14	13
Telecommunication Engineering	-	-	-	-	-
<b>TOTAL, School of Engineering</b>	<b>27</b>	<b>28</b>	<b>30</b>	<b>30</b>	<b>29</b>
Biology	24	25	20	22	24
Chemistry and Biochemistry	20	18	17	17	17
Industrial Systems and Technology	8	8	7	8	8
Mathematics and Statistics	21	20	19	18	15
Physics, Atmospheric Sciences & Geo-Sciences	14	15	18	15	14
Science and Mathematics Teaching	-	-	2	-	-
<b>TOTAL, School of Science &amp; Technology</b>	<b>87</b>	<b>86</b>	<b>83</b>	<b>80</b>	<b>78</b>
<b>TOTAL, COLLEGE OF SCIENCE, ENGINEERING &amp; TECHNOLOGY</b>	<b>114</b>	<b>114</b>	<b>113</b>	<b>110</b>	<b>107</b>
Communicative Disorders	5	5	5	5	5
Healthcare Administration	-	-	5	8	6
Health Policy & Management	16	16	10	10	10
<b>TOTAL, School of Public Health</b>	<b>21</b>	<b>21</b>	<b>33</b>	<b>23</b>	<b>21</b>
Human Development and Family Studies	-	-	-	-	14
<b>TOTAL, University College</b>	<b>-</b>	<b>-</b>	<b>-</b>	<b>15</b>	<b>14</b>
<b>UNIVERSITY TOTAL</b>	<b>378</b>	<b>389</b>	<b>386</b>	<b>389</b>	<b>387</b>

\*The College of Lifelong Learning is now the School of Lifelong Learning since Spring, 2013.



**JACKSON STATE UNIVERSITY**  
**FULL-TIME TEACHING FACULTY BY ACADEMIC RANK AND TENURE**  
**5 - YEAR TREND**

2011-12	<b>Professor</b>	<b>Associate Professor</b>	<b>Assistant Professor</b>	<b>Instructor</b>	<b>Lecturer</b>	<b>Other Academic Rank</b>	<b>TOTAL</b>
<b>Tenured</b>	68	87	18	-	-	-	173
<b>Tenure Track</b>	2	13	70	-	-	-	85
<b>Non-Tenured</b>	11	7	36	65	1	-	120
<b>Total</b>	<b>81</b>	<b>107</b>	<b>124</b>	<b>65</b>	<b>1</b>	<b>-</b>	<b>378</b>
2012-13	<b>Professor</b>	<b>Associate Professor</b>	<b>Assistant Professor</b>	<b>Instructor</b>	<b>Lecturer</b>	<b>Other Academic Rank</b>	<b>TOTAL</b>
<b>Tenured</b>	72	86	18	-	-	-	176
<b>Tenure Track</b>	1	12	70	-	-	-	83
<b>Non-Tenured</b>	9	7	40	70	4	-	130
<b>Total</b>	<b>82</b>	<b>105</b>	<b>128</b>	<b>70</b>	<b>4</b>	<b>-</b>	<b>389</b>
2013-14	<b>Professor</b>	<b>Associate Professor</b>	<b>Assistant Professor</b>	<b>Instructor</b>	<b>Lecturer</b>	<b>Other Academic Rank</b>	<b>TOTAL</b>
<b>Tenured</b>	66	79	24	3	3	-	175
<b>Tenure Track</b>	3	12	60	1	1	-	77
<b>Non-Tenured</b>	7	5	39	71	12	-	134
<b>Total</b>	<b>76</b>	<b>96</b>	<b>123</b>	<b>75</b>	<b>16</b>	<b>-</b>	<b>386</b>
2014-15	<b>Professor</b>	<b>Associate Professor</b>	<b>Assistant Professor</b>	<b>Instructor</b>	<b>Lecturer</b>	<b>Other Academic Rank</b>	<b>TOTAL</b>
<b>Tenured</b>	74	101	11	0	0	-	186
<b>Tenure Track</b>	2	12	53	0	0	-	67
<b>Non-Tenured</b>	5	6	53	67	5	-	132
<b>Total</b>	<b>81</b>	<b>119</b>	<b>117</b>	<b>67</b>	<b>5</b>	<b>-</b>	<b>389</b>
2015-16	<b>Professor</b>	<b>Associate Professor</b>	<b>Assistant Professor</b>	<b>Instructor</b>	<b>Lecturer</b>	<b>Other Academic Rank</b>	<b>TOTAL</b>
<b>Tenured</b>	80	96	10	0	0	-	186
<b>Tenure Track</b>	1	10	57	0	0	-	68
<b>Non-Tenured</b>	5	4	44	78	1	1	133
<b>Total</b>	<b>86</b>	<b>110</b>	<b>111</b>	<b>78</b>	<b>1</b>	<b>1</b>	<b>387</b>

**JACKSON STATE UNIVERSITY**  
**FULL-TIME TEACHING FACULTY BY ACADEMIC RANK AND EDUCATIONAL LEVEL**  
**5 - YEAR TREND**

Educational Level	Professor	Associate Professor	Assistant Professor	Instructor	Lecturer	Other Academic Rank	TOTAL
<b>2011-12</b>							
Doctoral Degree	79	103	101	9	-	-	292
Specialist Degree	-	-	2	5	-	-	7
Master's Degree	1	4	20	50	1	-	76
First Professional	1	-	1	-	-	-	2
Bachelor's Degree	-	-	-	1	-	-	1
TOTAL	81	107	124	65	1	-	378
Educational Level	Professor	Associate Professor	Assistant Professor	Instructor	Lecturer	Other Academic Rank	TOTAL
<b>2012-13</b>							
Doctoral Degree	80	101	103	13	2	-	299
Specialist Degree	1	-	2	6	-	-	9
Master's Degree	1	4	21	51	2	-	79
First Professional	-	-	2	-	-	-	2
Bachelor's Degree	-	-	-	-	-	-	-
TOTAL	82	105	128	70	4	-	389
Educational Level	Professor	Associate Professor	Assistant Professor	Instructor	Lecturer	Other Academic Rank	TOTAL
<b>2013-14</b>							
Doctoral Degree	74	93	98	18	12	-	298
Specialist Degree	1	-	1	6	-	-	8
Master's Degree	1	3	24	51	4	-	83
First Professional	-	-	-	-	-	-	-
Bachelor's Degree	-	-	-	-	-	-	-
TOTAL	76	96	123	75	16	-	386
Educational Level	Professor	Associate Professor	Assistant Professor	Instructor	Lecturer	Other Academic Rank	TOTAL
<b>2014-15</b>							
Doctoral Degree	79	113	91	14	3	-	300
Specialist Degree	1	1	2	8	-	-	12
Master's Degree	1	5	24	45	2	-	77
First Professional	-	-	-	-	-	-	-
Bachelor's Degree	-	-	-	-	-	-	-
TOTAL	81	119	117	67	5	-	389
Educational Level	Professor	Associate Professor	Assistant Professor	Instructor	Lecturer	Other Academic Rank	TOTAL
<b>2015-16</b>							
Doctoral Degree	81	102	87	18	1	1	290
Specialist Degree	1	0	0	2	0	0	3
Master's Degree	3	8	22	55	0	0	88
First Professional	1	0	2	1	0	0	4
Bachelor's Degree	0	0	0	2	0	0	2
TOTAL	86	110	111	78	1	1	387

An aerial photograph of a city skyline, featuring a large stadium with a distinctive checkered facade and a tall water tower. The image is overlaid with a dark blue gradient.

# RESOURCES

---

**JACKSON STATE UNIVERSITY  
EDUCATION AND GENERAL REVENUES BY SOURCE  
5-YEAR PROFILE**

<b>FISCAL YEARS</b>	<b>2011-12</b>	<b>2012-13</b>	<b>2013-14</b>	<b>2014-15</b>	<b>2015-16</b>
<b>Tuition and Fees</b>	46,727,057	50,792,633	55,731,643	66,630,574	66,598,382
<b>State Appropriations</b>	48,724,319	45,173,841	47,143,329	55,275,234	51,905,061
<b>Sales &amp; Services</b>	500,000	500,000	500,000	500,000	500,000
<b>Other Revenue</b>	3,400,000	6,400,000	6,200,000	4,800,000	4,000,000
<b>Total</b>	<b>99,351,376</b>	<b>102,866,474</b>	<b>109,574,972</b>	<b>127,205,808</b>	<b>123,003,443</b>


**JACKSON STATE UNIVERSITY  
EDUCATION & GENERAL EXPENDITURES BY SOURCE  
5-YEAR PROFILE**

<b>FISCAL YEARS</b>	<b>2011-12</b>	<b>2012-13</b>	<b>2013-14</b>	<b>2014-15</b>	<b>2015-16</b>
<b>Instruction</b>	41,466,716	41,818,204	42,530,594	47,242,214	44,955,919
<b>Research</b>	1,375,872	1,492,008	1,286,877	1,173,792	1,188,185
<b>Public Service</b>	1,626,387	1,137,623	661,993	651,309	658,987
<b>Academic Support</b>	8,891,217	7,912,687	8,550,280	8,612,875	8,647,894
<b>Student Services</b>	7,743,680	8,270,311	8,965,110	9,189,067	10,075,837
<b>Institutional Support</b>	16,663,685	17,331,535	21,632,831	27,207,672	28,846,956
<b>Plant Operations</b>	13,506,157	13,506,158	14,457,305	21,610,967	16,565,961
<b>Scholarships &amp; Fellowships</b>	7,577,661	10,897,948	11,489,983	11,517,911	12,063,703
<b>Total</b>	<b>98,851,375</b>	<b>102,366,474</b>	<b>109,574,972</b>	<b>127,205,807</b>	<b>123,003,442</b>

An aerial, dark blue-tinted photograph of a city skyline. In the center, a large stadium with a distinctive checkered facade is visible. To the right, a tall water tower stands out. The foreground shows a park area with trees and a road. The overall scene is dimly lit, suggesting dusk or dawn.

# QUICK FACTS

---



- Jackson State University hosted entertainers such as Motown Review (Jackson Five), Sarah Vaughn, Chaka Khan, B. B. King, and many more entertainers at the Rose E. McCoy Auditorium.
- Jackson State University is designated as a "higher research activity" institution by the Carnegie Foundation and has been named as an Institutional Partner by the Bill & Melinda Gates Foundation. This emphasis on research and scholarship is cemented by data that show JSU continues the tradition of being a top producer of African Americans with bachelor's degrees in education and by ongoing funding from government agencies, including a recent \$2.9 million "First in the World" grant from the U.S. Department of Education.
- JSU became the first university in Mississippi approved to establish a School of Public Health.
- Campbell College Suites, one of JSU's upscale residence facility for upper class students was named for Bishop Campbell, who was the presiding bishop of the Third District of the African Methodist Episcopal Church. During the civil rights movement Campbell College was a private institution that served as a breeding ground for young freedom fighters.
- During the civil rights era, Jackson State College and its students were at the center of civil rights activities as student protests intensified between 1964 and 1970. One of the most tragic events in the school's history occurred at Alexander Hall.
- First Lady Michelle Obama delivered the commencement address at the 139<sup>th</sup> Spring Commencement Ceremony.

A dark blue, semi-transparent overlay covers the entire image. In the background, a university campus is visible, featuring a large building with a grid-like facade, a tall tower, and a water tower. The foreground shows a parking lot with several cars and a walkway lined with trees.

# UNIVERSITY DIRECTORY

---

## **UNIVERSITY DIRECTORY**

<b>Office of the President</b>	601-979-2323
<b>Academic Affairs</b>	601-979-2246
<b>Athletics</b>	601-979-2360
<b>Business &amp; Finance</b>	601-979-1773
<b>Enrollment Management and Institutional Research</b>	601-979-2484
<b>General Counsel</b>	601-979-3950
<b>Information Technology</b>	601-979-4299
<b>Institutional Advancement</b>	601-979-2282
<b>Mississippi e-Center Second Floor</b>	601-979-4299
<b>Research &amp; Federal Relations</b>	601-979-2931
<b>Student Life</b>	601-979-2241

## **COLLEGES/SCHOOLS**

<b>Business</b>	601-979-2411
<b>Education &amp; Human Development</b>	601-979-2433
<b>Liberal Arts</b>	601-979-7036
<b>Public Health</b>	601-979-8806
<b>Public Service</b>	601-979-8836
<b>School of Journalism and Media Services</b>	601-979-2151
<b>Science, Engineering, &amp; Technology</b>	601-979-2153
<b>Undergraduate Studies</b>	601-979-2127

## **INFORMATION AND ASSISTANCE**

<b>Community College Relations</b>	601-979-0924
<b>Financial Aid</b>	601-979-2227
<b>Honors College</b>	601-979-2107
<b>Housing</b>	601-979-2326
<b>Human Resources</b>	601-979-2015
<b>Institutional Research</b>	601-979-2484
<b>JSU Online</b>	601-979-0779
<b>Undergraduate Recruitment</b>	601-979-5845
<b>Undergraduate Admissions</b>	601-979-0928
<b>Undergraduate Studies</b>	601-979-2127



**JACKSON STATE UNIVERSITY  
FACT BOOK EVALUATION  
FALL 2015**

**We welcome any suggestions or comments that will help us enhance the FACT BOOK. Please assist us by completing the following evaluation and returning it to:**

**Institutional Research, Planning, and Assessment  
Jackson State University  
1400 J. R. Lynch Street  
P. O. Box 17147  
Jackson, MS 39217  
(601) 979-2484**

**YOUR NAME:** \_\_\_\_\_

**ADDRESS OR LOCATION:** \_\_\_\_\_

- 1. Describe any information you think should be added or expanded in next year's FACT BOOK.**

---

---

---

---

---

- 2. Give the page number and description of any information you think should be clarified or eliminated.**

---

---

---

---

---

- 3. Other Comments:**

---

---

---

---

---

2015-2016

JACKSON STATE UNIVERSITY

# FACT BOOK

DEPARTMENT OF INSTITUTIONAL RESEARCH,  
PLANNING, AND ASSESSMENT