

2008 DATA-FILE 2009

*The
Office of
Institutional
Research
and
Planning*

Vol. 22 No. 4

Jackson State University

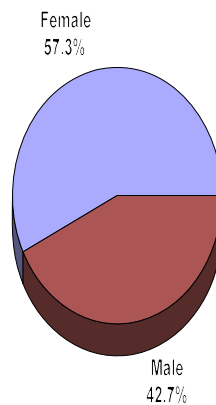
June, 2009

This Newsletter is prepared for campus distribution by the Office of Institutional Research and Planning. Please direct any questions or comments to this office, 979-2615.

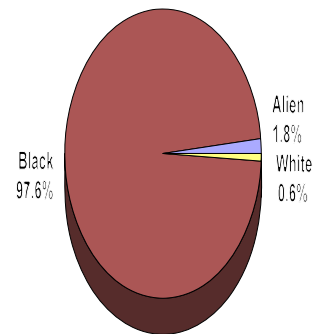
First-Time Freshmen Cohort, Fall 2002

DECLARED MAJORS	#
Healthcare Administration	15
TOTAL, School of Allied Health Sciences	15
Accounting	48
Business Administration	81
Business Education	10
Economics	1
Finance	6
Management	31
Marketing	19
TOTAL, School of Business	196
Child Care & Family Education	6
Elementary Education	40
Health, Physical Educ. & Recreation	17
Special Education	5
TOTAL, School of Education	68
Civil Engineering	14
Computer Engineering	43
Telecommunications Engineering	1
TOTAL, School of Engineering	58
Art	12
Criminal Justice & Corr. Services	32
English	17
Foreign Languages	3
History, BS	3
Mass Communications	42
Music Education	15
Piano Performance	4
Political Science	31
Psychology	34
Sociology	3
Speech, BA	4
Speech, BS	3
TOTAL, School of Liberal Arts	203
Biology	157
Chemistry	9
Computer Science	74
Industrial Technology	19
Mathematics	3
Mathematics Education	1
Meteorology	10
Physics	3
TOTAL, School of Science & Tech.	276
Social Work	28
TOTAL, School of Social Work	28
Undecided	170
TOTAL, FIRST-TIME FRESHMEN	1,014

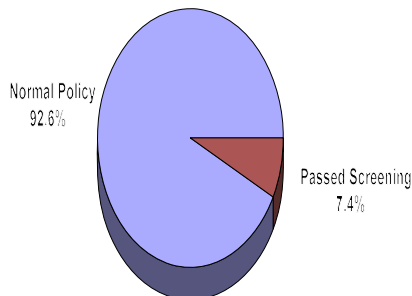
First-Time Freshmen by Gender



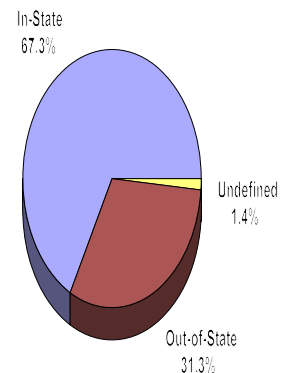
First-Time Freshmen by Ethnicity



First-Time Freshmen by Admit Type



First-Time Freshmen by Residency



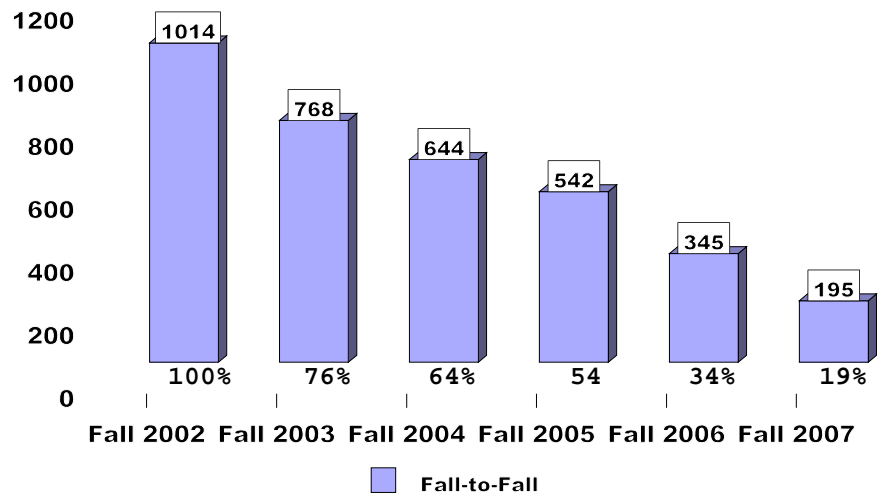
First-Time Freshmen Cohort, Fall 2002

GRADUATES

DEGREES WITHIN 6 YEARS	#
Healthcare Administration	9
TOTAL, School of Allied Health Sci.	9
Accounting	28
Business Administration	39
Business Education	4
Finance	2
Management	10
Marketing	5
TOTAL, School of Business	88
Child Care & Family Education	3
Elementary Education	18
Health, Physical Education & Rec.	6
Special Education	1
TOTAL, School of Education	28
Civil Engineering	5
Computer Engineering	13
Telecommunications Engineering	1
TOTAL, School of Engineering	19
Art	4
Criminal Justice & Corr. Services	16
English	12
Foreign Languages	1
History	1
Mass Communications	25
Music Education	5
Political Science	19
Psychology	18
Sociology	2
Speech	2
TOTAL, School of Liberal Arts	110
Biology	67
Chemistry	7
Computer Science	32
Industrial Technology	10
Mathematics Education	1
Meteorology	4
Physics	3
TOTAL, School of Sci. & Tech.	84
Social Work	12
TOTAL, School of Social Work	12
TOTAL, COHORT	439

Retention Rate, Fall 2002

COHORT RATE



6-Year Graduation Rates

(PERCENT)

