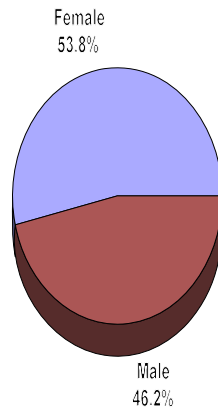


This Newsletter is prepared for campus distribution by the Office of Institutional Research and Planning. Please direct any questions or comments to this office, 979-2615.

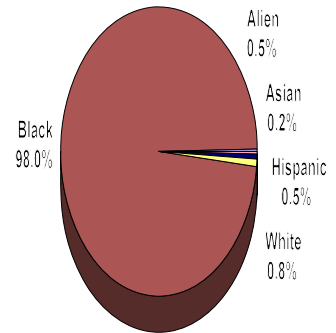
First-Time Freshmen Cohort, Fall 2003

DECLARED MAJORS	#
Accounting	45
Business Administration	78
Business Education	5
Economics	1
Finance	2
Management	15
Marketing	18
Office Administration	1
TOTAL, COLLEGE OF BUSINESS	165
Educational Technology	2
TOTAL, School of Administrative Leadership	2
Child Care & Family Education	4
Elementary Education	33
Health, Physical Educ. & Recreation	8
Social Science Education	1
Special Education	1
TOTAL, School of Instructional Leadership	47
TOTAL, COLLEGE OF EDUCATION	49
English	10
Foreign Languages	3
Mass Communications	42
Speech, BA	3
Speech, BS	5
TOTAL, School of Communications	63
Art	3
Music Education	32
Performance	2
TOTAL, School of Fine & Performing Arts	37
Criminal Justice & Corr. Services	31
History, BS	2
Political Science	27
Psychology	36
Sociology	2
TOTAL, School of Behavioral Sciences	98
TOTAL, COLLEGE OF LIBERAL ARTS	198
Healthcare Administration	7
TOTAL, School of Public Health	7
Social Work	10
TOTAL, School of Social Work	10
TOTAL, COLLEGE OF PUBLIC SERVICE	17
Civil Engineering	6
Computer Engineering	45
Computer Science	46
Telecommunications Engineering	4
TOTAL, School of Engineering	101
Biology	134
Chemistry	12
Industrial Technology	22
Mathematics	5
Mathematics Education	4
Meteorology	4
Physics	2
TOTAL, School of Science & Technology	183
TOTAL, COLLEGE of Science, Engineering & Technology	284
Undecided	216
TOTAL, FIRST-TIME FRESHMEN	929

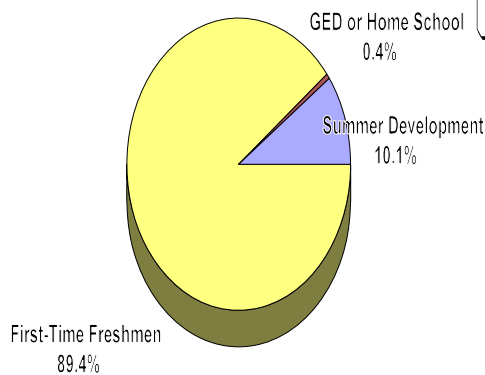
First-Time Freshmen by Gender



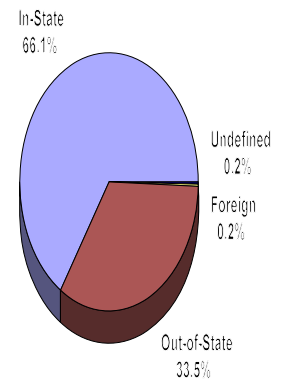
First-Time Freshmen by Ethnicity



First-Time Freshmen by Admit Type



First-Time Freshmen by Residency

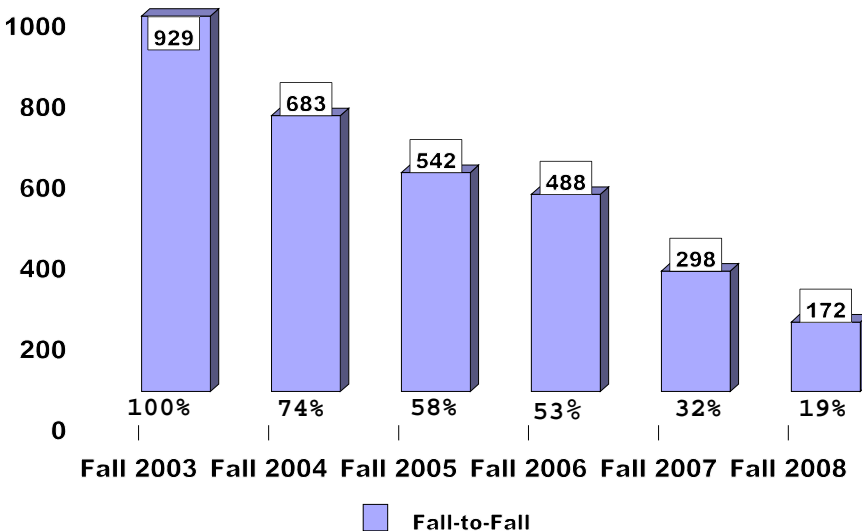


First-Time Freshmen Cohort, Fall 2003

DEGREES CONFERRED WITHIN 6 YRS	#
Accounting	19
Business Administration	32
Finance	2
Management	6
Marketing	7
TOTAL, COLLEGE OF BUSINESS	66
Educational Technology	2
TOTAL, School of Administrative Leadership	2
Elementary Education	11
Health, Physical Educ. & Recreation	4
Special Education	1
TOTAL, School of Instructional Leadership	16
TOTAL, COLLEGE OF EDUCATION	18
English	7
Foreign Languages	1
Mass Communications	19
Speech, BA	2
Speech, BS	2
TOTAL, School of Communications	31
Music Education	6
TOTAL, School of Fine & Performing Arts	6
Criminal Justice & Corr. Services	7
History, BS	1
Political Science	12
Psychology	15
Sociology	1
TOTAL, School of Behavioral Sciences	36
TOTAL, COLLEGE OF LIBERAL ARTS	73
Healthcare Administration	1
TOTAL, School of Public Health	1
Social Work	2
TOTAL, School of Social Work	2
TOTAL, COLLEGE OF PUBLIC SERVICE	3
Civil Engineering	4
Computer Engineering	15
Computer Science	2
Telecommunications Engineering	19
TOTAL, School of Engineering	40
Biology	56
Chemistry	4
Industrial Technology	2
Mathematics Education	3
Meteorology	3
Physics	2
TOTAL, School of Science & Technology	70
TOTAL, COLLEGE OF SCIENCE, ENGINEERING & TECHNOLOGY	110
Undecided	63
TOTAL DEGREES CONFERRED	333

Retention Rate, Fall 2003

COHORT RATE



6-Year Graduation Rates

(PERCENT)

