

MINI FACT BOOK

FALL 2016



JSU
1877
JACKSON STATE
UNIVERSITY®



Mini Fact Book Fall 2016

Department of Institutional
Research, Planning, and Assessment
Jackson State University
P. O. Box 17147 • Jackson, MS 39217
(P) 601.979.2484 • (F) 601.979.4054
www.jsu.edu/institutionalresearch

Jackson State University is an
Equal Opportunity Employer. The
University does not discriminate on
the basis of race, sex, religion, national
origin, disability status or protected
veteran status.

In addition, Jackson State University
recruits, admits, and provides services,
financial aid, and instruction to all
students without regard to race, sex,
religion, national origin, age, disability
status, veteran status or any other
characteristic protected by law.

Editors:

Director

Shemeka McClung

Research Associates

Arnitra Hunter

Angenette Dixon

Satya Sreedevi Redla

Administrative Assistant


Lashanda Phillips



TABLE OF CONTENTS

General Information.....	3-6
Vision and Mission	4
Core Values.....	4
Campus Locations	5-6
Academic Information	7-9
Tuition and Fees.....	8
Degrees Awarded.....	8
First-Time Freshmen Average High School GPA	8
First-Time Freshmen Average ACT Scores	8
Composite ACT Scores by Ethnicity	9
Composite ACT Scores by Gender.....	9
Composite ACT Scores by Residency.....	9
Academic Calendar.....	9
Holiday Schedule.....	9
Student Enrollment	10-18
Enrollment by Ethnicity.....	11
Enrollment by Gender and Status.....	11
10-Year Enrollment Trend by Gender.....	12
Fall 2016 Undergraduate Classifications	12
Fall 2016 Graduate Classifications	12
2015 Cohort Fall-to-Fall Retention	13
Enrollment by Student Type.....	13
Academic Enrollment by College/School.....	13
Fall 2016 Student Characteristics	14
Top 5 Enrollment by Program	14
Top 5 Enrollment by Residency	15
Fall 2016 Enrollment by Counties.....	16
Fall 2016 Enrollment by States	17
Fall 2016 Enrollment by Countries	18
Employee Information	19-21
EEO Categories.....	20
Faculty Academic Rank by Ethnicity and Gender.....	21
Full-Time Faculty by Tenure Status	21
Faculty by College/School.....	21
Financial Information.....	22
Directory.....	23
Notes	24
Evaluation Form	25



An aerial photograph of a university campus, overlaid with a dark blue filter. In the center is a large, modern building with a distinctive tower section featuring a grid of windows. In front of the building is a large plaza with many flagpoles, some of which are flying flags. A winding path leads through the plaza. The overall scene is captured from a high angle, showing the layout of the campus and surrounding areas.

GENERAL INFORMATION

Jackson State University’s distinguished history began in 1877 as the Natchez Seminary, a private church school set up in Natchez, Mississippi, under the auspices of the American Baptist Home Mission Society of New York. Beginning with only 20 students, the seminary educated newly freed African Americans as ministers and teachers. JSU is now designated as a “higher research activity” institution by the Carnegie Foundation and has been named as an Institutional Partner by the Bill & Melinda Gates Foundation. This emphasis on research and scholarship is cemented by data that show JSU continues the tradition of being a top producer of African Americans with bachelor’s degrees in education and by ongoing funding from government agencies, including a recent \$2.9 million “First in the World” grant from the U.S. Department of Education. Listed by *Forbes* magazine as one of America’s Top Colleges for 2015, cited by *G.I. Jobs* magazine as a “Military-Friendly University” for the fourth consecutive year and recognized by *Diverse Issues in Higher Education* magazine for the number of STEM (science, technology, engineering and math) graduates produced annually – the academic enterprise remains robust at JSU.

Vision Statement

Building on its historic mission of empowering diverse students to become leaders, Jackson State University will become recognized as a challenging, yet nurturing, state-of-the-art technologically-infused intellectual community. Students and faculty will engage in creative research, participate in interdisciplinary and multi-institutional/organizational collaborative learning teams and serve the global community.

University Mission Statement

The University produces technologically advanced, diverse, ethical, global leaders who think critically, address societal problems and compete effectively.

Core Values

Tradition	The University believes that its role as a historically black university inspires and exemplifies positive societal change.
Accountability	The University believes in the principled exercise of leadership, excellence in scholarly activities, and the sanctity of the public trust.
Learning	The University believes in an experientially enhanced learning environment where teaching, research, and service are integrated and mutually reinforcing.
Nurturing	The University is committed to creating a community which affirms and welcomes persons from diverse backgrounds and experiences and supports the realization of their human potential.
Service	The University responds to the needs of society to the best of its ability and expects its graduates to do likewise.
Responsibility	The University believes in and accepts its duty to enhance each generation’s capacity to improve the human condition.



CAMPUS LOCATIONS

Jackson State University – Main Campus

JSU is a technologically advanced four-year university steeped in history and committed to preparing students to become global leaders. Designated as a "higher research activity" university, JSU continues to enhance the state, nation and world through comprehensive economic development, healthcare, technological and educational initiatives. We value our alumni and friends who help to make us great. With nearly 10,000 students, Jackson State is the fourth-largest institution of higher learning in Mississippi. We welcome the opportunity and challenge of providing the best education possible for the people who choose to study at Jackson State University.

Universities Center

The School of Lifelong Learning is located in the E.E Thrash Universities Center at 3825 Ridgewood Road in Jackson, Mississippi. It is a metropolitan learning center for local, state, public, and private agencies. This center has classroom facilities for both undergraduate and graduate. The School of Lifelong Learning (SLL) meets the needs of present day workers and adult learners, 25 years of age and older, throughout the state, region, and nation. The SLL at Jackson State University is for adult learners who wish to begin, continue, complete, or enhance their development on a part-time or full-time basis.

Jackson Medical Mall

The School of Public Health Initiative is located in the Jackson Medical Mall at 350 West Woodrow Wilson Drive. The School of Public Health Initiative is committed to providing advanced quality education and a learning environment that supports interdisciplinary communications, development of professional public health concepts and values, and the resolution of healthcare issues. Programs prepare students to be outstanding leaders and practitioners in professional careers in public health, healthcare administration, speech language pathology, communicative disorders, and speech and hearing sciences.



Mississippi e-Center @ Jackson State University

The Mississippi e-Center @ Jackson State University, located at 1230 Raymond Road, Jackson, MS, is a cutting edge information center that demonstrates JSU's leadership in the digital world. The MS e-Center employs a wide array of technology-enhanced learning, research and business tools to engage students and faculty in innovative real-world exercise. The MS e-Center is the place where technology works for you.

Madison Location

Jackson State University's Madison campus is located at 382 Galleria Parkway, Madison, MS. This location offers bachelor's degree completion in Business Administration, Computer Engineering, Criminal Justice, Electrical Engineering and Healthcare Administration. This campus also offers a Master of Science in Elementary Education.

Holmes Community College

Jackson State University is now offering classes at Holmes Community College at 412 West Ridgeland Avenue, Ridgeland, MS. At this location, JSU offers bachelor's degree completion in Elementary Education K-3, Elementary Education K-6, and Social Work.

Downtown Campus

The Jackson State University Downtown Campus is located in a modern five-story complex at 101 West Capitol Street. This campus is home to the JSU Office of Alumni Affairs, JSU Institute of Government and the Mississippi Conference of Black Mayors. The office of the dean of the College of Public Service, Department of Public Policy and Administration and Department of Urban and Regional Planning are also housed on the campus. The Downtown Campus is near the Mississippi State Capitol Building, Jackson City Hall and a number of state agencies.



ACADEMIC INFORMATION

Undergraduate Admissions

Jackson State University
Post Office Box 17330
1400 John R. Lynch Street
Jackson, MS 39217
(P) 601.979.0928 | (F) 601.979.3445
admappl@jsums.edu
www.jsums.edu/admissions

Graduate Admissions

Jackson State University
Post Office Box 17095
1400 John R. Lynch Street
Jackson, MS 39217
(P) 601.979.2455 | (F) 601.979.2790
Graduate@jsums.edu
www.jsums.edu/graduateschool

TUITION AND FEES

Tuition & Fees	7,141
Required Fees	120
Total (MS Resident)	7,261
Non-Resident Fees	10,473
Total (Non-Resident)	17,734
Books & supplies (approx.)	2,300
Room & Board	8,708

DEGREES AWARDED ACADEMIC YEAR 2015-2016

Baccalaureate	984
Masters	434
Specialist	13
Doctoral	86
Total	1,517

First-Time Freshmen Average High School GPA

2.90

FIRST-TIME FRESHMEN AVERAGE ACT SCORES

English	19.0
Mathematics	18.0
Reading	20.0
Science Reasoning	20.0
Composite	19.0

Jackson State University is designated as the Urban University for the State of Mississippi. It is accredited by the Southern Association of Colleges and Schools Commission on Colleges (SACSCOC) to award bachelor's, master's, education specialist, Doctor of Education and Doctor of Philosophy degrees. Comprised of five colleges and two schools, JSU offers 46 bachelor's, 37 master's, 2 specialist-in-education and 13 doctoral degrees.

COMPOSITE ACT SCORE FOR FIRST-TIME FRESHMEN BY ETHNICITY, GENDER, AND RESIDENCY

ACT Scores by Ethnicity

Black	19.0
White	20.0
Other	19.0

ACT Scores by Gender

Male	19.0
Female	19.0

ACT Scores by Residency

In-State	19.0
Out-of-State	19.0
International	23.0



ACADEMIC CALENDAR 2016-2017

Fall 2016

Orientation	August 15
Registration	August 17-19
Classes Begin	August 22
Academic Advising	November 7-11
Classes End	December 2
Final Examinations	December 3-8
Commencement	December 9

Spring 2017

January 5
January 5-6
January 9
April 3-7
April 22
April 22-28
April 28-29

HOLIDAY SCHEDULE 2016-2017

Monday, May 30
Monday, July 4
Monday, September 5
Thursday-Friday, November 24-25
Thursday-Monday, December 22 - January 2
Monday, January 16
Friday, April 14
Monday, May 29

Memorial Day Holiday
Independence Day Holiday
Labor Day Holiday
Thanksgiving Holiday
Christmas / New Year's Holiday
Dr. Martin Luther King, Jr. Holiday
Easter Holiday
Memorial Day Holiday



[STUDENT ENROLLMENT]



ENROLLMENT BY ETHNICITY

Black	8,910
White	616
Hispanic	85
Asian	65
American Indian or Alaskan Native	28
Pacific Islander	2
Multi-racial	105
Total	9,811

TOTAL ENROLLMENT BY GENDER AND STATUS

	Male	Female	Total
Full-Time	2,578	4,757	7,335
Part-Time	782	1,694	2,476
Total	3,360	6,451	9,811

TOTAL UNDERGRADUATE BY GENDER AND STATUS

	Male	Female	Total
Full-Time	2,367	4,140	6,507
Part-Time	386	599	985
Total	2,753	4,739	7,492

TOTAL GRADUATE BY GENDER AND STATUS

	Male	Female	Total
Full-Time	211	617	828
Part-Time	396	1,095	1,491
Total	607	1,712	2,319

TEN-YEAR ENROLLMENT TREND BY GENDER

Fall	Male	Percent	Female	Percent	Total
2007	3,118	35.8%	5,580	64.2%	8,698
2008	2,958	35.3%	5,418	64.7%	8,376
2009	3,139	35.7%	5,644	64.3%	8,783
2010	3,121	36.0%	5,566	64.0%	8,687
2011	3,162	35.5%	5,741	64.5%	8,903
2012	3,120	35.4%	5,699	64.6%	8,819
2013	3,204	35.1%	5,930	64.9%	9,134
2014	3,363	35.4%	6,145	64.6%	9,508
2015	3,413	34.8%	6,389	65.2%	9,802
2016	3,360	34.25%	6,451	65.75%	9,811

FALL 2016 UNDERGRADUATE CLASSIFICATIONS

FRESHMAN 2,044

SOPHOMORE 1,469

JUNIOR 1,659

SENIOR 2,320

TOTAL 7,492

FALL 2016 GRADUATE CLASSIFICATIONS

Post-Baccalaureate	8
Master's	1532
Specialist	93
Doctorate	686

Graduate Total 2,319

FALL 2015 COHORT OF FIRST-TIME, FULL-TIME FRESHMEN FALL-TO-FALL RETENTION

Discipline/College/School	Cohort Fall 2015	Returned Fall 2016	Percentage
Business	157	99	63.1%
Education and Human Development	99	65	65.7%
Journalism and Media Studies	40	30	75.0%
Liberal Arts	274	189	69.0%
Public Health Initiative	51	37	72.5%
Public Service	31	17	54.8%
Science, Engineering, and Technology	537	400	74.5%
Undecided	33	27	81.8%
University Total	1222	864	70.7%

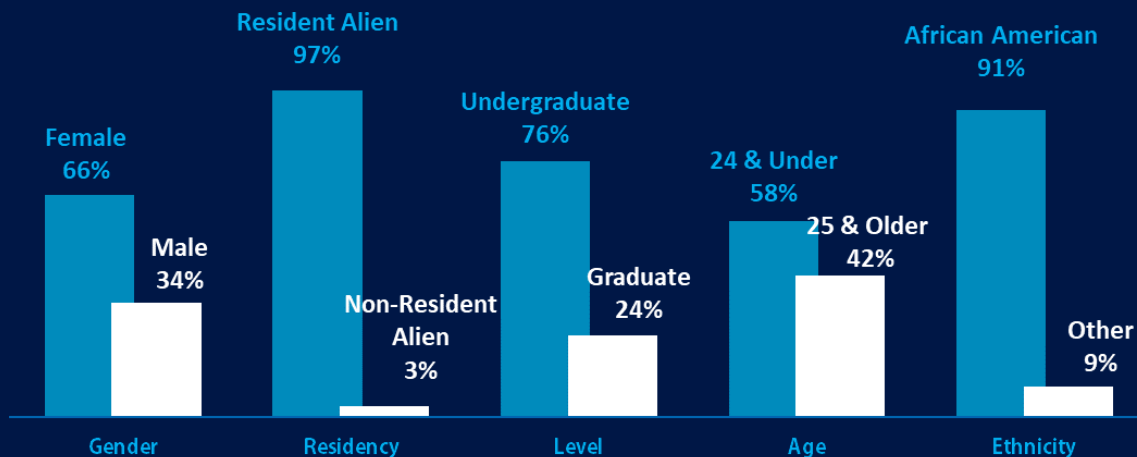
ENROLLMENT BY STUDENT TYPE

First-Time Freshmen	1,292
Returning Undergraduate Students	4,663
Readmitted Students	658
First-Time Transfer Students	777
First-Time Graduate Students	660
Returning Graduate Students or Transfer Students	1,658
Transient Students	35
High School Students Taking College Courses	33
Other	14
Returning Post-Baccalaureate	21
Total	9,811

ACADEMIC ENROLLMENT BY COLLEGE/SCHOOL

Colleges/Schools	Undergraduate	Graduate	Enrollment
Business	1,031	138	1,169
Education and Human Development	1,501	931	2,432
Journalism and Media Studies	239	30	269
Liberal Arts	1,324	132	1,456
Public Health Initiative	548	232	780
Public Service	454	497	951
Science, Engineering, and Technology	2,249	349	2,598
Undecided	146	0	146
Non-Degree	0	10	10
Total	7,492	2,319	9,811

FALL 2016 STUDENT CHARACTERISTICS



TOP 5 ENROLLMENT BY PROGRAM

Bachelor's Programs Enrollment

Biology	1,074
Healthcare Administration	462
Childcare & Family Education	459
Social Work	441
Criminal Justice	433

Master's Programs

Social Work	223
Early Childhood Education	171
Teaching	104
Public Health	103
Public Policy and Planning	78

Doctoral Programs

Educational Administration	152
Public Health	94
Public Administration	91
Urban Higher Education	84
Urban & Regional Planning	51

TOP 5 ENROLLMENT BY RESIDENCY

Mississippi Residents

Hinds	3,667
Madison	610
Rankin	457
Copiah	179
Washington	168

Non- Residents

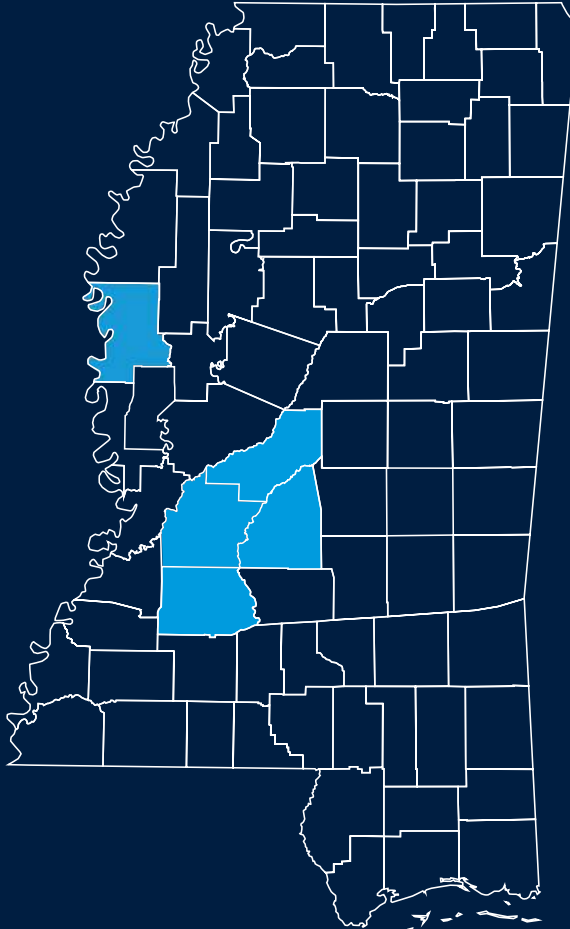
Illinois	459
Louisiana	223
Tennessee	214
Georgia	196
Alabama	121

International Residents

China	49
Ethiopia	42
Nigeria	37
India	25
Cameroon	14
Saudi Arabia	14



FALL 2016 ENROLLMENT BY MS COUNTIES



Adams	77	Lincoln	73
Alcorn	9	Lowndes	36
Amite	9	Madison	610
Attala	38	Marion	23
Benton	1	Marshall	23
Bolivar	82	Monroe	7
Calhoun	7	Montgomery	11
Carroll	17	Neshoba	22
Chickasaw	5	Newton	25
Choctaw	9	Noxubee	12
Claiborne	41	Oktibbeha	23
Clarke	6	Panola	29
Clay	20	Pearl River	5
Coahoma	67	Perry	2
Copiah	179	Pike	114
Covington	16	Pontotoc	3
Desoto	78	Prentiss	3
Forrest	59	Quitman	16
Franklin	10	Rankin	457
George	4	Scott	64
Greene	1	Sharkey	22
Grenada	12	Simpson	100
Hancock	2	Smith	5
Harrison	68	Stone	11
Hinds	3,667	Sunflower	40
Holmes	134	Tallahatchie	23
Humphreys	35	Tate	7
Issaquena	4	Tishomingo	1
Itawamba	6	Tunica	27
Jackson	71	Walthall	16
Jasper	31	Warren	160
Jefferson	39	Washington	168
Jefferson Davis	36	Wayne	9
Jones	22	Webster	1
Kemper	5	Wilkinson	16
Lafayette	14	Winston	17
Lamar	10	Yalobusha	10
Lauderdale	65	Yazoo	133
Lawrence	26	Total	7,516
Leake	79		
Lee	20		
Leflore	111		



FALL 2016 ENROLLMENT BY STATES (NON-RESIDENTS)

Alabama	121	Kentucky	2	Oklahoma	15
Arizona	9	Louisiana	223	Oregon	4
Arkansas	77	Maryland	24	Pennsylvania	3
California	62	Massachusetts	1	Puerto Rico	7
Colorado	14	Michigan	71	South Carolina	10
Connecticut	1	Minnesota	11	Tennessee	214
Delaware	2	Missouri	103	Texas	100
District of Columbia	1	Montana	1	US Citizen Living	
Florida	44	Nebraska	2	Outside US	1
Georgia	196	Nevada	7	Utah	1
Hawaii	3	New Jersey	6	Virgin Islands of the US	8
Idaho	2	New Mexico	1	Virginia	9
Illinois	459	New York	5	Washington	4
Indiana	44	North Carolina	19	Wisconsin	35
Iowa	4	Ohio	28		
Kansas	9			Total	1,963

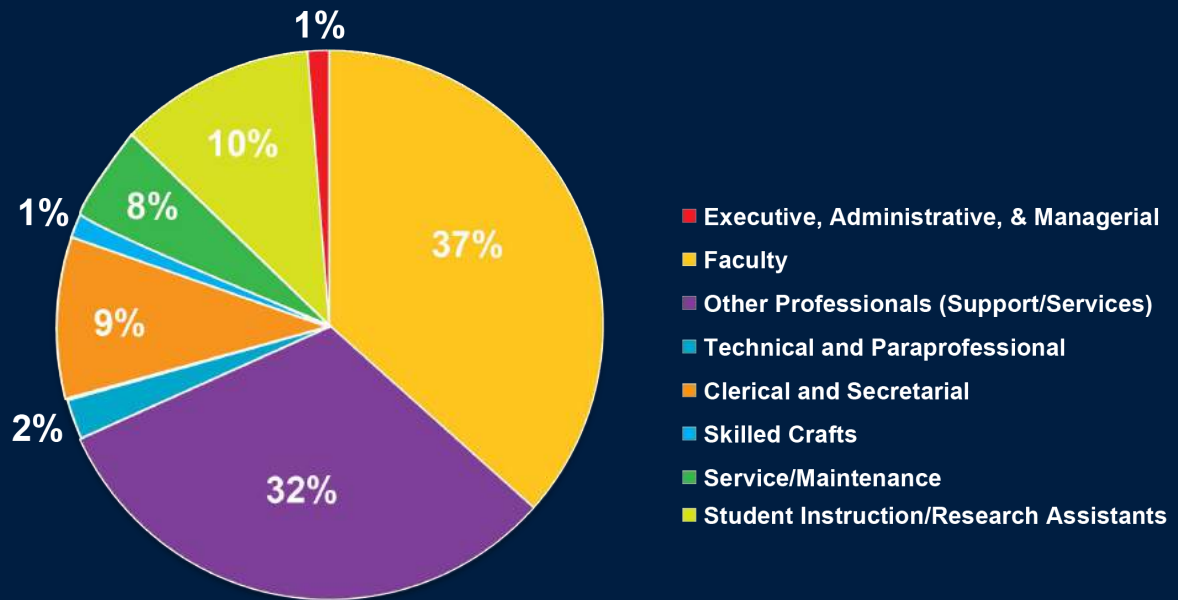
FALL 2016 ENROLLMENT BY COUNTRIES

Algeria	1	Dominican Republic	1	Kenya	1	Sudan	6
Argentina	1	Ecuador	1	Lebanon	2	Taiwan	2
Armenia	1	Egypt	1	Mexico	3	Tanzania	2
Australia	1	El Salvador	1	Morocco	2	Trinidad and Tobago	1
Bahamas	9	Ethiopia	42	Namibia	2	Turkey	1
Bangladesh	11	Finland	1	Nepal	2	Uganda	2
Barbados	3	Gambia	1	Netherlands	2	Ukraine	4
Belize	1	Germany	1	Nicaragua	2	United Kingdom	2
Bermuda	2	Ghana	10	Nigeria	37	Venezuela	4
Brazil	5	Greece	2	Russia	1	Vietnam	2
Bulgaria	1	Grenada (Southern Grenadines)	1	Saint Lucia	1	Yemen	4
Cameroon	14	Guadeloupe (<i>dep., France</i>)	1	Saint Vincent & the Grenadines	1	Total	332
Canada	11	Haiti	3	Saudi Arabia	14		
Chile	1	India	25	Senegal	1		
Colombia	8	Iran	8	Singapore	2		
Congo	1	Jamaica	3	South Africa	3		
Cote d'Ivoire (<i>Ivory Coast</i>)	1	Jordan	3				



EMPLOYEE INFORMATION

EQUAL EMPLOYMENT OPPORTUNITY (EEO) CATEGORIES



FACULTY ACADEMIC RANK BY ETHNICITY AND GENDER

Academic Rank	Male	Female	White	Black	Other	Total
Full-Time						
Professor	63	23	20	44	22	86
Associate Professor	66	42	20	66	22	108
Assistant Professor	46	58	12	69	23	104
Instructor	28	48	9	59	8	76
Lecturer	0	1	0	1	0	1
Total	203	172	61	239	75	375
Part-Time						
Professor	0	0	0	0	0	0
Associate Professor	1	0	0	1	0	1
Assistant Professor	0	2	1	1	0	2
Instructor	0	2	0	2	0	2
Lecturer	105	127	49	175	8	232
Total	106	131	50	179	8	237
Total = Full-Time + Part-Time	309	303	111	418	83	612

FULL-TIME FACULTY
BY TENURE STATUS

Tenure Track

78

Non-Tenured

117

Tenured

180

Total

375

FACULTY BY COLLEGE/SCHOOL


College/School	FT	PT	Total
Business	35	10	45
Education and Human Development	57	65	122
Liberal Arts	104	70	174
Journalism & Media Studies	4	7	11
Public Health	20	13	33
Public Service	32	32	64
Science, Engineering, & Technology	109	35	144
University College	14	5	19
Total	375	237	612

FINANCIAL INFORMATION

BUDGETED REVENUES, FY 2016-2017

Tuition & Fees	\$	70,538,077.00
State Appropriations	\$	50,217,991.00
Sales & Services	\$	500,000.00
Other Revenue	\$	3,300,000.00
Total Education and General:	\$	124,556,068.00
Auxiliary Enterprises	\$	30,350,723.00
Health & Recreational Services	\$	1,759,457.00
University Stadium	\$	1,393,577.00
Athletics	\$	8,456,111.00

TOTAL REVENUES:	\$	166,515,936.00
------------------------	-----------	-----------------------



BUDGETED EXPENDITURES, FY 2016-2017

Instruction	\$	47,399,021.00
Research	\$	1,165,035.00
Public Service	\$	765,291.00
Academic Support	\$	11,560,137.00
Student Services	\$	10,685,466.00
Institutional Support	\$	25,652,584.00
Operation and Maintenance	\$	15,022,189.00

Scholarships and Fellowships	\$	12,306,345.00
Total Education and General	\$	124,556,068.00
Auxiliary Enterprises	\$	30,350,723.00
Health & Recreational Services	\$	1,759,457.00
University Stadium	\$	1,393,577.00
Athletics	\$	8,456,111.00

TOTAL EXPENDITURES:	\$	166,515,936.00
----------------------------	-----------	-----------------------

DIRECTORY

ADMINISTRATION

Office of the President	601.979.2323
Academic Affairs	601.979.2246
Athletics	601.979.2360
Business & Finance	601.979.1773
Enrollment Management & Institutional Research	601.979.2484
General Counsel	601.979.3950
Information Technology	601.979.4299
Institutional Advancement	601.979.2282
Research & Federal Relations	601.979.2931
Mississippi e-Center Second Floor	601.979.4299
Student Life	601.979.2241

COLLEGES & DIVISIONS

Business	601.979.2411
Education & Human Development	601.979.2433
Graduate Studies	601.979.2455
Liberal Arts	601.979.7036
Public Health Initiative	601.979.8806
Public Service	601.979.8836
Journalism & Media Services	601.979.2151
Science, Engineering & Technology	601.979.2153
Undergraduate Studies	601.979.2127

INFORMATION & ASSISTANCE

Community College Relations	601.979.0924
Financial Aid	601.979.2227
Honors College	601.979.2107
Housing	601.979.2326
Human Resources	601.979.2015
Institutional Research	601.979.2484
JSU Online	601.979.0779
Undergraduate Admissions	601.979.0928
Undergraduate Recruitment	601.979.5845
Undergraduate Studies	601.979.2127

NOTES:

A close-up, grayscale image of a cat's face, showing its eyes, nose, and whiskers. The image is overlaid with horizontal white lines, suggesting it is a template for a cat-themed document or notebook.

**JACKSON STATE UNIVERSITY
MINI FACT BOOK EVALUATION
FALL 2016**

We welcome any suggestions or comments that will help us enhance the MINI FACT BOOK.
Please assist us by completing the following evaluation and returning it to:

Institutional Research, Planning, and Assessment
Jackson State University
1400 J. R. Lynch Street
P. O. Box 17147
Jackson, MS 39217
(601) 979-2484

YOUR NAME: _____

ADDRESS OR LOCATION: _____

1. Describe any information you think should be added or expanded in next year's MINI FACT BOOK.

2. Give the page number and description of any information you think should be clarified or eliminated.

3. Other Comments:

A close-up, monochromatic blue-toned image of a tiger's face, showing its eyes, nose, and whiskers. The tiger is looking directly at the camera.

2016

JACKSON STATE UNIVERSITY

MINI FACT BOOK

DEPARTMENT OF INSTITUTIONAL RESEARCH,
PLANNING, AND ASSESSMENT



Department of Institutional Research, Planning, and Assessment

P. O. Box 17147 • Jackson, MS 39217

(P) 601.979.2484 | (F) 601.979.4054

www.jsums.edu/institutionalresearch