

**CSC 323 Algorithm Design and Analysis, Spring 2019**

**Instructor: Dr. Natarajan Meghanathan**

**Quiz 6 (Take Home): Prim's Minimum Spanning Tree Algorithm Total: 50 points**

**Due: April 11, 2019** (1 PM, in-class). Quiz solutions submitted after 1 PM will not be accepted. Submit a printed hardcopy in class (with this quiz sheet as a cover page and your name and J# on the top of the sheet).

In this quiz, you will run the Prim's algorithm to determine minimum spanning trees on a graph assigned to you. You should illustrate the working of the algorithm through a sequence of iterations (as shown in Example Graphs 1 and 2).

**The high-level description of the Prim's algorithm is as follows:**

**Step 1:** Initialize the tree with a single vertex, chosen arbitrarily from the graph. Initialize the set of *candidate edges* with the edges connecting the vertex in the tree to the vertices that are not yet in the tree.

**Step 2:** Grow the tree by one edge: Among the edges (referred to as the *candidate edges*) that connect the vertices in the tree to the vertices that are not yet in the tree, find the edge of the minimum weight and transfer it to tree (if two or more candidate edges are of the same minimum weight, break the tie arbitrarily).

**Step 3:** Update the set of candidate edges as follows:

Include the edges (if any) that are between the recently included vertex in the tree (from Step 2) and to vertices that are not yet in the tree

Exclude the candidate edges (if any) that are between the recently included vertex in the tree (from Step 2) and to vertices that are already in the tree.

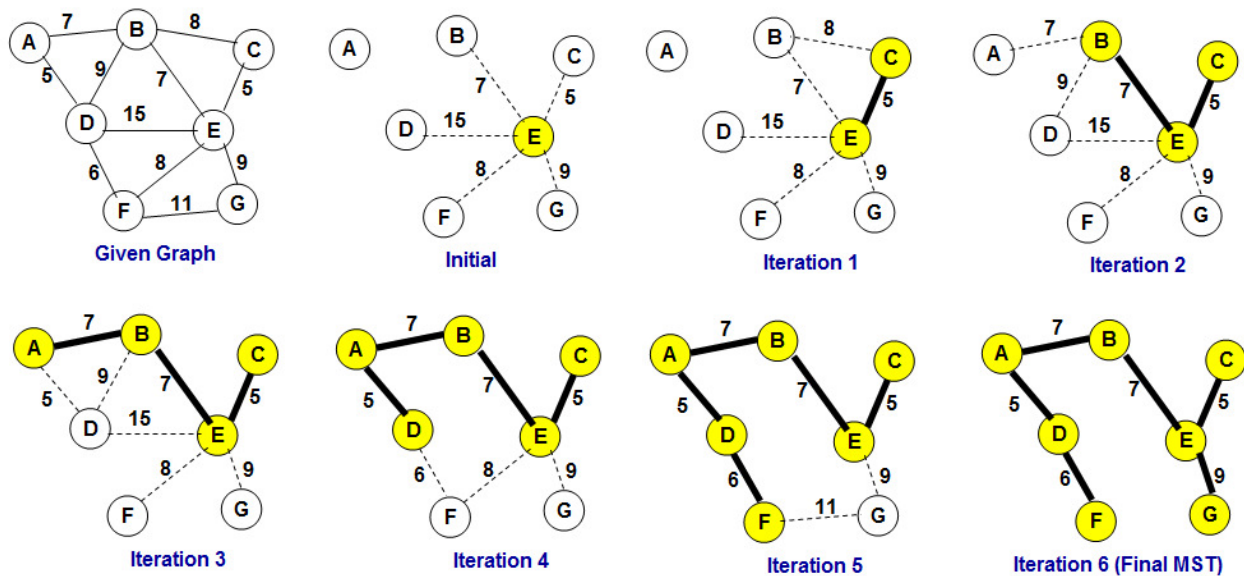
**Step 4:** Repeat Steps 2 and 3 until all the vertices in the tree.

The working of the above algorithm is illustrated below on two example graphs.

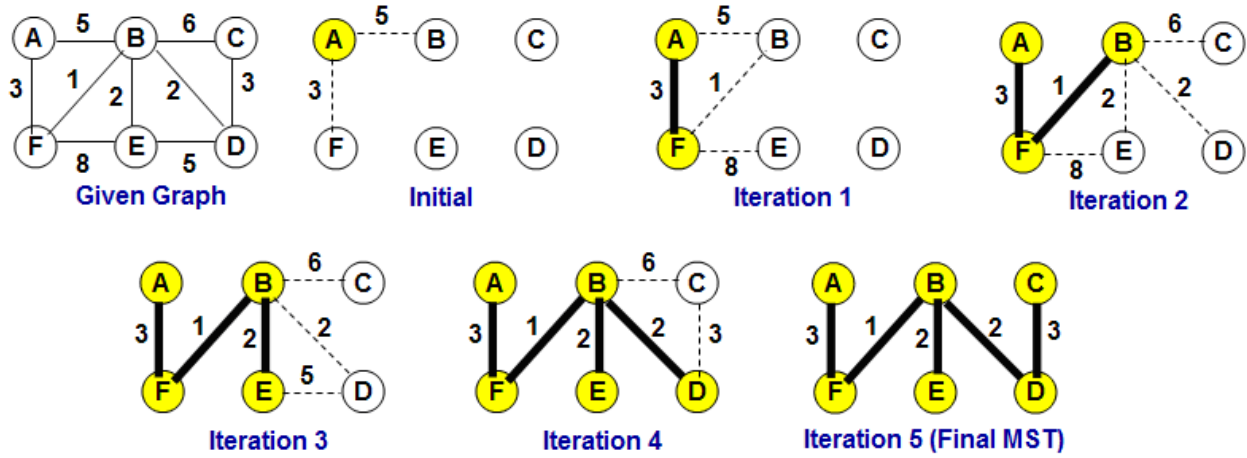
In each iteration, the candidate edges are shown in dotted lines and the tree edges are shown in bold lines. Also, the vertices that are included in the tree are highlighted in yellow and the vertices that are not yet in the tree are not highlighted.

You should show similar work on the graph assigned to you.

**Example Graph 1**

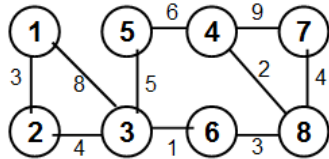


**Example Graph 2**

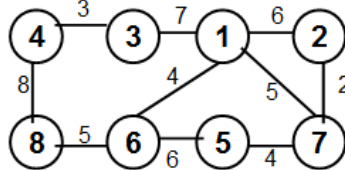


**Graphs Assigned to Students**

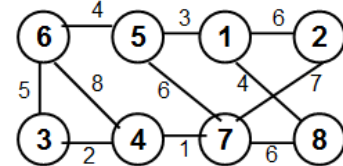
Brown, Demetrius



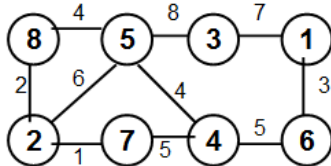
Cato, Jahelle



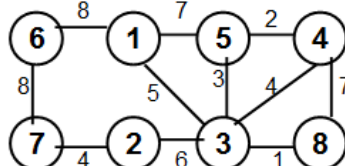
Chukwuma, Nzefili



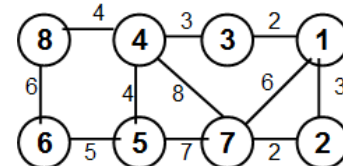
Clark, Armon



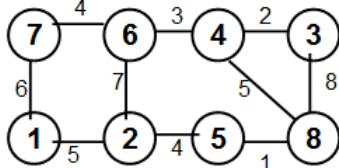
Collins, Taylor



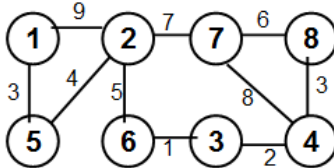
Harmon, Alfred



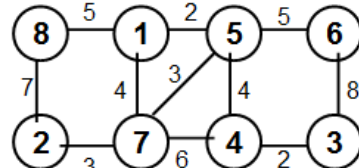
Jackson, Martice



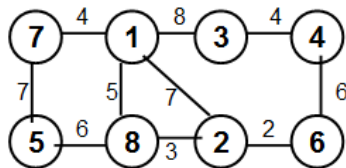
Langat, Vincent



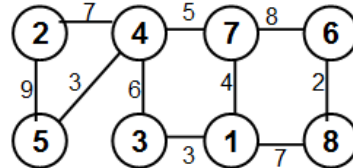
Stewart, Jessica



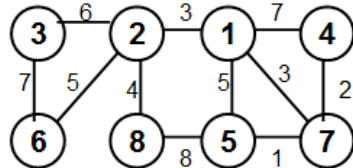
Tchakoua, Astride



Washington, Daren



Wynn, Marcus



Student Name: \_\_\_\_\_

J#: \_\_\_\_\_

